# Principal component analysis dan plot matrix kacamata

# Diagram matrix plot

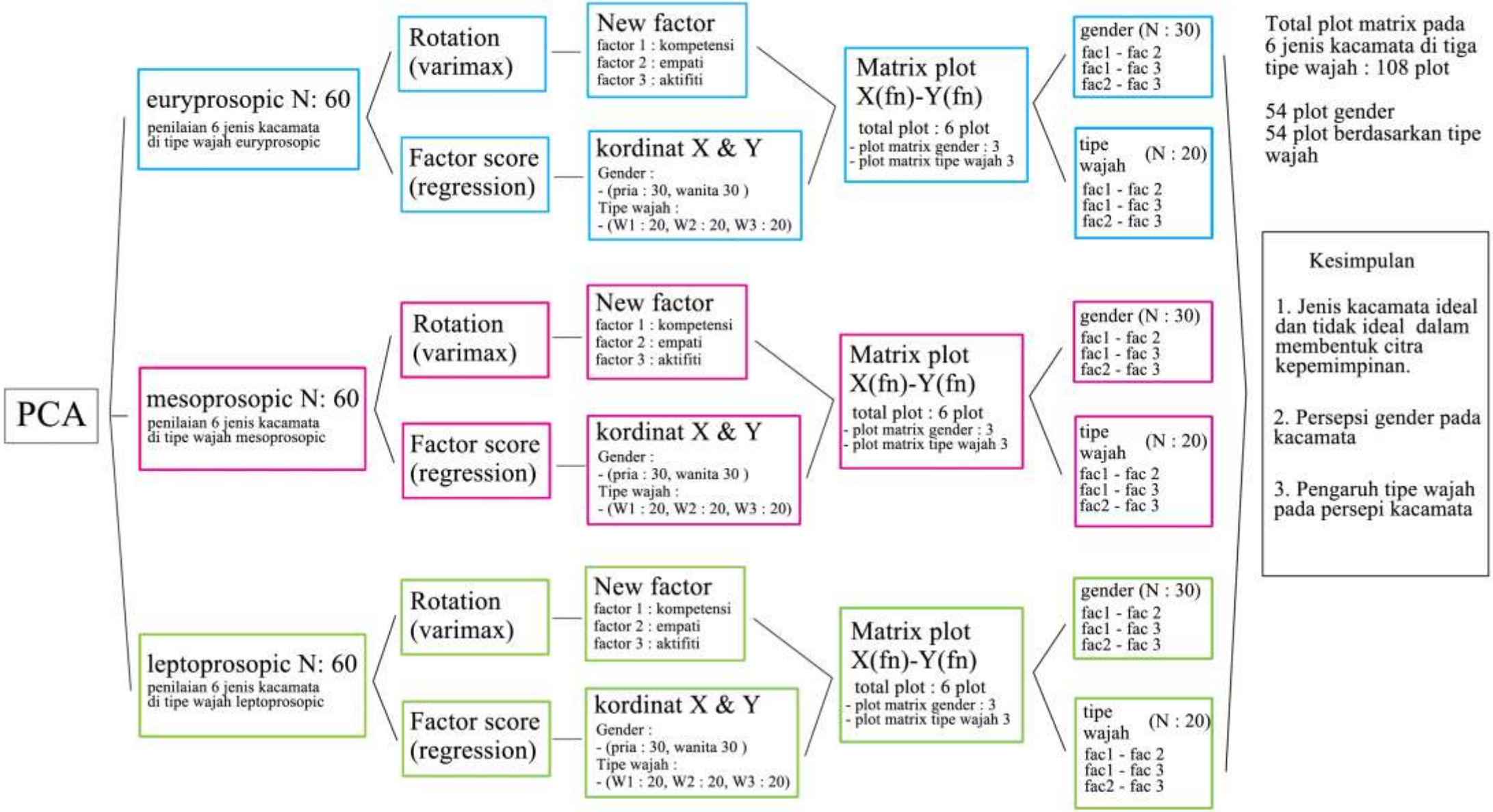


Setiap jenis kacamata dianalisa menggunakan principal component analysis (PCA). setiap kacamata memiliki 3 jenis PCA meliputi PCA kacamata pada wajah euryprosopic, PCA kacamata pada wajah mesoprosopic, dan PCA kacamata pada wajah leptoprosopic, sehingga total PCA pada 6 jenis kacamata berjumlah 18 PCA. Kemudian dilakukan rotasi faktor menggunakan metode varimax untuk mendapatkan faktor baru yang terdiri dari 3 faktor, meliputi : kompetensi, empati dan aktifiti. Hasil score regresi PCA digunakan sebagai titik kordinat X dan Y sehingga menghasilkan plot matrix yang berjumlah 6 plot disetiap tipe wajah plot ini terdiri dari 3 plot berdasarkan persepsi gender dan 3 plot berdasarkan persepsi tipe wajah. Kemudian setiap plot matrix dianalisa dengan melihat konsentrasi persebaran dan wilayah paling dominan pada setiap faktor, sehingga menghasilkan kesimpulan terkait persepsi kacamata di setiap tipe wajah dan jenis kacamata yang ideal dalam membentuk citra kepemimpinan.

# Analisa kacamata rectangel

- PCA rectangel
- Nilai regressi, kordinat x & y pada setiap factor.
- plot matrix responden gender (pria : 30,  wanita : 30)
-plot matrix responden tipe wajah ( W1 : 20, W2 : 20, W3 : 20)

Plot matrix merupakan persebaran posisi persepsi responden sehingga didapatkan wilayah paling dominan. Kordinat x dan y didapatkan dari nilai regresi faktor. Berdasarkan hasil rotasi faktor didapatkan 3 faktor, meliputi faktor kompetensi, empati, dan aktifiti.  Berikut proses  membaca matrix :

1. matrix kanan  > kiri maka fac x = positif (+)
2. matrix kanan  < kiri maka fac x = negatif (-)
3. matrix atas  > bawah maka fac y = positif (+)
4. matrix atas  < bawah maka fac y = negatif (-)

namun jika

5. matrix kanan  = kiri atau matrix atas = bawah maka fac x / fac y = netral (=).

# PRINCIPAL COMPONENT ANALYSIS (FRAME RECTANGEL)

## Frame rectangel ( 9 variabel )

### KMO and Bartlletts test ( euryprosopic )

| | | |
|---|---|---|
| Kaiser-Meyer-Olkin Measure of Sampling Adequacy. | | ,583 |
| Bartlett's Test of Sphericity | Approx. Chi-Square | 91,747 |
| | df | 36 |
| | Sig. | ,000 |

### KMO and Bartlletts test ( mesoprosopic )

| | | |
|---|---|---|
| Kaiser-Meyer-Olkin Measure of Sampling Adequacy. | | ,612 |
| Bartlett's Test of Sphericity | Approx. Chi-Square | 98,326 |
| | df | 36 |
| | Sig. | ,000 |

### KMO and Bartlletts test ( leptoprosopic )

| | | |
|---|---|---|
| Kaiser-Meyer-Olkin Measure of Sampling Adequacy. | | ,692 |
| Bartlett's Test of Sphericity | Approx. Chi-Square | 89,113 |
| | df | 36 |
| | Sig. | ,000 |

### factor rotation ( euryprosopic )

Rotated Component Matrix[a]

| | Component | | |
|---|---|---|---|
| | 1 | 2 | 3 |
| canggung_nyaman | ,010 | ,846 | ,186 |
| bodoh_pintar | ,676 | ,283 | -,010 |
| kasual_formal | ,514 | -,447 | -,196 |
| bohong_jujur | ,565 | -,016 | ,500 |
| rumit_sederhana | -,111 | ,715 | -,121 |
| kasar_halus | -,203 | -,148 | ,741 |
| egois_peduli | ,040 | ,258 | ,782 |
| lembut_tegas | ,732 | -,147 | -,258 |
| lamban_cekatan | ,649 | -,259 | ,088 |

### factor rotation ( mesoprosopic )

Rotated Component Matrix[a]

| | Component | | |
|---|---|---|---|
| | 1 | 2 | 3 |
| canggung_nyaman | ,144 | ,025 | ,745 |
| bodoh_pintar | ,593 | ,013 | -,129 |
| kasual_formal | ,514 | -,092 | -,554 |
| bohong_jujur | ,108 | ,717 | -,271 |
| rumit_sederhana | ,111 | ,623 | ,334 |
| kasar_halus | -,568 | ,555 | -,173 |
| egois_peduli | -,255 | ,794 | ,169 |
| lembut_tegas | ,671 | -,257 | ,355 |
| lamban_cekatan | ,801 | ,108 | ,083 |

### factor rotation ( leptoprosopic )

Rotated Component Matrix[a]

| | Component | | |
|---|---|---|---|
| | 1 | 2 | 3 |
| canggung_nyaman | ,328 | -,041 | ,671 |
| bodoh_pintar | ,036 | ,752 | -,021 |
| kasual_formal | ,296 | ,129 | -,728 |
| bohong_jujur | ,618 | ,127 | -,151 |
| rumit_sederhana | ,604 | ,260 | ,411 |
| kasar_halus | ,678 | -,246 | -,040 |
| egois_peduli | ,787 | -,205 | ,183 |
| lembut_tegas | -,524 | ,591 | -,127 |
| lamban_cekatan | -,048 | ,765 | -,056 |

### Total variance explained ( euryprosopic )

| Component | Initial Eigenvalues | | | Extraction Sums of Squared Loadings | | | Rotation Sums of Squared Loadings | | |
|---|---|---|---|---|---|---|---|---|---|
| | Total | % of Variance | Cumulative % | Total | % of Variance | Cumulative % | Total | % of Variance | Cumulative % |
| 1 | 2,316 | 25,730 | 25,730 | 2,316 | 25,730 | 25,730 | 2,054 | 22,817 | 22,817 |
| 2 | 1,681 | 18,678 | 44,408 | 1,681 | 18,678 | 44,408 | 1,684 | 18,714 | 41,531 |
| 3 | 1,315 | 14,607 | 59,015 | 1,315 | 14,607 | 59,015 | 1,574 | 17,484 | 59,015 |
| 4 | ,983 | 10,921 | 69,937 | | | | | | |
| 5 | ,789 | 8,768 | 78,705 | | | | | | |
| 6 | ,636 | 7,067 | 85,771 | | | | | | |
| 7 | ,502 | 5,575 | 91,347 | | | | | | |
| 8 | ,434 | 4,823 | 96,170 | | | | | | |
| 9 | ,345 | 3,830 | 100,000 | | | | | | |

| factor 1 | factor 2 | factor 3 |
|---|---|---|
| pintar | nyaman | halus |
| formal | sederhana | peduli |
| jujur | | |
| tegas | | |
| cekatan | | |

Pada tabel total varience explained (euryprosopic) , terdapat **3 faktor** yang terbentuk dengan total persentase yang dapat menjelaskan variasi sebesar **59,0 %.**

1. **score fac 1 : 2.316 - 25,7 % variasi**
2. **score fac 2 : 1.681 - 18,7 % variasi**
3. **score fac 3 : 1.315 - 14,6 % variasi**

**kompetensi** **empati** **aktifiti**

### Total variance explained ( mesoprosopic )

| Component | Initial Eigenvalues | | | Extraction Sums of Squared Loadings | | | Rotation Sums of Squared Loadings | | |
|---|---|---|---|---|---|---|---|---|---|
| | Total | % of Variance | Cumulative % | Total | % of Variance | Cumulative % | Total | % of Variance | Cumulative % |
| 1 | 2,542 | 28,245 | 28,245 | 2,542 | 28,245 | 28,245 | 2,140 | 23,774 | 23,774 |
| 2 | 1,563 | 17,369 | 45,614 | 1,563 | 17,369 | 45,614 | 1,930 | 21,440 | 45,214 |
| 3 | 1,219 | 13,540 | 59,154 | 1,219 | 13,540 | 59,154 | 1,255 | 13,941 | 59,154 |
| 4 | ,983 | 10,920 | 70,074 | | | | | | |
| 5 | ,758 | 8,427 | 78,502 | | | | | | |
| 6 | ,683 | 7,585 | 86,087 | | | | | | |
| 7 | ,494 | 5,486 | 91,573 | | | | | | |
| 8 | ,454 | 5,039 | 96,612 | | | | | | |
| 9 | ,305 | 3,388 | 100,000 | | | | | | |

| factor 1 | factor 2 | factor 3 |
|---|---|---|
| pintar | jujur | nyaman |
| halus | sederhana | formal |
| tegas | peduli | |
| cekatan | | |

Pada tabel total varience explained (mesoprosopic) , terdapat **3 faktor** yang terbentuk dengan total persentase yang dapat menjelaskan variasi sebesar **59,2 %.**

1. **score fac 1 : 2.542 - 28,2 % variasi**
2. **score fac 2 : 1.563 - 17,4 % variasi**
3. **score fac 3 : 1.219 - 13,5 % variasi**

**kompetensi** **empati** **aktifiti**

### Total variance explained ( leptoprosopic )

| Component | Initial Eigenvalues | | | Extraction Sums of Squared Loadings | | | Rotation Sums of Squared Loadings | | |
|---|---|---|---|---|---|---|---|---|---|
| | Total | % of Variance | Cumulative % | Total | % of Variance | Cumulative % | Total | % of Variance | Cumulative % |
| 1 | 2,603 | 28,923 | 28,923 | 2,603 | 28,923 | 28,923 | 2,298 | 25,536 | 25,536 |
| 2 | 1,514 | 16,827 | 45,750 | 1,514 | 16,827 | 45,750 | 1,705 | 18,943 | 44,479 |
| 3 | 1,112 | 12,359 | 58,109 | 1,112 | 12,359 | 58,109 | 1,227 | 13,631 | 58,109 |
| 4 | ,931 | 10,345 | 68,454 | | | | | | |
| 5 | ,798 | 8,867 | 77,321 | | | | | | |
| 6 | ,674 | 7,494 | 84,815 | | | | | | |
| 7 | ,556 | 6,176 | 90,991 | | | | | | |
| 8 | ,445 | 4,945 | 95,936 | | | | | | |
| 9 | ,366 | 4,064 | 100,000 | | | | | | |

| factor 1 | factor 2 | factor 3 |
|---|---|---|
| jujur | pintar | nyaman |
| sederhana | cekatan | formal |
| halus | | |
| peduli | | |
| tegas | | |

Pada tabel total varience explained (leptoprosopic) , terdapat **3 faktor** yang terbentuk dengan total persentase yang dapat menjelaskan variasi sebesar **58,1 %.**

1. **score fac 1 : 2.603 - 28,9 % variasi**
2. **score fac 2 : 1.514 - 16,8 % variasi**
3. **score fac 3 : 1.112 - 12,3 % variasi**

**kompetensi** **empati** **aktifiti**

# REGRESSION SCORE (FRAME RECTANGEL-EURYPROSOPIC)

| nama | gender | tipe wajah | var 1 | var 2 | var 3 | var 4 | var 5 | var 6 | var 7 | var 8 | var 9 | fac 1 | fac 2 | fac 3 |
|---|---|---|---|---|---|---|---|---|---|---|---|---|---|---|
| Dale | 1 | 1 | 1 | 5 | 6 | 2 | 2 | 5 | 3 | 3 | 3 | -1,19112 | -1,46129 | -0,6021 |
| Tito | 1 | 1 | 2 | 7 | 7 | 6 | 2 | 2 | 3 | 7 | 7 | 2,24634 | -0,77226 | -0,88525 |
| Nanda | 2 | 1 | 4 | 2 | 7 | 4 | 3 | 6 | 3 | 6 | 3 | -0,70037 | -1,15597 | -0,00403 |
| Wildan | 1 | 1 | 4 | 4 | 6 | 3 | 6 | 5 | 2 | 6 | 7 | 0,32712 | -0,06808 | -0,99551 |
| Lucky | 1 | 1 | 4 | 6 | 6 | 4 | 4 | 4 | 3 | 6 | 6 | 0,97861 | 0,00311 | -0,71231 |
| Farhan | 1 | 1 | 3 | 3 | 5 | 3 | 2 | 2 | 2 | 6 | 5 | -0,25307 | -0,94292 | -1,78616 |
| Cany | 2 | 1 | 7 | 6 | 7 | 5 | 5 | 4 | 5 | 7 | 5 | 1,55596 | 1,13965 | -0,0576 |
| Esti | 2 | 1 | 1 | 7 | 7 | 4 | 1 | 4 | 1 | 1 | 1 | -0,91051 | -1,34306 | -0,97837 |
| Karin | 2 | 1 | 2 | 7 | 7 | 2 | 1 | 4 | 2 | 7 | 7 | 1,13808 | -1,37412 | -1,41169 |
| Denisa | 2 | 1 | 3 | 6 | 2 | 3 | 6 | 2 | 2 | 6 | 6 | 0,44459 | 0,91314 | -2,03664 |
| Pahlevi | 1 | 1 | 2 | 6 | 5 | 2 | 2 | 5 | 6 | 4 | 2 | -0,86553 | -0,67736 | 0,21094 |
| Adit | 1 | 1 | 2 | 4 | 5 | 4 | 5 | 3 | 4 | 5 | 5 | -0,02042 | -0,24713 | -0,76891 |
| Rizkia | 2 | 1 | 2 | 5 | 1 | 6 | 1 | 5 | 5 | 6 | 6 | 0,48261 | -1,00826 | 1,24026 |
| Mega | 2 | 1 | 2 | 5 | 6 | 4 | 4 | 3 | 3 | 6 | 5 | 0,51956 | -0,4957 | -1,14347 |
| Risthie | 2 | 1 | 3 | 6 | 7 | 4 | 7 | 4 | 2 | 6 | 4 | 0,66622 | 0,51875 | -1,45319 |
| Romana | 2 | 1 | 2 | 5 | 7 | 4 | 5 | 2 | 3 | 5 | 4 | 0,31904 | -0,1349 | -1,59656 |
| Zanira | 2 | 1 | 1 | 5 | 7 | 4 | 1 | 5 | 5 | 6 | 7 | 0,80886 | -1,95937 | 0,50838 |
| Eka | 2 | 1 | 2 | 6 | 7 | 7 | 3 | 4 | 7 | 6 | 7 | 1,95993 | -0,72949 | 1,35285 |
| Andra | 2 | 1 | 3 | 5 | 6 | 5 | 1 | 6 | 5 | 7 | 7 | 1,15437 | -1,4618 | 1,1171 |
| Sarah | 2 | 1 | 1 | 5 | 5 | 6 | 2 | 6 | 6 | 5 | 6 | 0,59992 | -1,50208 | 1,72879 |
| Docko | 1 | 2 | 5 | 6 | 6 | 6 | 5 | 3 | 3 | 4 | 2 | 0,39167 | 0,91752 | -0,65194 |
| Suwi | 2 | 2 | 3 | 4 | 4 | 2 | 2 | 1 | 6 | 5 | 7 | 0,04496 | -0,43304 | -0,96398 |
| Fikri | 1 | 2 | 5 | 6 | 6 | 4 | 4 | 6 | 6 | 2 | 3 | -0,47415 | 0,33121 | 1,16737 |
| Tomi | 1 | 2 | 7 | 7 | 6 | 7 | 2 | 3 | 2 | 6 | 7 | 2,27315 | 0,44134 | -0,33933 |
| Aditya | 1 | 2 | 3 | 3 | 2 | 4 | 5 | 6 | 4 | 3 | 4 | -1,42423 | -0,20755 | 0,61891 |
| Sherin | 2 | 2 | 5 | 6 | 3 | 5 | 4 | 3 | 5 | 6 | 3 | 0,51959 | 1,02145 | -0,21682 |
| Ari | 1 | 2 | 3 | 2 | 4 | 4 | 6 | 5 | 5 | 4 | 2 | -1,50328 | 0,00687 | 0,21623 |
| Ijul | 1 | 2 | 1 | 3 | 1 | 2 | 4 | 2 | 3 | 2 | 6 | -1,61991 | -0,54317 | -1,36673 |
| Yusuf | 1 | 2 | 6 | 4 | 4 | 4 | 5 | 3 | 6 | 5 | 5 | 0,12859 | 1,01839 | -0,03607 |
| Tirta | 1 | 2 | 5 | 5 | 3 | 4 | 4 | 4 | 4 | 4 | 4 | -0,32631 | 0,57426 | -0,15839 |
| Berlin | 2 | 2 | 7 | 7 | 5 | 3 | 5 | 4 | 5 | 4 | 5 | 0,50896 | 1,50459 | -0,23674 |
| Yeremia | 1 | 2 | 4 | 5 | 5 | 4 | 5 | 4 | 4 | 4 | 5 | 0,03578 | 0,30989 | -0,29737 |
| Beni | 1 | 2 | 6 | 2 | 2 | 3 | 2 | 4 | 3 | 3 | 3 | -1,84743 | -0,12769 | -0,37492 |
| Samuel | 1 | 2 | 7 | 5 | 5 | 4 | 6 | 4 | 4 | 2 | 3 | -0,61392 | 1,48173 | -0,24766 |
| Jason | 1 | 2 | 7 | 5 | 1 | 2 | 2 | 5 | 6 | 3 | 3 | -1,3383 | 0,80106 | 0,6416 |
| Dinan | 2 | 2 | 4 | 6 | 4 | 4 | 4 | 5 | 4 | 4 | 5 | 0,09419 | 0,18354 | 0,17313 |
| Meylani | 2 | 2 | 3 | 3 | 3 | 5 | 4 | 6 | 6 | 2 | 4 | -1,25966 | -0,47317 | 1,63234 |
| Mayang | 2 | 2 | 5 | 5 | 2 | 4 | 4 | 4 | 4 | 4 | 4 | -0,43222 | 0,67828 | -0,11712 |
| Smitha | 2 | 2 | 2 | 7 | 6 | 5 | 3 | 6 | 4 | 6 | 6 | 1,21685 | -0,83018 | 0,60629 |
| Octavia | 2 | 2 | 3 | 7 | 7 | 5 | 3 | 3 | 6 | 7 | 7 | 2,09068 | -0,20633 | 0,06953 |
| Amal | 1 | 3 | 7 | 6 | 1 | 4 | 6 | 2 | 7 | 6 | 5 | 0,72413 | 2,41467 | -0,17699 |
| Dema | 1 | 3 | 5 | 4 | 3 | 4 | 4 | 3 | 4 | 5 | 4 | -0,28618 | 0,54091 | -0,59103 |
| Adrian | 1 | 3 | 6 | 4 | 2 | 4 | 5 | 5 | 5 | 3 | 4 | -0,90299 | 0,94797 | 0,59839 |
| Sasqia | 2 | 3 | 5 | 5 | 5 | 2 | 2 | 4 | 5 | 5 | 2 | -0,71207 | 0,01773 | -0,47022 |
| Anne | 2 | 3 | 6 | 5 | 3 | 5 | 6 | 5 | 5 | 6 | 5 | 0,53409 | 1,24468 | 0,4772 |
| Ganjar | 1 | 3 | 6 | 6 | 5 | 6 | 6 | 6 | 5 | 2 | 5 | 0,2817 | 1,05175 | 1,36452 |
| Ridho | 1 | 3 | 6 | 6 | 1 | 4 | 2 | 6 | 7 | 6 | 4 | 0,10338 | 0,59078 | 1,55997 |
| Priskila | 2 | 3 | 2 | 3 | 3 | 6 | 2 | 5 | 6 | 2 | 5 | -0,83528 | -1,20218 | 1,74011 |
| Melati | 2 | 3 | 7 | 5 | 1 | 3 | 7 | 7 | 7 | 2 | 4 | -1,22427 | 1,86411 | 1,63075 |
| Bekti | 1 | 3 | 2 | 3 | 3 | 4 | 5 | 5 | 4 | 2 | 5 | -1,31077 | -0,50732 | 0,34074 |
| Cica | 2 | 3 | 6 | 5 | 2 | 4 | 4 | 4 | 4 | 4 | 5 | -0,19721 | 0,87571 | -0,0452 |
| Edwina | 2 | 3 | 2 | 6 | 2 | 3 | 6 | 5 | 2 | 6 | 3 | -0,41874 | 0,43444 | -1,12517 |
| Lian | 1 | 3 | 6 | 6 | 2 | 4 | 6 | 5 | 7 | 3 | 6 | 0,06609 | 1,55572 | 1,18165 |
| Derry | 1 | 3 | 2 | 3 | 3 | 4 | 4 | 4 | 4 | 5 | 6 | -0,40258 | -0,68635 | -0,1587 |
| Pandega | 1 | 3 | 3 | 3 | 3 | 3 | 3 | 3 | 3 | 3 | 3 | -1,5288 | -0,43436 | -0,94976 |
| Calvin | 1 | 3 | 7 | 7 | 4 | 6 | 4 | 6 | 6 | 5 | 4 | 0,9539 | 1,1941 | 1,55698 |
| Rizal | 1 | 3 | 4 | 5 | 3 | 5 | 3 | 4 | 5 | 3 | 3 | -0,5338 | 0,15815 | 0,51752 |
| Dwita | 2 | 3 | 4 | 3 | 5 | 2 | 4 | 5 | 2 | 6 | 3 | -1,03405 | -0,42288 | -1,22085 |
| Vina | 2 | 3 | 1 | 5 | 5 | 5 | 3 | 5 | 3 | 6 | 7 | 0,78184 | -1,32527 | 0,0569 |
| Adinda | 2 | 3 | 2 | 3 | 7 | 5 | 2 | 7 | 6 | 5 | 7 | 0,21642 | -2,00224 | 1,86828 |

| pria | | | wanita | | |
|---|---|---|---|---|---|
| fac 1 | fac 2 | face 3 | fac 1 | fac 2 | face 3 |
| -1,19112 | -1,46129 | -0,6021 | -0,70037 | -1,15597 | -0,00403 |
| 2,24634 | -0,77226 | -0,88525 | 1,55596 | 1,13965 | -0,0576 |
| 0,32712 | -0,06808 | -0,99551 | -0,91051 | -1,34306 | -0,97837 |
| 0,97861 | 0,00311 | -0,71231 | 1,13808 | -1,37412 | -1,41169 |
| -0,25307 | -0,94292 | -1,78616 | 0,44459 | 0,91314 | -2,03664 |
| -0,86553 | -0,67736 | 0,21094 | 0,48261 | -1,00826 | 1,24026 |
| -0,02042 | -0,24713 | -0,76891 | 0,51956 | -0,4957 | -1,14347 |
| 0,39167 | 0,91752 | -0,65194 | 0,66622 | 0,51875 | -1,45319 |
| -0,47415 | 0,33121 | 1,16737 | 0,31904 | -0,1349 | -1,59656 |
| 2,27315 | 0,44134 | -0,33933 | 0,80886 | -1,95937 | 0,50838 |
| -1,42423 | -0,20755 | 0,61891 | 1,95993 | -0,72949 | 1,35285 |
| -1,50328 | 0,00687 | 0,21623 | 1,15437 | -1,4618 | 1,1171 |
| -1,61991 | -0,54317 | -1,36673 | 0,59992 | -1,50208 | 1,72879 |
| 0,12859 | 1,01839 | -0,03607 | 0,04496 | -0,43304 | -0,96398 |
| -0,32631 | 0,57426 | -0,15839 | 0,51959 | 1,02145 | -0,21682 |
| 0,03578 | 0,30989 | -0,29737 | 0,50896 | 1,50459 | -0,23674 |
| -1,84743 | -0,12769 | -0,37492 | 0,09419 | 0,18354 | 0,17313 |
| -0,61392 | 1,48173 | -0,24766 | -1,25966 | -0,47317 | 1,63234 |
| -1,3383 | 0,80106 | 0,6416 | -0,43222 | 0,67828 | -0,11712 |
| 0,72413 | 2,41467 | -0,17699 | 1,21685 | -0,83018 | 0,60629 |
| -0,28618 | 0,54091 | -0,59103 | 2,09068 | -0,20633 | 0,06953 |
| -0,90299 | 0,94797 | 0,59839 | -0,71207 | 0,01773 | -0,47022 |
| 0,2817 | 1,05175 | 1,36452 | 0,53409 | 1,24468 | 0,4772 |
| 0,10338 | 0,59078 | 1,55997 | -0,83528 | -1,20218 | 1,74011 |
| -1,31077 | -0,50732 | 0,34074 | -1,22427 | 1,86411 | 1,63075 |
| 0,06609 | 1,55572 | 1,18165 | -0,19721 | 0,87571 | -0,0452 |
| -0,40258 | -0,68635 | -0,1587 | -0,41874 | 0,43444 | -1,12517 |
| -1,5288 | -0,43436 | -0,94976 | -1,03405 | -0,42288 | -1,22085 |
| 0,9539 | 1,1941 | 1,55698 | 0,78184 | -1,32527 | 0,0569 |
| -0,5338 | 0,15815 | 0,51752 | 0,21642 | -2,00224 | 1,86828 |

| tipe wajah 1 | | | tipe wajah 2 | | | tipe wajah 3 | | |
|---|---|---|---|---|---|---|---|---|
| fac 1 | fac 2 | fac 3 | fac 1 | fac 2 | fac 3 | fac 1 | fac 2 | fac 3 |
| -1,19112 | -1,46129 | -0,6021 | 0,39167 | 0,91752 | -0,65194 | 0,72413 | 2,41467 | -0,17699 |
| 2,24634 | -0,77226 | -0,88525 | 0,04496 | -0,43304 | -0,96398 | -0,28618 | 0,54091 | -0,59103 |
| -0,70037 | -1,15597 | -0,00403 | -0,47415 | 0,33121 | 1,16737 | -0,90299 | 0,94797 | 0,59839 |
| 0,32712 | -0,06808 | -0,99551 | 2,27315 | 0,44134 | -0,33933 | -0,71207 | 0,01773 | -0,47022 |
| 0,97861 | 0,00311 | -0,71231 | -1,42423 | -0,20755 | 0,61891 | 0,53409 | 1,24468 | 0,4772 |
| -0,25307 | -0,94292 | -1,78616 | 0,51959 | 1,02145 | -0,21682 | 0,2817 | 1,05175 | 1,36452 |
| 1,55596 | 1,13965 | -0,0576 | -1,50328 | 0,00687 | 0,21623 | 0,10338 | 0,59078 | 1,55997 |
| -0,91051 | -1,34306 | -0,97837 | -1,61991 | -0,54317 | -1,36673 | -0,83528 | -1,20218 | 1,74011 |
| 1,13808 | -1,37412 | -1,41169 | 0,12859 | 1,01839 | -0,03607 | -1,22427 | 1,86411 | 1,63075 |
| 0,44459 | 0,91314 | -2,03664 | -0,32631 | 0,57426 | -0,15839 | -1,31077 | -0,50732 | 0,34074 |
| -0,86553 | -0,67736 | 0,21094 | 0,50896 | 1,50459 | -0,23674 | -0,19721 | 0,87571 | -0,0452 |
| -0,02042 | -0,24713 | -0,76891 | 0,03578 | 0,30989 | -0,29737 | -0,41874 | 0,43444 | -1,12517 |
| 0,48261 | -1,00826 | 1,24026 | -1,84743 | -0,12769 | -0,37492 | 0,06609 | 1,55572 | 1,18165 |
| 0,51956 | -0,4957 | -1,14347 | -0,61392 | 1,48173 | -0,24766 | -0,40258 | -0,68635 | -0,1587 |
| 0,66622 | 0,51875 | -1,45319 | -1,3383 | 0,80106 | 0,6416 | -1,5288 | -0,43436 | -0,94976 |
| 0,31904 | -0,1349 | -1,59656 | 0,09419 | 0,18354 | 0,17313 | 0,9539 | 1,1941 | 1,55698 |
| 0,80886 | -1,95937 | 0,50838 | -1,25966 | -0,47317 | 1,63234 | -0,5338 | 0,15815 | 0,51752 |
| 1,95993 | -0,72949 | 1,35285 | -0,43222 | 0,67828 | -0,11712 | -1,03405 | -0,42288 | -1,22085 |
| 1,15437 | -1,4618 | 1,1171 | 1,21685 | -0,83018 | 0,60629 | 0,78184 | -1,32527 | 0,0569 |
| 0,59992 | -1,50208 | 1,72879 | 2,09068 | -0,20633 | 0,06953 | 0,21642 | -2,00224 | 1,86828 |

## KETERANGAN

gender :
1 = pria : 30
2 = wanita : 30

tipe wajah :
1 = euryprosopic : 20
2 = mesoprosopic : 20
3 = leptoprosopic : 20

var 1 : canggung - nyaman
var 2 : bodoh - pintar
var 3 : kasual -formal
var 4 : bohong - rumit
var 5 : rumit -sederhana
var 6 : kasar - halus
var 7 : egois - peduli
var 8 : lembut - tegas
var 9 : lamban - cekatan

## 1.1 Plot matrix rectangel pada wajah euryprosopic berdasarkan gender responden

### plot 1 (x:fac1-kompetensi dan y:fac2-aktifiti)

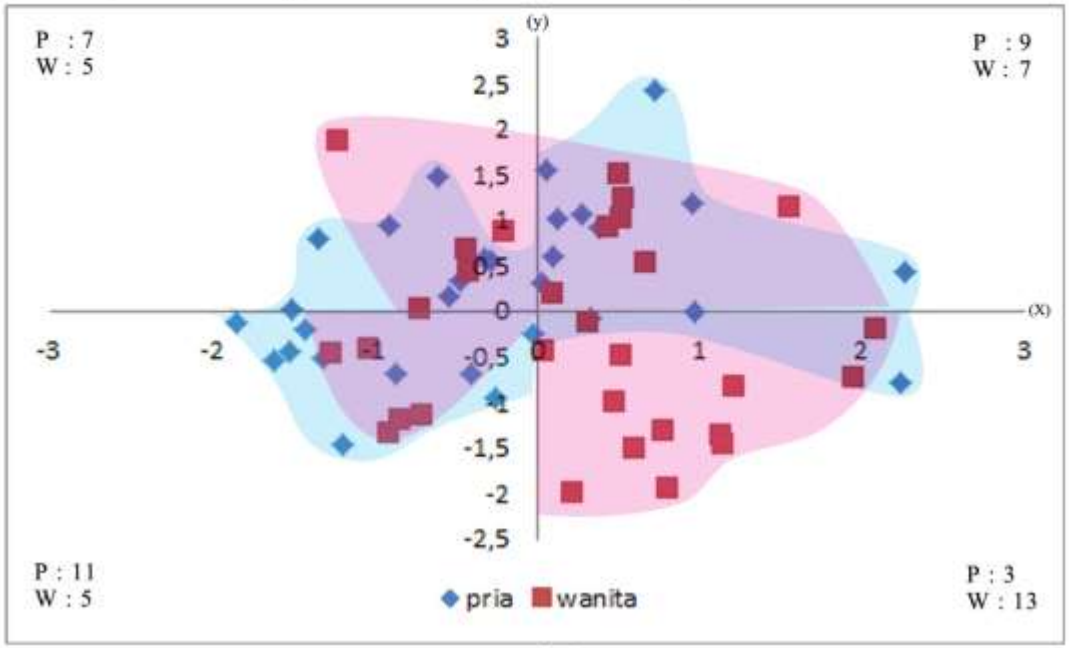


matrix 1

Persepsi wanita pada faktor kompetensi (plot 1 & 2) lebih dominan di wilayah positif sedangkan faktor empati (plot 2 & 3) dan faktor aktifiti (plot 1 & 3) lebih dominan di wilayah negatif.

Persepsi pria pada faktor kompetensi (plot 1 & 2), dan empati (plot 2 & 3) lebih dominan di wilayah negatif sedangkan faktor aktifiti (plot 1 & 3) lebih dominan di wilayah positif.

Hasil plot matrix

| gender | kompetensi | empati | aktifiti |
|---|---|---|---|
| pria | - | - | + |
| wanita | + | - | - |

Kedua gender menunjukan persepsi yang kurang ideal pada kacamata rectangel di tipe wajah euryprosopic.

### plot 2 (x:fac1-kompetensi dan y:fac 3-empati)

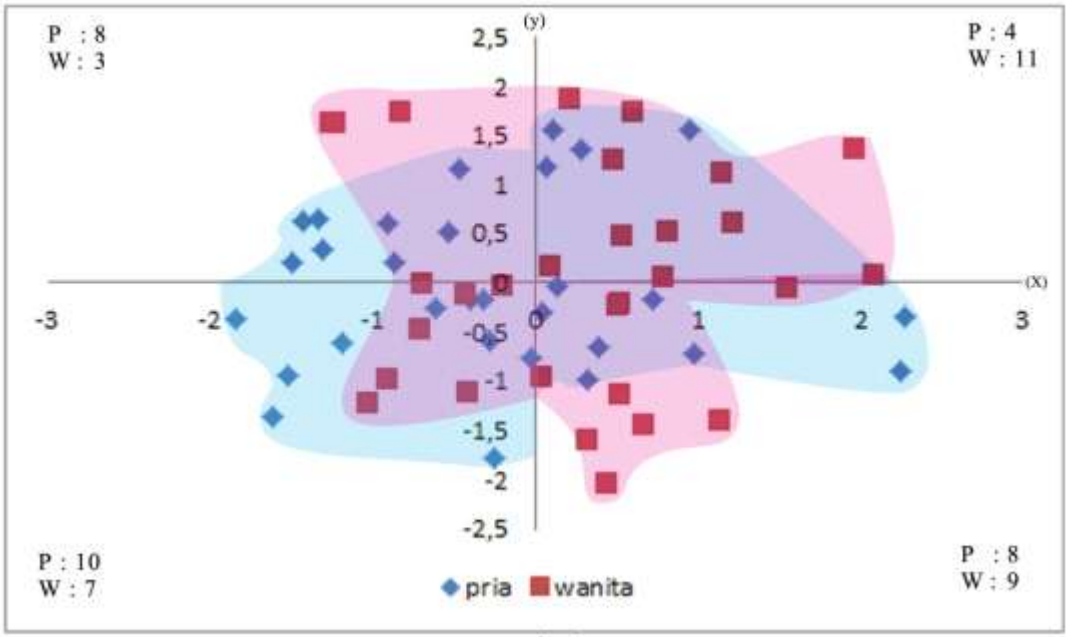


matrix 2

### plot 3 (x:fac2-aktifiti dan y:fac 3-empati)

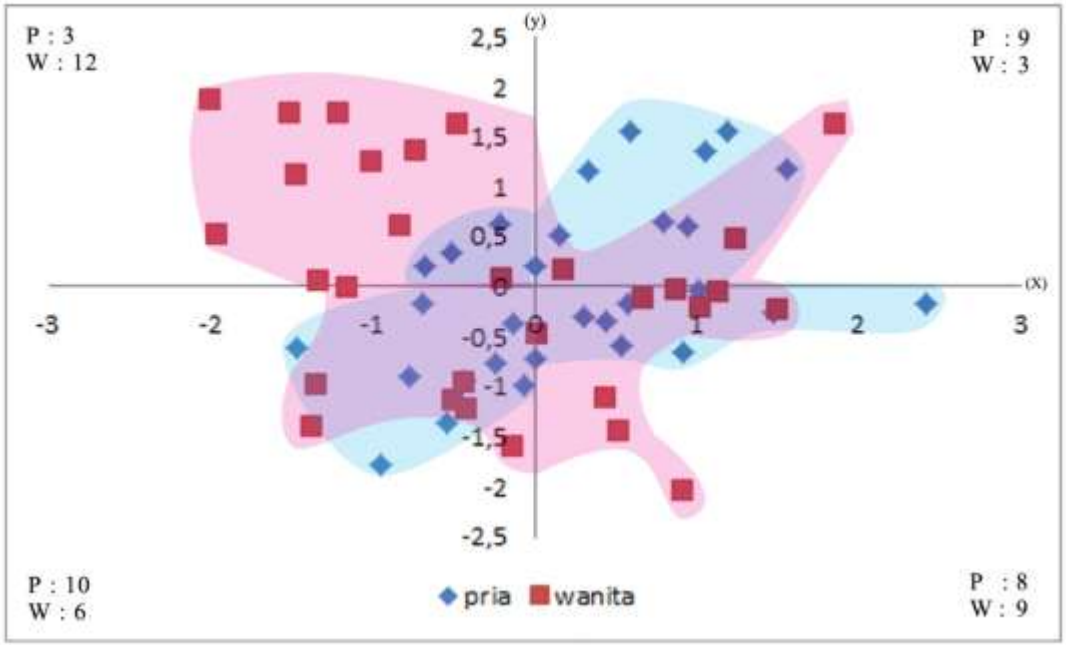


matrix 3

## 1.2 Plot matrix rectangel pada wajah euryprosopic berdasarkan tipe wajah responden

### plot 1 (x:fac1-kompetensi dan y:fac2-aktifiti)

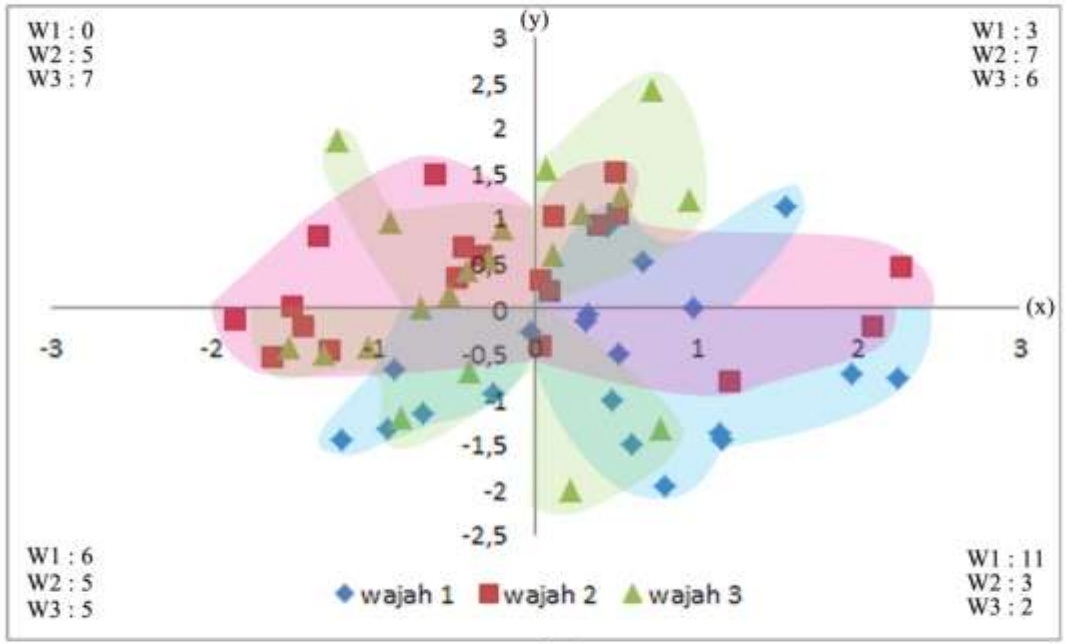


matrix 1

Persepsi responden W1 pada faktor kompetensi (plot 1 & 2) dominan di wilayah positif, sedangkan faktor empati (plot 2 & 3) dan aktifiti (plot 1 & 3) dominan di wilayah negatif.

Persepsi responden W2 pada faktor kompetensi (plot 1 & 2) berada di wilayah netral, faktor empati (plot 2 & 3) dominan diwilayah negatif dan faktor aktifiti (plot 1 & 3) dominan di wilayah positif.

Persepsi responden W3 pada faktor kompetensi (plot 1 & 2) dominan di wilayah negatif, sedangkan faktor empati (plot 2 & 3) dan aktifiti (plot 1 & 3) dominan di wilayah positif.

Hasil plot matrix

| tipe wajah | kompetensi | empati | aktifiti |
|---|---|---|---|
| euryprosopic (W1) | + | - | - |
| mesoprosopic (W2) | = | - | + |
| leptoprosopic (W3) | - | + | + |

Responden bertipe wajah leptoprosopic (W3) menunjukan persepsi ideal pada kacamata rectangel di tipe wajah euryprosopic.

### plot 2 (x:fac1-kompetensi dan y:fac 3-empati)

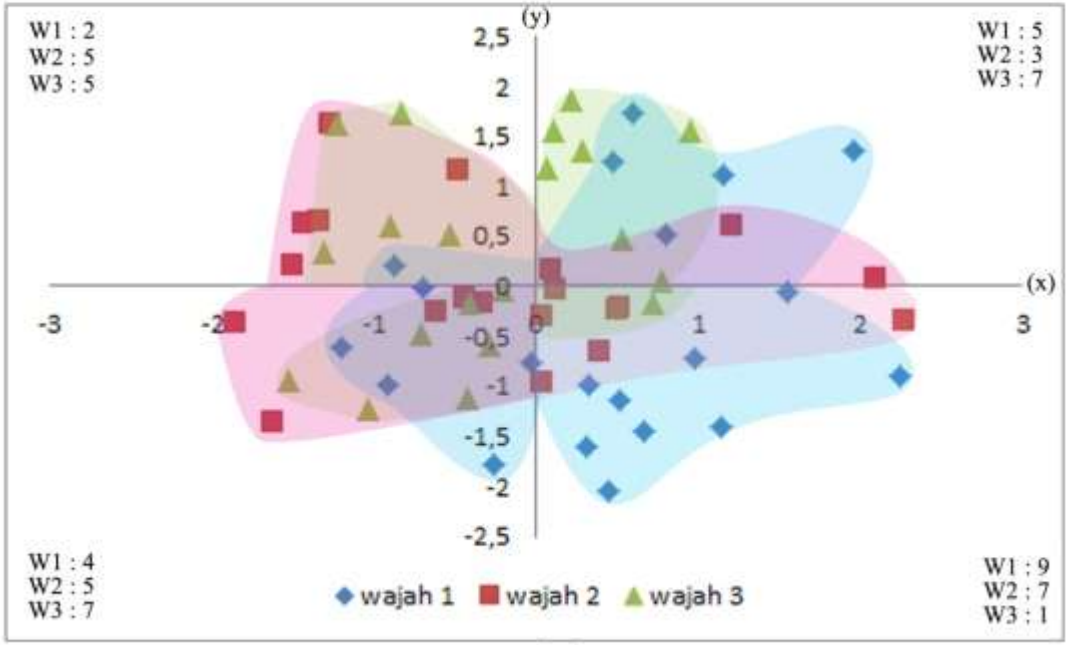


matrix 2

### plot 3 (x:fac2-aktifiti dan y:fac 3-empati)

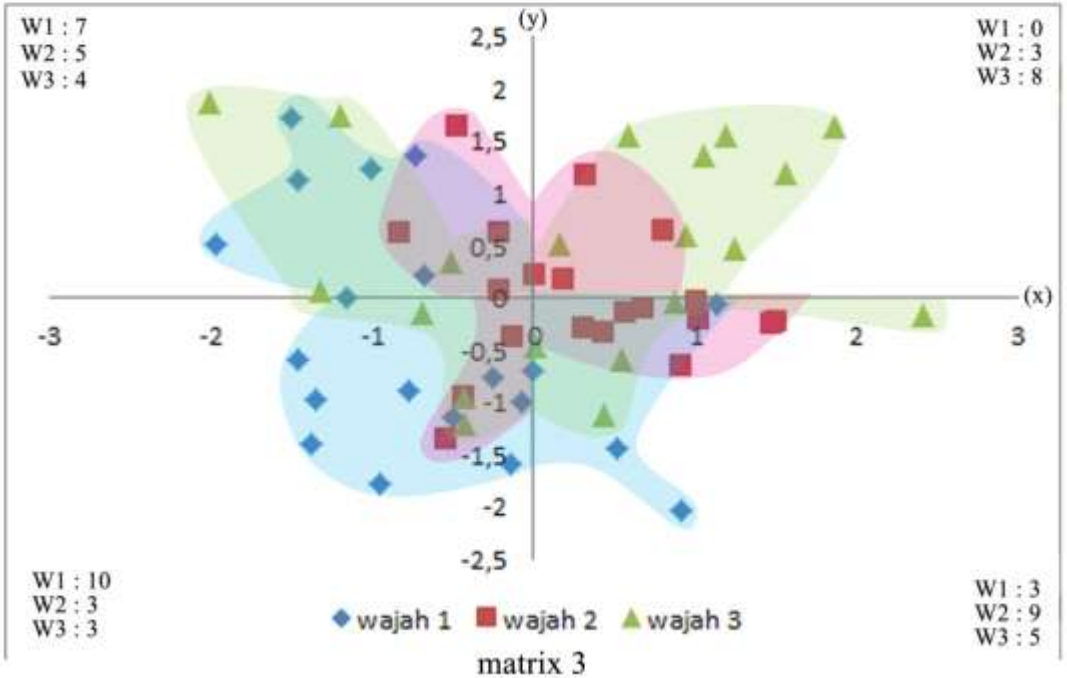


matrix 3

# REGRESSION SCORE (FRAME RECTANGEL-LEPTOPROSOPIC)

| nama | gender | tipe wajah | var 1 | var 2 | var 3 | var 4 | var 5 | var 6 | var 7 | var 8 | var 9 | fac 1 | fac2 | fac3 |
|---|---|---|---|---|---|---|---|---|---|---|---|---|---|---|
| Dale | 1 | 1 | 2 | 3 | 7 | 5 | 1 | 3 | 3 | 5 | 3 | -0,21843 | -1,24505 | -1,10155 |
| Tito | 1 | 1 | 1 | 7 | 7 | 7 | 1 | 1 | 1 | 7 | 7 | -0,54983 | 1,40481 | -1,50511 |
| Nanda | 2 | 1 | 2 | 7 | 7 | 4 | 4 | 3 | 4 | 4 | 5 | 0,51112 | 0,30545 | -0,4555 |
| Wildan | 1 | 1 | 7 | 2 | 7 | 7 | 7 | 6 | 2 | 4 | 2 | 1,46999 | -1,07358 | 0,97392 |
| Lucky | 1 | 1 | 2 | 2 | 6 | 6 | 6 | 4 | 5 | 6 | 4 | 0,85813 | -0,56659 | -0,12434 |
| Farhan | 1 | 1 | 6 | 7 | 7 | 6 | 6 | 2 | 5 | 3 | 6 | 1,48318 | 0,90281 | 1,11864 |
| Cany | 2 | 1 | 4 | 5 | 5 | 3 | 6 | 2 | 2 | 5 | 3 | -0,51223 | -0,24971 | 1,47514 |
| Esti | 2 | 1 | 2 | 3 | 7 | 4 | 1 | 4 | 1 | 2 | 2 | -0,33566 | -2,14596 | -1,12046 |
| Karin | 2 | 1 | 1 | 7 | 7 | 4 | 7 | 4 | 5 | 7 | 4 | 0,83819 | 0,86071 | -0,45959 |
| Denisa | 2 | 1 | 1 | 6 | 2 | 2 | 3 | 2 | 2 | 6 | 4 | -1,70424 | -0,18642 | 1,44437 |
| Pahlevi | 1 | 1 | 2 | 6 | 6 | 2 | 2 | 4 | 2 | 4 | 2 | -0,62926 | -1,09753 | -0,24049 |
| Adit | 1 | 1 | 2 | 4 | 5 | 5 | 3 | 3 | 2 | 6 | 6 | -0,47327 | 0,1092 | 0,04551 |
| Rizkia | 2 | 1 | 1 | 5 | 7 | 7 | 5 | 3 | 3 | 5 | 1 | 0,62985 | -0,66058 | -1,11307 |
| Mega | 2 | 1 | 2 | 3 | 5 | 4 | 3 | 3 | 3 | 5 | 4 | -0,45917 | -0,92492 | 0,16577 |
| Risthie | 2 | 1 | 1 | 3 | 6 | 4 | 7 | 5 | 6 | 4 | 2 | 1,13701 | -1,33638 | -0,14238 |
| Romana | 2 | 1 | 1 | 6 | 7 | 2 | 7 | 2 | 2 | 6 | 7 | -0,35658 | 1,17727 | -0,16111 |
| Zanira | 2 | 1 | 1 | 5 | 7 | 3 | 5 | 2 | 1 | 5 | 7 | -0,54258 | 0,60587 | -0,5968 |
| Andra | 2 | 1 | 3 | 6 | 6 | 2 | 6 | 1 | 2 | 6 | 5 | -0,77333 | 0,6651 | 0,90679 |
| Sarah | 2 | 1 | 3 | 7 | 5 | 2 | 5 | 1 | 3 | 7 | 6 | -0,87912 | 1,18252 | 1,25532 |
| Eka | 2 | 1 | 4 | 5 | 5 | 3 | 7 | 2 | 2 | 7 | 7 | -0,49815 | 1,22289 | 1,6307 |
| Docko | 1 | 2 | 2 | 3 | 6 | 5 | 6 | 6 | 6 | 3 | 7 | 1,68979 | -0,36424 | -0,0846 |
| Suwi | 2 | 2 | 1 | 4 | 7 | 4 | 1 | 2 | 3 | 4 | 1 | -0,53284 | -1,72722 | -1,25282 |
| Fikri | 1 | 2 | 1 | 1 | 7 | 6 | 1 | 2 | 2 | 6 | 6 | -0,57406 | -0,71129 | -1,54338 |
| Tomi | 1 | 2 | 1 | 1 | 2 | 2 | 2 | 7 | 1 | 6 | 7 | -1,29708 | -1,08443 | 0,82016 |
| Aditya | 1 | 2 | 6 | 6 | 6 | 6 | 4 | 6 | 6 | 7 | 6 | 1,50939 | 0,91542 | 0,96714 |
| Sherin | 2 | 2 | 1 | 6 | 4 | 5 | 1 | 2 | 2 | 7 | 6 | -1,10376 | 0,56796 | -0,03897 |
| Ari | 1 | 2 | 5 | 3 | 6 | 5 | 4 | 6 | 6 | 2 | 6 | 1,6756 | -0,91893 | 0,69626 |
| Ijul | 1 | 2 | 1 | 7 | 7 | 2 | 2 | 3 | 3 | 6 | 6 | -0,54884 | 0,54823 | -0,8845 |
| Yusuf | 1 | 2 | 3 | 7 | 7 | 6 | 1 | 2 | 3 | 6 | 5 | -0,01356 | 0,6172 | -0,70795 |
| Tirta | 1 | 2 | 3 | 4 | 2 | 4 | 4 | 4 | 4 | 4 | 4 | -0,22799 | -0,90338 | 1,9362 |
| Berlin | 2 | 2 | 2 | 3 | 5 | 5 | 3 | 2 | 1 | 6 | 4 | -0,95951 | -0,55479 | 0,06168 |
| Yeremia | 1 | 2 | 3 | 3 | 4 | 4 | 4 | 3 | 3 | 4 | 3 | -0,37019 | -1,25019 | 1,08871 |
| Beni | 1 | 2 | 1 | 6 | 6 | 4 | 6 | 7 | 2 | 4 | 7 | 0,85572 | 0,52414 | -0,47473 |
| Samuel | 1 | 2 | 6 | 5 | 3 | 4 | 6 | 3 | 3 | 5 | 4 | -0,13344 | -0,01157 | 2,89528 |
| Jason | 1 | 2 | 1 | 7 | 7 | 5 | 7 | 5 | 1 | 7 | 7 | 0,48478 | 1,71141 | -0,75777 |
| Dinan | 2 | 2 | 1 | 4 | 7 | 4 | 7 | 4 | 5 | 2 | 4 | 1,24283 | -0,86322 | -0,49324 |
| Meylani | 2 | 2 | 1 | 6 | 2 | 7 | 2 | 3 | 2 | 6 | 6 | -0,63053 | 0,51106 | 0,66366 |
| Mayang | 2 | 2 | 1 | 7 | 7 | 7 | 7 | 7 | 7 | 1 | 7 | 3,09641 | 0,45431 | -0,93515 |
| Octavia | 2 | 2 | 2 | 6 | 5 | 4 | 6 | 1 | 3 | 7 | 7 | -0,44497 | 1,39933 | 0,79756 |
| Smitha | 2 | 2 | 3 | 7 | 6 | 4 | 6 | 3 | 2 | 6 | 7 | 0,07036 | 1,44968 | 0,55079 |
| Amal | 1 | 3 | 1 | 6 | 7 | 4 | 2 | 6 | 1 | 7 | 7 | -0,16976 | 0,76686 | -1,42514 |
| Dema | 1 | 3 | 1 | 7 | 7 | 6 | 2 | 4 | 4 | 6 | 6 | 0,59584 | 0,77032 | -1,3936 |
| Adrian | 1 | 3 | 2 | 4 | 6 | 2 | 4 | 4 | 3 | 5 | 3 | -0,36943 | -0,97014 | 0,03342 |
| Sasqia | 2 | 3 | 2 | 7 | 7 | 4 | 6 | 4 | 2 | 7 | 7 | 0,2475 | 1,58905 | -0,31833 |
| Anne | 2 | 3 | 3 | 4 | 7 | 6 | 6 | 5 | 5 | 6 | 5 | 1,36645 | 0,20401 | -0,24254 |
| Ganjar | 1 | 3 | 6 | 6 | 6 | 6 | 6 | 6 | 6 | 2 | 3 | 2,2099 | -0,55304 | 1,24211 |
| Ridho | 1 | 3 | 3 | 6 | 6 | 4 | 5 | 1 | 1 | 7 | 5 | -0,82134 | 0,91972 | 0,50301 |
| Priskila | 2 | 3 | 2 | 1 | 7 | 2 | 1 | 4 | 3 | 6 | 6 | -0,73633 | -1,10908 | -0,8516 |
| Melati | 2 | 3 | 1 | 7 | 7 | 4 | 1 | 4 | 1 | 7 | 3 | -0,70938 | 0,04109 | -1,41587 |
| Bekti | 1 | 3 | 1 | 6 | 7 | 2 | 1 | 2 | 1 | 6 | 7 | -1,26833 | 0,52852 | -1,01789 |
| Cica | 2 | 3 | 2 | 3 | 6 | 4 | 6 | 4 | 4 | 4 | 4 | 0,54252 | -0,82239 | 0,10099 |
| Edwina | 2 | 3 | 3 | 3 | 6 | 1 | 2 | 2 | 2 | 4 | 2 | -1,27412 | -1,79242 | 0,33049 |
| Lian | 1 | 3 | 2 | 5 | 6 | 2 | 2 | 3 | 3 | 6 | 5 | -0,7861 | -0,20586 | -0,13793 |
| Derry | 1 | 3 | 3 | 6 | 2 | 6 | 6 | 4 | 4 | 4 | 6 | 0,54716 | 0,46811 | 2,02782 |
| Pandega | 1 | 3 | 2 | 3 | 7 | 6 | 6 | 6 | 4 | 6 | 2 | 1,15799 | -0,84743 | -0,74052 |
| Calvin | 1 | 3 | 3 | 7 | 7 | 1 | 1 | 1 | 1 | 7 | 7 | -1,60394 | 1,02457 | -0,10524 |
| Rizal | 1 | 3 | 1 | 2 | 6 | 4 | 4 | 2 | 1 | 7 | 7 | -0,99407 | 0,15339 | -0,47509 |
| Dwita | 2 | 3 | 2 | 4 | 5 | 2 | 2 | 3 | 4 | 3 | 2 | -0,54671 | -1,82974 | 0,30283 |
| Vina | 2 | 3 | 1 | 6 | 7 | 6 | 2 | 1 | 1 | 6 | 7 | -0,56157 | 0,99533 | -1,26553 |
| Adinda | 2 | 3 | 2 | 6 | 7 | 5 | 6 | 4 | 2 | 7 | 7 | 0,38999 | 1,4098 | -0,4515 |

| pria | | | wanita | | |
|---|---|---|---|---|---|
| fac 1 | fac2 | fac3 | fac 1 | fac2 | fac3 |
| -0,21843 | -1,24505 | -1,10155 | 0,51112 | 0,30545 | -0,4555 |
| -0,54983 | 1,40481 | -1,50511 | -0,51223 | -0,24971 | 1,47514 |
| 1,46999 | -1,07358 | 0,97392 | -0,33566 | -2,14596 | -1,12046 |
| 0,85813 | -0,56659 | -0,12434 | 0,83819 | 0,86071 | -0,45959 |
| 1,48318 | 0,90281 | 1,11864 | -1,70424 | -0,18642 | 1,44437 |
| -0,62926 | -1,09753 | -0,24049 | 0,62985 | -0,66058 | -1,11307 |
| -0,47327 | 0,1092 | 0,04551 | -0,45917 | -0,92492 | 0,16577 |
| 1,68979 | -0,36424 | -0,0846 | 1,13701 | -1,33638 | -0,14238 |
| -0,57406 | -0,71129 | -1,54338 | -0,35658 | 1,17727 | -0,16111 |
| -1,29708 | -1,08443 | 0,82016 | -0,54258 | 0,60587 | -0,5968 |
| 1,50939 | 0,91542 | 0,96714 | -0,77333 | 0,6651 | 0,90679 |
| 1,6756 | -0,91893 | 0,69626 | -0,87912 | 1,18252 | 1,25532 |
| -0,54884 | 0,54823 | -0,8845 | -0,49815 | 1,22289 | 1,6307 |
| -0,01356 | 0,6172 | -0,70795 | -0,53284 | -1,72722 | -1,25282 |
| -0,22799 | -0,90338 | 1,9362 | -1,10376 | 0,56796 | -0,03897 |
| -0,37019 | -1,25019 | 1,08871 | -0,95951 | -0,55479 | 0,06168 |
| 0,85572 | 0,52414 | -0,47473 | 1,24283 | -0,86322 | -0,49324 |
| -0,13344 | -0,01157 | 2,89528 | -0,63053 | 0,51106 | 0,66366 |
| 0,48478 | 1,71141 | -0,75777 | 3,09641 | 0,45431 | -0,93515 |
| -0,16976 | 0,76686 | -1,42514 | -0,44497 | 1,39933 | 0,79756 |
| 0,59584 | 0,77032 | -1,3936 | 0,07036 | 1,44968 | 0,55079 |
| -0,36943 | -0,97014 | 0,03342 | 0,2475 | 1,58905 | -0,31833 |
| 2,2099 | -0,55304 | 1,24211 | 1,36645 | 0,20401 | -0,24254 |
| -0,82134 | 0,91972 | 0,50301 | -0,73633 | -1,10908 | -0,8516 |
| -1,26833 | 0,52852 | -1,01789 | -0,70938 | 0,04109 | -1,41587 |
| -0,7861 | -0,20586 | -0,13793 | 0,54252 | -0,82239 | 0,10099 |
| 0,54716 | 0,46811 | 2,02782 | -1,27412 | -1,79242 | 0,33049 |
| 1,15799 | -0,84743 | -0,74052 | -0,54671 | -1,82974 | 0,30283 |
| -1,60394 | 1,02457 | -0,10524 | -0,56157 | 0,99533 | -1,26553 |
| -0,99407 | 0,15339 | -0,47509 | 0,38999 | 1,4098 | -0,4515 |

## KETERANGAN

gender :
1 = pria : 30
2 = wanita : 30

tipe wajah :
1 = euryprosopic : 20
2 = mesoprosopic : 20
3 = leptoprosopic : 20

var 1 : canggung - nyaman
var 2 : bodoh - pintar
var 3 : kasual -formal
var 4 : bohong - rumit
var 5 : rumit -sederhana
var 6 : kasar - halus
var 7 : egois - peduli
var 8 : lembut - tegas
var 9 : lamban - cekatan

| tipe wajah 1 | | | tipe wajah 2 | | | tipe wajah 3 | | |
|---|---|---|---|---|---|---|---|---|
| fac 1 | fac2 | fac3 | fac 1 | fac2 | fac3 | fac 1 | fac2 | fac3 |
| -0,21843 | -1,24505 | -1,10155 | 1,68979 | -0,36424 | -0,0846 | -0,16976 | 0,76686 | -1,42514 |
| -0,54983 | 1,40481 | -1,50511 | -0,53284 | -1,72722 | -1,25282 | 0,59584 | 0,77032 | -1,3936 |
| 0,51112 | 0,30545 | -0,4555 | -0,57406 | -0,71129 | -1,54338 | -0,36943 | -0,97014 | 0,03342 |
| 1,46999 | -1,07358 | 0,97392 | -1,29708 | -1,08443 | 0,82016 | 0,2475 | 1,58905 | -0,31833 |
| 0,85813 | -0,56659 | -0,12434 | 1,50939 | 0,91542 | 0,96714 | 1,36645 | 0,20401 | -0,24254 |
| 1,48318 | 0,90281 | 1,11864 | -1,10376 | 0,56796 | -0,03897 | 2,2099 | -0,55304 | 1,24211 |
| -0,51223 | -0,24971 | 1,47514 | 1,6756 | -0,91893 | 0,69626 | -0,82134 | 0,91972 | 0,50301 |
| -0,33566 | -2,14596 | -1,12046 | -0,54884 | 0,54823 | -0,8845 | -0,73633 | -1,10908 | -0,8516 |
| 0,83819 | 0,86071 | -0,45959 | -0,01356 | 0,6172 | -0,70795 | -0,70938 | 0,04109 | -1,41587 |
| -1,70424 | -0,18642 | 1,44437 | -0,22799 | -0,90338 | 1,9362 | -1,26833 | 0,52852 | -1,01789 |
| -0,62926 | -1,09753 | -0,24049 | -0,95951 | -0,55479 | 0,06168 | 0,54252 | -0,82239 | 0,10099 |
| -0,47327 | 0,1092 | 0,04551 | -0,37019 | -1,25019 | 1,08871 | -1,27412 | -1,79242 | 0,33049 |
| 0,62985 | -0,66058 | -1,11307 | 0,85572 | 0,52414 | -0,47473 | -0,7861 | -0,20586 | -0,13793 |
| -0,45917 | -0,92492 | 0,16577 | -0,13344 | -0,01157 | 2,89528 | 0,54716 | 0,46811 | 2,02782 |
| 1,13701 | -1,33638 | -0,14238 | 0,48478 | 1,71141 | -0,75777 | 1,15799 | -0,84743 | -0,74052 |
| -0,35658 | 1,17727 | -0,16111 | 1,24283 | -0,86322 | -0,49324 | -1,60394 | 1,02457 | -0,10524 |
| -0,54258 | 0,60587 | -0,5968 | -0,63053 | 0,51106 | 0,66366 | -0,99407 | 0,15339 | -0,47509 |
| -0,77333 | 0,6651 | 0,90679 | 3,09641 | 0,45431 | -0,93515 | -0,54671 | -1,82974 | 0,30283 |
| -0,87912 | 1,18252 | 1,25532 | -0,44497 | 1,39933 | 0,79756 | -0,56157 | 0,99533 | -1,26553 |
| -0,49815 | 1,22289 | 1,6307 | 0,07036 | 1,44968 | 0,55079 | 0,38999 | 1,4098 | -0,4515 |

## 1.3 Plot matrix rectangel pada wajah mesoprosopic berdasarkan gender responden

### plot 1 (x:fac1-kompetensi dan y:fac2-empati)

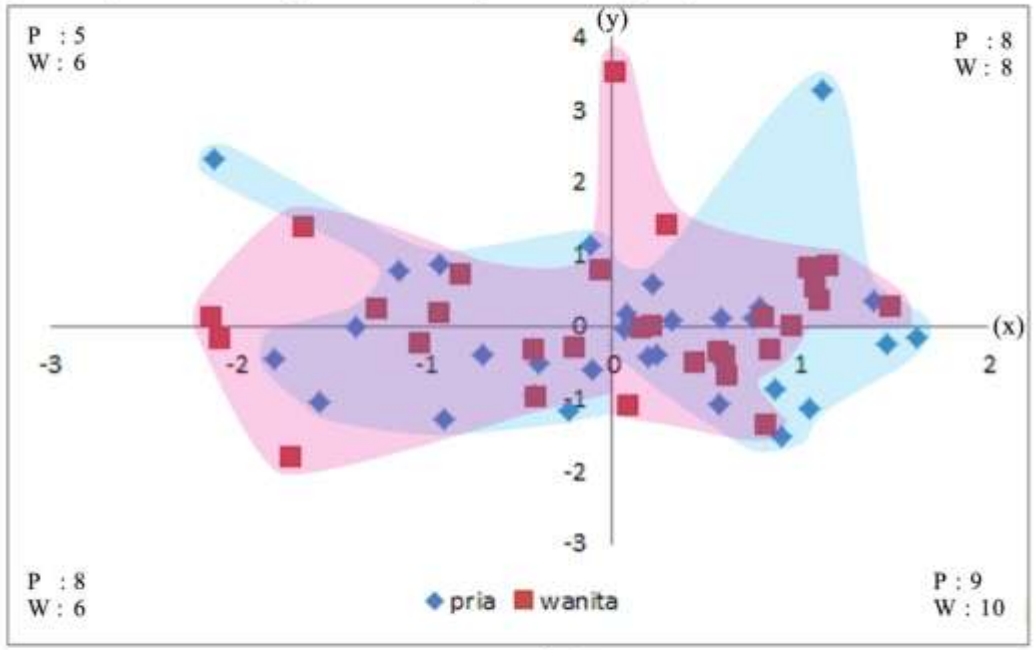


matrix 1

Persepsi wanita pada faktor kompetensi (plot 1 & 2) dan faktor aktifiti (plot 2 & 3) dominan di wilayah positif sedangkan faktor empati (plot 1 & 3) dominan di wilayah negatif.

Persepsi pria pada faktor kompetensi (plot 1 & 2) dominan diwilayah positif, sedangkan faktor empati (plot 1 & 3), dan aktifiti (plot 2 & 3) dominan di wilayah negatif.

Hasil plot matrix

| gender | kompetensi | empati | aktifiti |
|---|---|---|---|
| pria | + | - | - |
| wanita | + | - | + |

wanita menunjukan persepsi yang ideal pada kacamata rectangel di tipe wajah mesoprosopic.

### plot 2 (x:fac1-kompetensi dan y:fac 3-aktifiti)

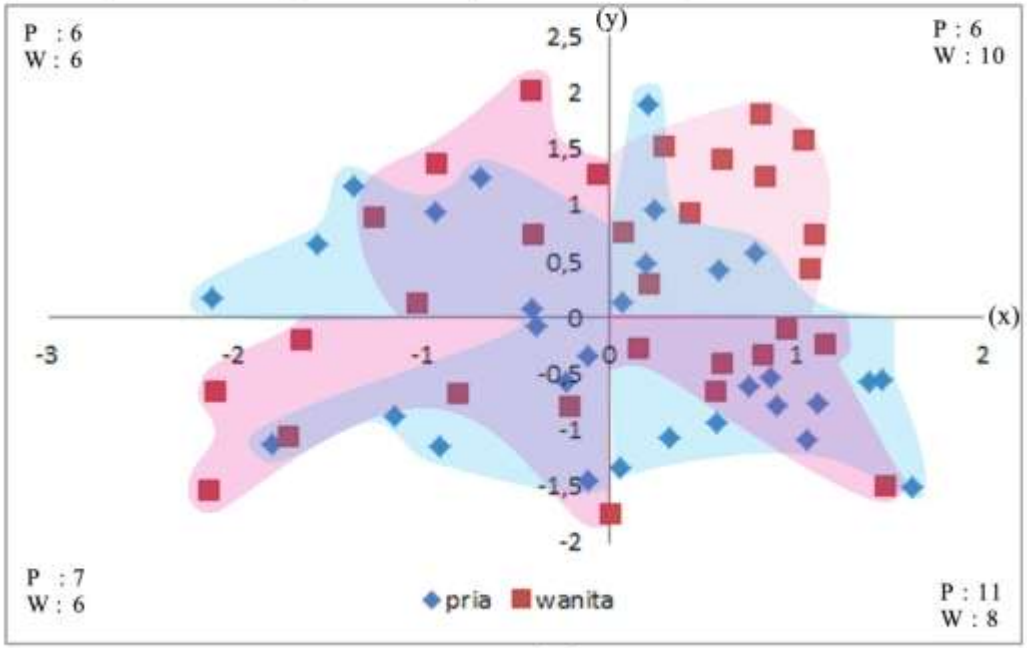


matrix 2

### plot 3 (x:fac2-empati dan y:fac 3-aktifiti)

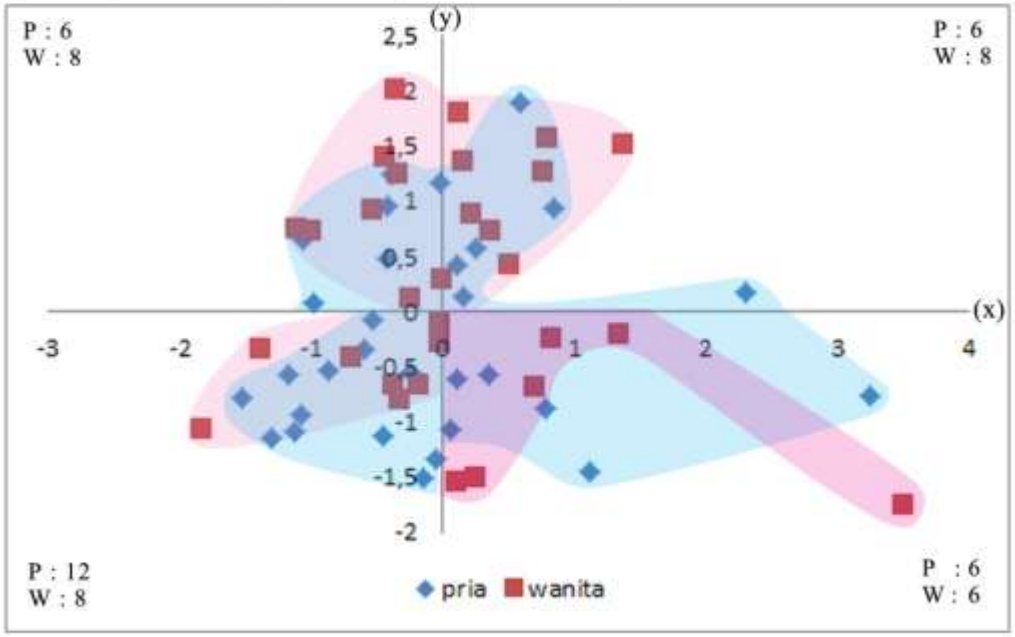


matrix 3

## 1.4 Plot matrix rectangel pada wajah mesoprosopic berdasarkan tipe wajah responden

plot 1 (x:fac1-kompetensi dan y:fac2-empati)

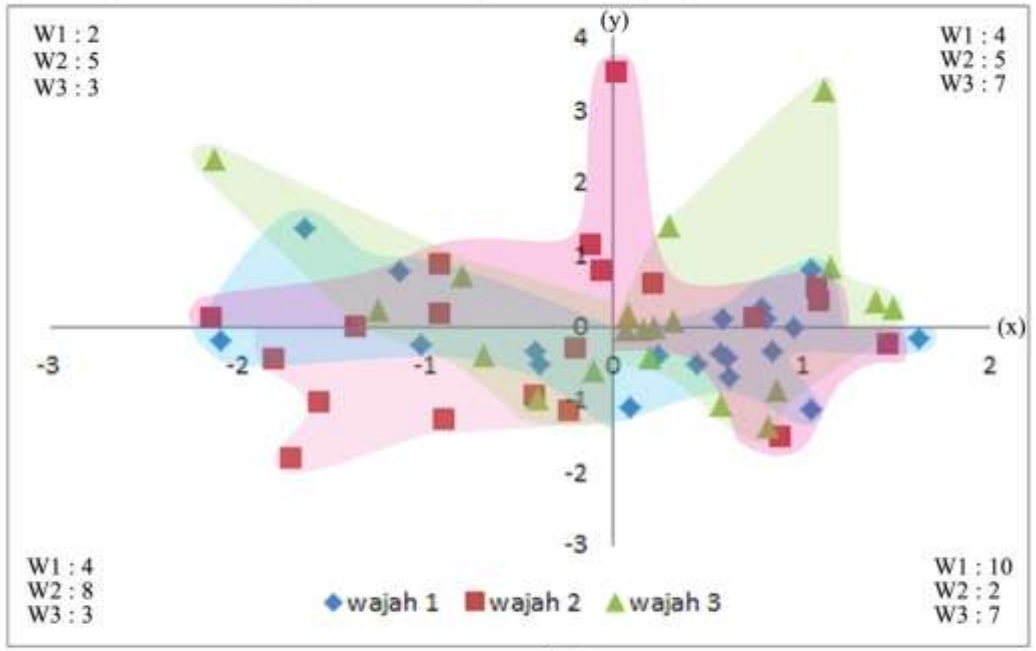


matrix 1

Persepsi responden W1 pada faktor kompetensi (plot 1 & 2) dominan di wilayah positif, sedangkan faktor empati (plot 1 & 3) dan faktor aktifiti (plot 2 & 3) dominan di wilayah negatif.

Persepsi responden W2 pada faktor kompetensi (plot 1 & 2), faktor empati (plot 1 & 3), dan aktifiti (plot 2 & 3) berada di wilayah negatif.

Persepsi responden W3 pada faktor kompetensi (plot 1 & 2) dan faktor empati (plot 1 & 3) dominan di wilayah positif, dan faktor aktifiti (plot 2 & 3) dominan di wilayah negatif.

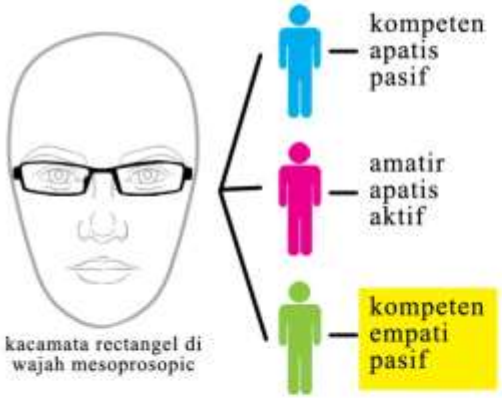


Hasil plot matrix

| tipe wajah | kompetensi | empati | aktifiti |
|---|---|---|---|
| euryprosopic (W1) | + | - | - |
| mesoprosopic (W2) | - | - | - |
| leptoprosopic (W3) | + | + | - |

Responden bertipe wajah leptoprosopic (W3) menunjukan persepsi ideal pada kacamata rectangel di tipe wajah mesoprosopic.

plot 2 (x:fac1-kompetensi dan y:fac 3-aktifiti)

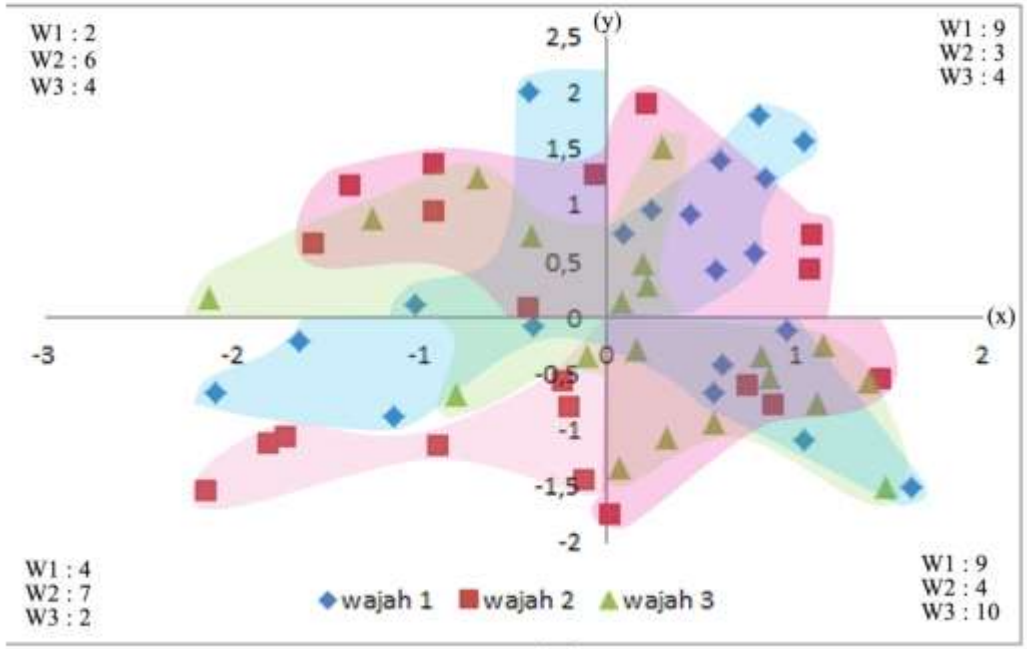


matrix 2

plot 3 (x:fac2-empati dan y:fac 3-aktifiti)

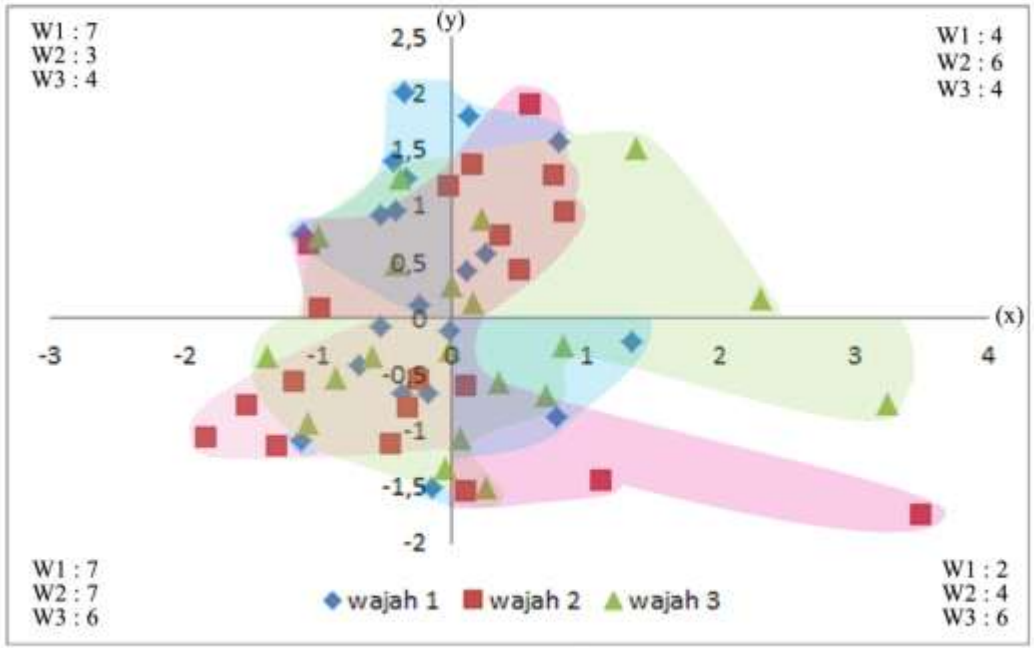


matrix 3

# REGRESSION SCORE (FRAME RECTANGEL-MESOPROSOPIC)

| nama | gender | tipe wajah | var 1 | var 2 | var 3 | var 4 | var 5 | var 6 | var 7 | var 8 | var 9 | fac1 | fac2 | fac3 |
|---|---|---|---|---|---|---|---|---|---|---|---|---|---|---|
| Dale | 1 | 1 | 1 | 2 | 7 | 5 | 3 | 5 | 5 | 5 | 4 | -1,14275 | 0,77917 | -0,8838 |
| Tito | 1 | 1 | 1 | 7 | 7 | 7 | 1 | 1 | 1 | 7 | 7 | 1,62322 | -0,14572 | -1,50718 |
| Nanda | 2 | 1 | 3 | 5 | 6 | 1 | 3 | 2 | 2 | 6 | 6 | 0,08276 | -1,10784 | 0,74563 |
| Wildan | 1 | 1 | 1 | 7 | 7 | 3 | 1 | 1 | 1 | 6 | 7 | 1,05054 | -1,12257 | -1,08082 |
| Lucky | 1 | 1 | 4 | 7 | 7 | 4 | 2 | 2 | 5 | 7 | 5 | 0,782 | 0,25555 | 0,56741 |
| Farhan | 1 | 1 | 5 | 6 | 6 | 3 | 2 | 4 | 2 | 6 | 6 | 0,23646 | -0,40821 | 0,95295 |
| Cany | 2 | 1 | 4 | 6 | 6 | 3 | 6 | 2 | 5 | 7 | 7 | 1,04575 | 0,79464 | 1,56983 |
| Esti | 2 | 1 | 2 | 6 | 4 | 4 | 1 | 4 | 4 | 2 | 1 | -2,09585 | -0,17955 | -0,67024 |
| Karin | 2 | 1 | 2 | 7 | 7 | 3 | 1 | 2 | 3 | 7 | 5 | 0,61285 | -0,6947 | -0,4269 |
| Denisa | 2 | 1 | 6 | 6 | 6 | 4 | 2 | 2 | 2 | 6 | 6 | 0,60565 | -0,43011 | 1,38761 |
| Pahlevi | 1 | 1 | 2 | 6 | 4 | 3 | 2 | 3 | 2 | 4 | 6 | -0,39372 | -0,52573 | -0,08256 |
| Adit | 1 | 1 | 4 | 6 | 6 | 5 | 3 | 3 | 2 | 6 | 6 | 0,58308 | 0,12051 | 0,41965 |
| Rizkia | 2 | 1 | 3 | 5 | 1 | 2 | 3 | 4 | 3 | 7 | 7 | -0,41401 | -0,34707 | 2,00045 |
| Mega | 2 | 1 | 2 | 3 | 5 | 4 | 3 | 3 | 3 | 5 | 4 | -1,02339 | -0,23696 | 0,11594 |
| Risthie | 2 | 1 | 1 | 3 | 6 | 4 | 7 | 5 | 6 | 4 | 2 | -1,64339 | 1,3527 | -0,20364 |
| Romana | 2 | 1 | 1 | 6 | 7 | 2 | 7 | 2 | 2 | 6 | 7 | 0,95362 | -0,01904 | -0,12242 |
| Zanira | 2 | 1 | 1 | 5 | 7 | 3 | 5 | 2 | 1 | 5 | 7 | 0,56882 | -0,37522 | -0,66639 |
| Andra | 2 | 1 | 3 | 6 | 6 | 2 | 6 | 1 | 2 | 6 | 5 | 0,43819 | -0,52181 | 0,92769 |
| Sarah | 2 | 1 | 3 | 7 | 5 | 2 | 5 | 1 | 3 | 7 | 6 | 0,83777 | -0,34324 | 1,23805 |
| Eka | 2 | 1 | 4 | 5 | 5 | 3 | 7 | 2 | 2 | 7 | 7 | 0,812 | 0,12542 | 1,79818 |
| Docko | 1 | 2 | 3 | 5 | 7 | 2 | 1 | 3 | 3 | 6 | 4 | -0,41247 | -0,96862 | 0,07564 |
| Suwi | 2 | 2 | 1 | 3 | 2 | 2 | 7 | 4 | 3 | 6 | 6 | -0,92137 | 0,1636 | 1,35385 |
| Fikri | 1 | 2 | 1 | 7 | 7 | 2 | 1 | 1 | 1 | 7 | 6 | 0,89387 | -1,51429 | -0,78025 |
| Tomi | 1 | 2 | 1 | 7 | 7 | 1 | 1 | 7 | 1 | 7 | 2 | -0,90369 | -1,29361 | -1,14194 |
| Aditya | 1 | 2 | 2 | 6 | 7 | 6 | 2 | 5 | 4 | 3 | 6 | -0,11784 | 1,12614 | -1,46156 |
| Sherin | 2 | 2 | 1 | 5 | 6 | 1 | 1 | 3 | 1 | 3 | 2 | -1,70807 | -1,82939 | -1,06844 |
| Ari | 1 | 2 | 6 | 6 | 5 | 3 | 2 | 3 | 6 | 5 | 7 | 0,20993 | 0,59522 | 1,88561 |
| Ijul | 1 | 2 | 1 | 2 | 7 | 4 | 2 | 4 | 3 | 4 | 2 | -1,80144 | -0,44451 | -1,13383 |
| Yusuf | 1 | 2 | 3 | 7 | 7 | 6 | 1 | 2 | 3 | 6 | 5 | 0,75017 | 0,11996 | -0,60628 |
| Tirta | 1 | 2 | 2 | 4 | 3 | 3 | 3 | 2 | 2 | 5 | 2 | -1,55967 | -1,05415 | 0,6597 |
| Berlin | 2 | 2 | 2 | 6 | 7 | 3 | 2 | 3 | 3 | 4 | 5 | -0,20445 | -0,31446 | -0,79321 |
| Yeremia | 1 | 2 | 4 | 4 | 3 | 4 | 3 | 4 | 3 | 4 | 4 | -1,3695 | -0,0116 | 1,16561 |
| Beni | 1 | 2 | 3 | 5 | 2 | 6 | 3 | 5 | 4 | 6 | 4 | -0,92626 | 0,84366 | 0,94396 |
| Samuel | 1 | 2 | 1 | 4 | 7 | 2 | 2 | 2 | 2 | 6 | 5 | -0,22973 | -1,17591 | -0,5692 |
| Jason | 1 | 2 | 2 | 7 | 6 | 6 | 2 | 1 | 1 | 7 | 7 | 1,46096 | -0,23939 | -0,54897 |
| Dinan | 2 | 2 | 1 | 4 | 4 | 5 | 2 | 7 | 1 | 1 | 4 | -2,13554 | 0,11035 | -1,54188 |
| Meylani | 2 | 2 | 3 | 5 | 2 | 6 | 4 | 4 | 3 | 7 | 6 | -0,05769 | 0,76428 | 1,25408 |
| Mayang | 2 | 2 | 1 | 7 | 7 | 7 | 7 | 7 | 7 | 1 | 7 | 0,01487 | 3,5086 | -1,76455 |
| Smitha | 2 | 2 | 3 | 7 | 6 | 4 | 6 | 3 | 2 | 6 | 7 | 1,07827 | 0,52091 | 0,41917 |
| Octavia | 2 | 2 | 2 | 6 | 5 | 4 | 6 | 1 | 3 | 7 | 7 | 1,10037 | 0,36419 | 0,73278 |
| Amal | 1 | 3 | 1 | 5 | 7 | 3 | 2 | 1 | 2 | 7 | 7 | 0,86149 | -0,85746 | -0,53638 |
| Dema | 1 | 3 | 1 | 7 | 6 | 4 | 2 | 4 | 2 | 4 | 6 | 0,06003 | -0,04377 | -1,34497 |
| Adrian | 1 | 3 | 3 | 6 | 6 | 4 | 3 | 4 | 3 | 6 | 5 | 0,07228 | 0,15956 | 0,12608 |
| Sasqia | 2 | 3 | 4 | 6 | 5 | 2 | 2 | 2 | 2 | 4 | 5 | -0,4045 | -0,98398 | 0,73192 |
| Anne | 2 | 3 | 6 | 6 | 7 | 5 | 6 | 4 | 5 | 6 | 4 | 0,29415 | 1,38046 | 1,51816 |
| Ganjar | 1 | 3 | 3 | 4 | 6 | 3 | 3 | 3 | 2 | 6 | 7 | 0,19358 | -0,41965 | 0,4772 |
| Ridho | 1 | 3 | 1 | 5 | 1 | 6 | 6 | 6 | 7 | 2 | 3 | -2,11905 | 2,29936 | 0,18073 |
| Priskila | 2 | 3 | 2 | 1 | 7 | 6 | 2 | 1 | 3 | 6 | 7 | 0,1599 | -0,02278 | -0,27853 |
| Melati | 2 | 3 | 1 | 7 | 7 | 7 | 1 | 2 | 2 | 7 | 7 | 1,48017 | 0,25121 | -1,50298 |
| Bekti | 1 | 3 | 2 | 5 | 6 | 3 | 2 | 3 | 2 | 5 | 6 | -0,11332 | -0,59204 | -0,34413 |
| Cica | 2 | 3 | 2 | 6 | 2 | 4 | 4 | 4 | 4 | 6 | 2 | -1,24941 | 0,22232 | 0,88582 |
| Edwina | 2 | 3 | 2 | 7 | 7 | 1 | 1 | 3 | 1 | 7 | 7 | 0,82308 | -1,38096 | -0,3371 |
| Lian | 1 | 3 | 1 | 6 | 6 | 5 | 2 | 4 | 2 | 6 | 6 | 0,31903 | 0,06811 | -1,07077 |
| Derry | 1 | 3 | 2 | 3 | 1 | 4 | 2 | 4 | 2 | 7 | 7 | -0,6929 | -0,38754 | 1,25177 |
| Pandega | 1 | 3 | 1 | 7 | 7 | 2 | 1 | 2 | 2 | 6 | 6 | 0,56782 | -1,07523 | -0,94258 |
| Calvin | 1 | 3 | 1 | 7 | 7 | 7 | 7 | 7 | 7 | 7 | 7 | 1,11289 | 3,25582 | -0,76538 |
| Rizal | 1 | 3 | 1 | 6 | 7 | 5 | 7 | 1 | 1 | 6 | 7 | 1,38893 | 0,34827 | -0,57128 |
| Dwita | 2 | 3 | 2 | 3 | 7 | 4 | 3 | 6 | 4 | 4 | 6 | -0,80681 | 0,71115 | -0,68657 |
| Vina | 2 | 3 | 3 | 6 | 6 | 3 | 3 | 4 | 3 | 6 | 6 | 0,21712 | -0,00034 | 0,28848 |
| Adinda | 2 | 3 | 2 | 6 | 7 | 5 | 6 | 4 | 2 | 7 | 7 | 1,15525 | 0,8263 | -0,23924 |

| pria | | | wanita | | |
|---|---|---|---|---|---|
| fac1 | fac2 | fac3 | fac1 | fac2 | fac3 |
| -1,14275 | 0,77917 | -0,8838 | 0,08276 | -1,10784 | 0,74563 |
| 1,62322 | -0,14572 | -1,50718 | 1,04575 | 0,79464 | 1,56983 |
| 1,05054 | -1,12257 | -1,08082 | -2,09585 | -0,17955 | -0,67024 |
| 0,782 | 0,25555 | 0,56741 | 0,61285 | -0,6947 | -0,4269 |
| 0,23646 | -0,40821 | 0,95295 | 0,60565 | -0,43011 | 1,38761 |
| -0,39372 | -0,52573 | -0,08256 | -0,41401 | -0,34707 | 2,00045 |
| 0,58308 | 0,12051 | 0,41965 | -1,02339 | -0,23696 | 0,11594 |
| -0,41247 | -0,96862 | 0,07564 | -1,64339 | 1,3527 | -0,20364 |
| 0,89387 | -1,51429 | -0,78025 | 0,95362 | -0,01904 | -0,12242 |
| -0,90369 | -1,29361 | -1,14194 | 0,56882 | -0,37522 | -0,66639 |
| -0,11784 | 1,12614 | -1,46156 | 0,43819 | -0,52181 | 0,92769 |
| 0,20993 | 0,59522 | 1,88561 | 0,83777 | -0,34324 | 1,23805 |
| -1,80144 | -0,44451 | -1,13383 | 0,812 | 0,12542 | 1,79818 |
| 0,75017 | 0,11996 | -0,60628 | -0,92137 | 0,1636 | 1,35385 |
| -1,55967 | -1,05415 | 0,6597 | -1,70807 | -1,82939 | -1,06844 |
| -1,3695 | -0,0116 | 1,16561 | -0,20445 | -0,31446 | -0,79321 |
| -0,92626 | 0,84366 | 0,94396 | -2,13554 | 0,11035 | -1,54188 |
| -0,22973 | -1,17591 | -0,5692 | -0,05769 | 0,76428 | 1,25408 |
| 1,46096 | -0,23939 | -0,54897 | 0,01487 | 3,5086 | -1,76455 |
| 0,86149 | -0,85746 | -0,53638 | 1,07827 | 0,52091 | 0,41917 |
| 0,06003 | -0,04377 | -1,34497 | 1,10037 | 0,36419 | 0,73278 |
| 0,07228 | 0,15956 | 0,12608 | -0,4045 | -0,98398 | 0,73192 |
| 0,19358 | -0,41965 | 0,4772 | 0,29415 | 1,38046 | 1,51816 |
| -2,11905 | 2,29936 | 0,18073 | 0,1599 | -0,02278 | -0,27853 |
| -0,11332 | -0,59204 | -0,34413 | 1,48017 | 0,25121 | -1,50298 |
| 0,31903 | 0,06811 | -1,07077 | -1,24941 | 0,22232 | 0,88582 |
| -0,6929 | -0,38754 | 1,25177 | 0,82308 | -1,38096 | -0,3371 |
| 0,56782 | -1,07523 | -0,94258 | -0,80681 | 0,71115 | -0,68657 |
| 1,11289 | 3,25582 | -0,76538 | 0,21712 | -0,00034 | 0,28848 |
| 1,38893 | 0,34827 | -0,57128 | 1,15525 | 0,8263 | -0,23924 |

## KETERANGAN

gender :
1 = pria : 30
2 = wanita : 30

tipe wajah :
1 = euryprosopic : 20
2 = mesoprosopic : 20
3 = leptoprosopic : 20

var 1 : canggung - nyaman
var 2 : bodoh - pintar
var 3 : kasual -formal
var 4 : bohong - rumit
var 5 : rumit -sederhana
var 6 : kasar - halus
var 7 : egois - peduli
var 8 : lembut - tegas
var 9 : lamban - cekatan

| tipe wajah 1 | | | tipe wajah 2 | | | tipe wajah3 | | |
|---|---|---|---|---|---|---|---|---|
| fac1 | fac2 | fac3 | fac1 | fac2 | fac3 | fac1 | fac2 | fac3 |
| -1,14275 | 0,77917 | -0,8838 | -0,41247 | -0,96862 | 0,07564 | 0,86149 | -0,85746 | -0,53638 |
| 1,62322 | -0,14572 | -1,50718 | -0,92137 | 0,1636 | 1,35385 | 0,06003 | -0,04377 | -1,34497 |
| 0,08276 | -1,10784 | 0,74563 | 0,89387 | -1,51429 | -0,78025 | 0,07228 | 0,15956 | 0,12608 |
| 1,05054 | -1,12257 | -1,08082 | -0,90369 | -1,29361 | -1,14194 | -0,4045 | -0,98398 | 0,73192 |
| 0,782 | 0,25555 | 0,56741 | -0,11784 | 1,12614 | -1,46156 | 0,29415 | 1,38046 | 1,51816 |
| 0,23646 | -0,40821 | 0,95295 | -1,70807 | -1,82939 | -1,06844 | 0,19358 | -0,41965 | 0,4772 |
| 1,04575 | 0,79464 | 1,56983 | 0,20993 | 0,59522 | 1,88561 | -2,11905 | 2,29936 | 0,18073 |
| -2,09585 | -0,17955 | -0,67024 | -1,80144 | -0,44451 | -1,13383 | 0,1599 | -0,02278 | -0,27853 |
| 0,61285 | -0,6947 | -0,4269 | 0,75017 | 0,11996 | -0,60628 | 1,48017 | 0,25121 | -1,50298 |
| 0,60565 | -0,43011 | 1,38761 | -1,55967 | -1,05415 | 0,6597 | -0,11332 | -0,59204 | -0,34413 |
| -0,39372 | -0,52573 | -0,08256 | -0,20445 | -0,31446 | -0,79321 | -1,24941 | 0,22232 | 0,88582 |
| 0,58308 | 0,12051 | 0,41965 | -1,3695 | -0,0116 | 1,16561 | 0,82308 | -1,38096 | -0,3371 |
| -0,41401 | -0,34707 | 2,00045 | -0,92626 | 0,84366 | 0,94396 | 0,31903 | 0,06811 | -1,07077 |
| -1,02339 | -0,23696 | 0,11594 | -0,22973 | -1,17591 | -0,5692 | -0,6929 | -0,38754 | 1,25177 |
| -1,64339 | 1,3527 | -0,20364 | 1,46096 | -0,23939 | -0,54897 | 0,56782 | -1,07523 | -0,94258 |
| 0,95362 | -0,01904 | -0,12242 | -2,13554 | 0,11035 | -1,54188 | 1,11289 | 3,25582 | -0,76538 |
| 0,56882 | -0,37522 | -0,66639 | -0,05769 | 0,76428 | 1,25408 | 1,38893 | 0,34827 | -0,57128 |
| 0,43819 | -0,52181 | 0,92769 | 0,01487 | 3,5086 | -1,76455 | -0,80681 | 0,71115 | -0,68657 |
| 0,83777 | -0,34324 | 1,23805 | 1,07827 | 0,52091 | 0,41917 | 0,21712 | -0,00034 | 0,28848 |
| 0,812 | 0,12542 | 1,79818 | 1,10037 | 0,36419 | 0,73278 | 1,15525 | 0,8263 | -0,23924 |

## 1.5 Plot matrix rectangel pada wajah leptoprosopic berdasarkan gender responden

### plot 1 (x:fac1-empati dan y:fac2-kompetensi)

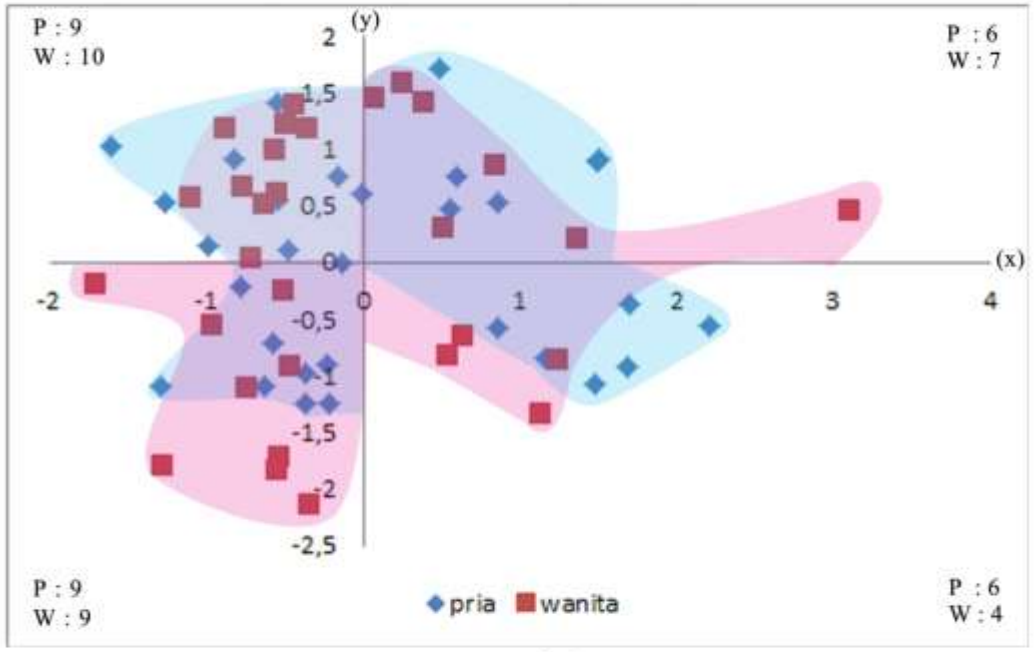


matrix 1

Persepsi wanita pada faktor kompetensi (plot 1 & 3) dominan di wilayah positif sedangkan faktor empati (plot 1 & 2) dan faktor aktifiti (plot 2 & 3) dominan di wilayah di wilayah negatif.

Persepsi pria pada faktor kompetensi (plot 1 & 3) berada di wilayah netral sedangkan faktor empati (plot 1 & 2) dan faktor aktifiti (plot 2 & 3) dominan di wilayah di wilayah negatif.

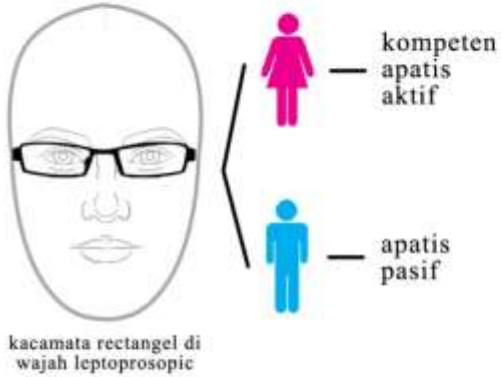


Hasil plot matrix

| gender | kompetensi | empati | aktifiti |
|---|---|---|---|
| pria | = | - | - |
| wanita | + | - | - |

kedua gender menunjukan persepsi yang kurang ideal pada kacamata rectangel di tipe wajah leptoprosopic.

### plot 2 (x:fac1-empati dan y:fac 3-aktifiti)

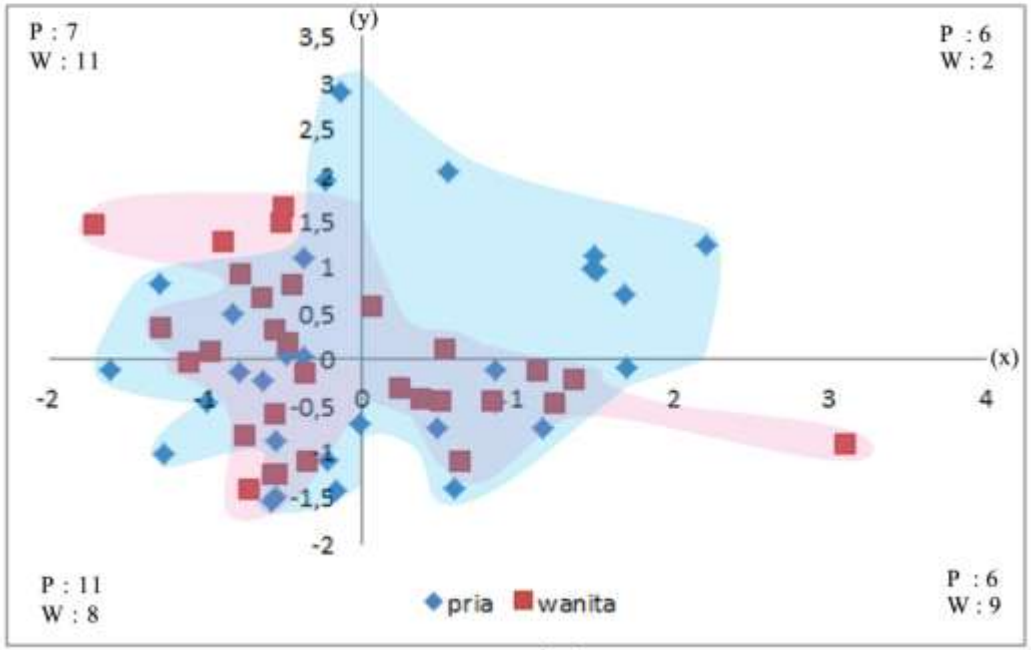


matrix 2

### plot 3 (x:fac2-kompetensi dan y:fac 3-aktifiti)

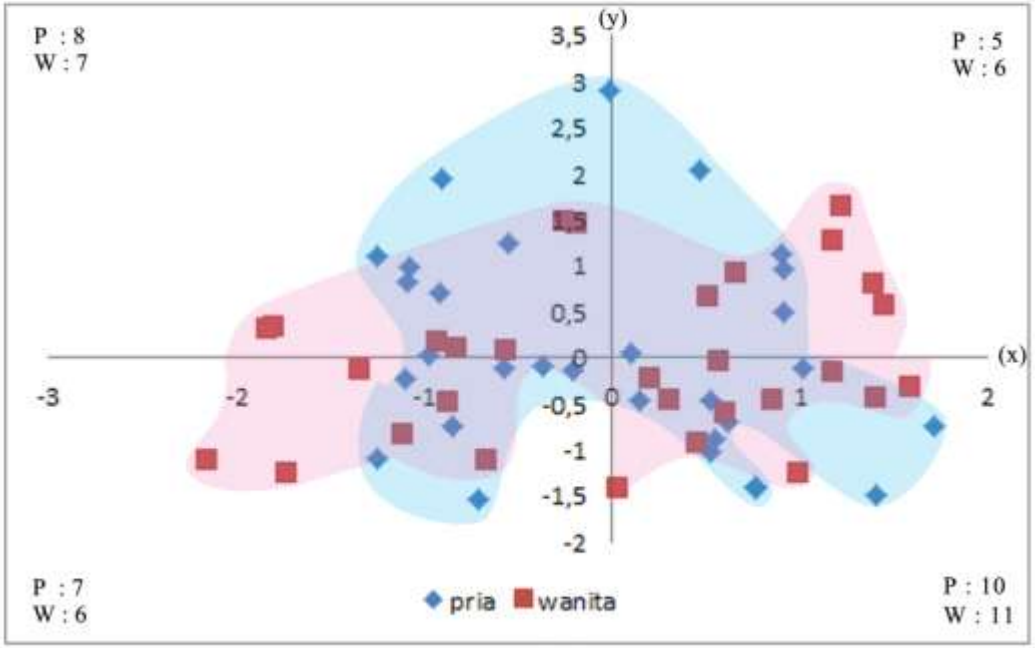


matrix 3

## 1.6 Plot matrix rectangel pada wajah leptoprosopic berdasarkan tipe wajah responden

### plot 1 (x:fac1-empati dan y:fac2-kompetensi)

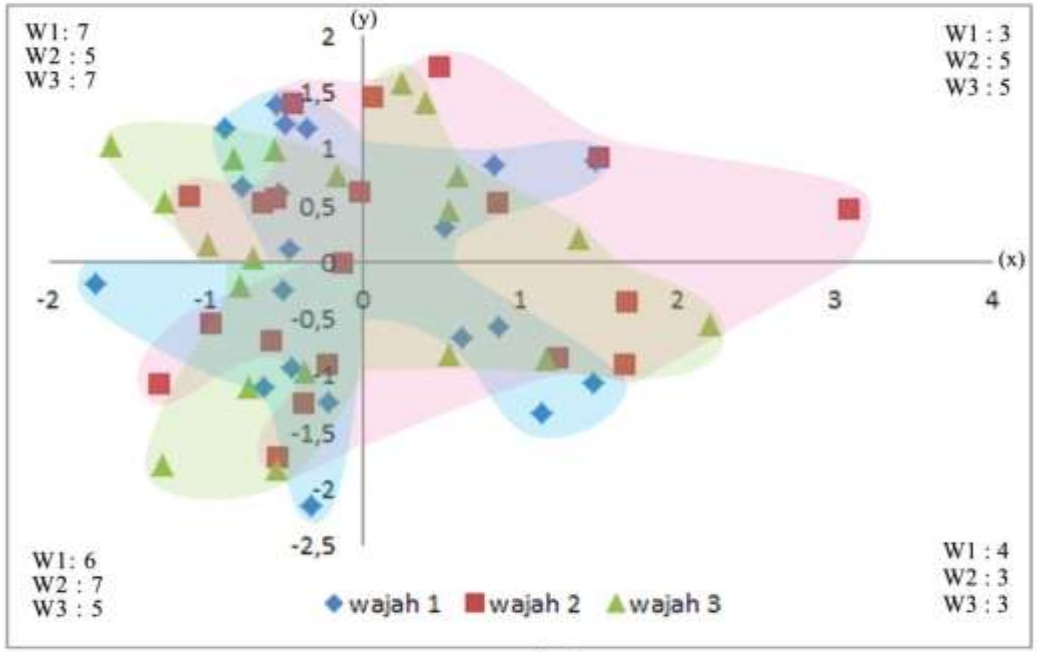


matrix 1

Persepsi responden W1 pada faktor kompetensi (plot 1 & 3) berada di wilayah netral, sedangkan faktor empati (plot 1 & 2) dan faktor aktifiti (plot 2 & 3) dominan di wilayah negatif.

Persepsi responden W2 pada faktor kompetensi (plot 1 & 3) dan faktor aktifiti (plot 2 & 3) berada diwilayah netral, sedangkan faktor empati (plot 1 & 2) dominan di wilayah positif.

Persepsi responden W3 pada faktor kompetensi (plot 1 & 3) berada di wilayah positif, sedangkan faktor empati (plot 1 & 2) dan faktor aktifiti (plot 2 & 3) dominan di wilayah negatif.

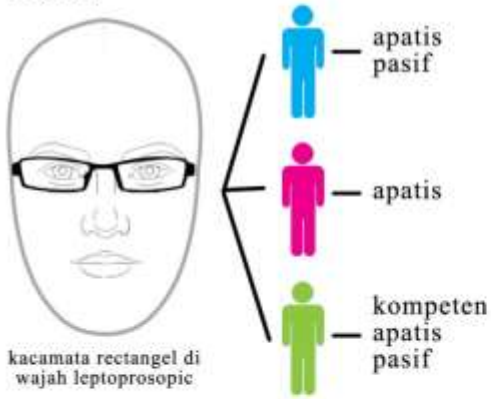


Hasil plot matrix

| tipe wajah | kompetensi | empati | aktifiti |
|---|---|---|---|
| euryprosopic (W1) | = | - | - |
| mesoprosopic (W2) | = | - | = |
| leptoprosopic (W3) | + | - | - |

Semua tipe responden menunjukan persepsi kurang ideal pada kacamata rectangel di tipe wajah leptoprosopic.

### plot 2 (x:fac1-empati dan y:fac 3-aktifiti)

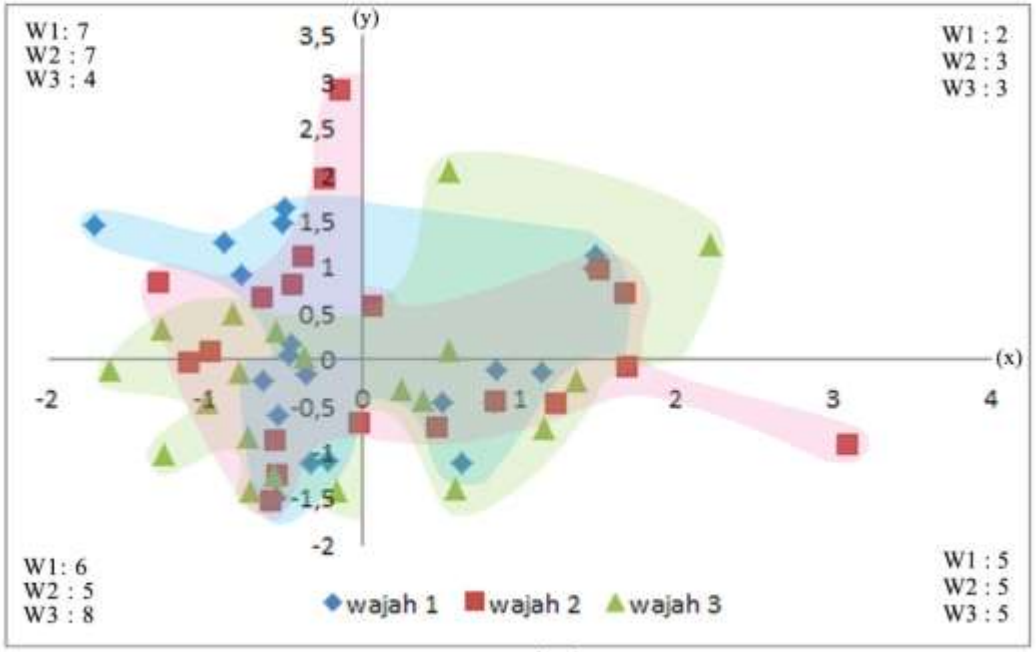


matrix 2

### plot 3 (x:fac2-kompetensi dan y:fac 3-aktifiti)

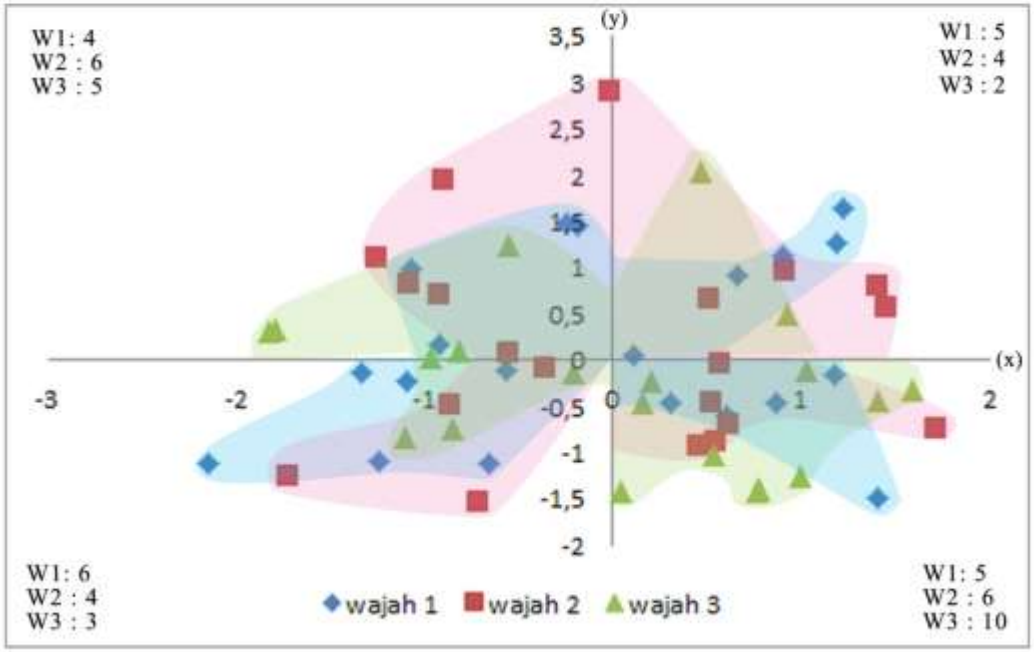


matrix 3

# Analisa kacamata D-shaped

- PCA D-shaped
- Nilai regressi, kordinat x & y pada setiap factor.
- plot matrix responden gender (pria : 30,  wanita : 30)
-plot matrix responden tipe wajah ( W1 : 20, W2 : 20, W3 : 20)

Plot matrix merupakan persebaran posisi persepsi responden sehingga didapatkan wilayah paling dominan. Kordinat x dan y didapatkan dari nilai regresi faktor. Berdasarkan hasil rotasi faktor didapatkan 3 faktor, meliputi faktor kompetensi, empati, dan aktifiti.  Berikut proses  membaca matrix :

1. matrix kanan  > kiri maka fac x = positif (+)
2. matrix kanan  < kiri maka fac x = negatif (-)
3. matrix atas  > bawah maka fac y = positif (+)
4. matrix atas  < bawah maka fac y = negatif (-)

namun jika

5. matrix kanan  = kiri atau matrix atas = bawah maka fac x / fac y = netral (=).

# PRINCIPAL COMPONENT ANALYSIS (FRAME D-SHAPED)

## Frame rectangel ( 9 variabel )

### KMO and Bartlletts test ( euryprosopic )

| | | |
|---|---|---|
| Kaiser-Meyer-Olkin Measure of Sampling Adequacy. | | ,711 |
| Bartlett's Test of Sphericity | Approx. Chi-Square | 139,127 |
| | df | 36 |
| | Sig. | ,000 |

### KMO and Bartlletts test ( mesoprosopic )

| | | |
|---|---|---|
| Kaiser-Meyer-Olkin Measure of Sampling Adequacy. | | ,620 |
| Bartlett's Test of Sphericity | Approx. Chi-Square | 120,514 |
| | df | 36 |
| | Sig. | ,000 |

### KMO and Bartlletts test ( leptoprosopic )

| | | |
|---|---|---|
| Kaiser-Meyer-Olkin Measure of Sampling Adequacy. | | ,610 |
| Bartlett's Test of Sphericity | Approx. Chi-Square | 88,317 |
| | df | 36 |
| | Sig. | ,000 |

### factor rotation ( euryprosopic )

Rotated Component Matrix[a]

| | Component | |
|---|---|---|
| | 1 | 2 |
| canggung_nyaman | ,247 | ,589 |
| bodoh_pintar | ,847 | ,006 |
| kasual_formal | ,606 | -,153 |
| bohong_jujur | ,657 | ,005 |
| rumit_sederhana | -,134 | ,754 |
| kasar_halus | -,241 | ,717 |
| egois_peduli | -,157 | ,804 |
| lembut_tegas | ,599 | -,302 |
| lamban_cekatan | ,796 | -,007 |

### factor rotation ( mesoprosopic )

Rotated Component Matrix[a]

| | Component | | |
|---|---|---|---|
| | 1 | 2 | 3 |
| canggung_nyaman | ,276 | ,260 | -,710 |
| bodoh_pintar | ,801 | -,158 | -,062 |
| kasual_formal | ,666 | -,162 | ,216 |
| bohong_jujur | ,824 | ,112 | ,130 |
| rumit_sederhana | -,304 | ,539 | -,208 |
| kasar_halus | -,162 | ,759 | -,129 |
| egois_peduli | ,178 | ,777 | ,071 |
| lembut_tegas | ,454 | -,138 | ,653 |
| lamban_cekatan | ,421 | ,154 | ,625 |

### factor rotation ( leptoprosopic )

Rotated Component Matrix[a]

| | Component | | |
|---|---|---|---|
| | 1 | 2 | 3 |
| canggung_nyaman | -,115 | ,706 | ,347 |
| bodoh_pintar | ,427 | ,353 | ,684 |
| kasual_formal | -,042 | -,464 | ,696 |
| bohong_jujur | ,013 | ,081 | ,731 |
| rumit_sederhana | -,455 | ,413 | -,042 |
| kasar_halus | -,657 | ,351 | ,153 |
| egois_peduli | -,137 | ,782 | -,140 |
| lembut_tegas | ,781 | ,047 | ,061 |
| lamban_cekatan | ,619 | -,090 | ,138 |

### Total variance explained ( euryprosopic )

| Component | Initial Eigenvalues | | | Extraction Sums of Squared Loadings | | | Rotation Sums of Squared Loadings | | |
|---|---|---|---|---|---|---|---|---|---|
| | Total | % of Variance | Cumulative % | Total | % of Variance | Cumulative % | Total | % of Variance | Cumulative % |
| 1 | 3,010 | 33,441 | 33,441 | 3,010 | 33,441 | 33,441 | 2,671 | 29,680 | 29,680 |
| 2 | 1,852 | 20,575 | 54,016 | 1,852 | 20,575 | 54,016 | 2,190 | 24,337 | 54,016 |
| 3 | ,973 | 10,815 | 64,831 | | | | | | |
| 4 | ,833 | 9,252 | 74,083 | | | | | | |
| 5 | ,747 | 8,295 | 82,378 | | | | | | |
| 6 | ,480 | 5,337 | 87,716 | | | | | | |
| 7 | ,401 | 4,458 | 92,174 | | | | | | |
| 8 | ,374 | 4,156 | 96,330 | | | | | | |
| 9 | ,330 | 3,670 | 100,000 | | | | | | |

| factor 1 | factor 2 |
|---|---|
| pintar | nyaman |
| formal | sederhana |
| jujur | halus |
| tegas | peduli |
| cekatan | |

Pada tabel total varience explained (euryprosopic) , terdapat **2 faktor** yang terbentuk dengan total persentase yang dapat menjelaskan variasi sebesar **54,0 %.**

**1. score fac 1 : 3.010 - 33,4 % variasi**
**2. score fac 2 : 1.852 - 20,6 % variasi**

**kompetensi** **empati** **aktifiti**

### Total variance explained ( mesoprosopic )

| Component | Initial Eigenvalues | | | Extraction Sums of Squared Loadings | | | Rotation Sums of Squared Loadings | | |
|---|---|---|---|---|---|---|---|---|---|
| | Total | % of Variance | Cumulative % | Total | % of Variance | Cumulative % | Total | % of Variance | Cumulative % |
| 1 | 2,826 | 31,404 | 31,404 | 2,826 | 31,404 | 31,404 | 2,374 | 26,382 | 26,382 |
| 2 | 1,615 | 17,945 | 49,349 | 1,615 | 17,945 | 49,349 | 1,644 | 18,268 | 44,650 |
| 3 | 1,030 | 11,446 | 60,796 | 1,030 | 11,446 | 60,796 | 1,453 | 16,146 | 60,796 |
| 4 | ,965 | 10,718 | 71,513 | | | | | | |
| 5 | ,806 | 8,961 | 80,474 | | | | | | |
| 6 | ,606 | 6,738 | 87,212 | | | | | | |
| 7 | ,521 | 5,790 | 93,003 | | | | | | |
| 8 | ,357 | 3,972 | 96,975 | | | | | | |
| 9 | ,272 | 3,025 | 100,000 | | | | | | |

| factor 1 | factor 2 | factor 3 |
|---|---|---|
| pintar | sederhana | nyaman |
| formal | halus | tegas |
| jujur | peduli | cekatan |

Pada tabel total varience explained (mesoprosopic) , terdapat **3 faktor** yang terbentuk dengan total persentase yang dapat menjelaskan variasi sebesar **60,8 %.**

**1. score fac 1 : 2.826 - 31,4 % variasi**
**2. score fac 2 : 1.615 - 17,9 % variasi**
**3. score fac 3 : 1.030 - 11,4 % variasi**

**kompetensi** **empati** **aktifiti**

### Total variance explained ( leptoprosopic )

| Component | Initial Eigenvalues | | | Extraction Sums of Squared Loadings | | | Rotation Sums of Squared Loadings | | |
|---|---|---|---|---|---|---|---|---|---|
| | Total | % of Variance | Cumulative % | Total | % of Variance | Cumulative % | Total | % of Variance | Cumulative % |
| 1 | 2,294 | 25,484 | 25,484 | 2,294 | 25,484 | 25,484 | 1,848 | 20,532 | 20,532 |
| 2 | 1,831 | 20,350 | 45,834 | 1,831 | 20,350 | 45,834 | 1,761 | 19,566 | 40,098 |
| 3 | 1,159 | 12,880 | 58,714 | 1,159 | 12,880 | 58,714 | 1,675 | 18,616 | 58,714 |
| 4 | ,888 | 9,869 | 68,583 | | | | | | |
| 5 | ,809 | 8,994 | 77,576 | | | | | | |
| 6 | ,682 | 7,578 | 85,155 | | | | | | |
| 7 | ,512 | 5,689 | 90,844 | | | | | | |
| 8 | ,481 | 5,346 | 96,190 | | | | | | |
| 9 | ,343 | 3,810 | 100,000 | | | | | | |

| factor 1 | factor 2 | factor 3 |
|---|---|---|
| rumit | nyaman | pintar |
| halus | peduli | formal |
| tegas | | jujur |
| cekatan | | |

Pada tabel total varience explained (leptoprosopic) , terdapat **3 faktor** yang terbentuk dengan total persentase yang dapat menjelaskan variasi sebesar **58,7 %.**

**1. score fac 1 : 2.294 - 25,5 % variasi**
**2. score fac 2 : 1.831 - 20,4 % variasi**
**3. score fac 3 : 1.159 - 12,9 % variasi**

**kompetensi** **empati** **aktifiti**

# REGRESSION SCORE (FRAME D-SHAPED-EURYPROSOPIC)

| nama | gender | tipe wajah | var 1 | var 2 | var 3 | var 4 | var 5 | var 6 | var 7 | var 8 | var 9 | fac 1 | fac 2 |
|---|---|---|---|---|---|---|---|---|---|---|---|---|---|
| Dale | 1 | 1 | 6 | 5 | 7 | 4 | 5 | 5 | 6 | 4 | 4 | 1,07858 | 0,44755 |
| Tito | 1 | 1 | 6 | 2 | 1 | 3 | 6 | 6 | 5 | 6 | 3 | -0,66538 | 0,31419 |
| Nanda | 2 | 1 | 4 | 4 | 1 | 3 | 6 | 4 | 3 | 4 | 4 | -0,41054 | -0,75543 |
| Wildan | 1 | 1 | 3 | 3 | 2 | 4 | 6 | 6 | 6 | 3 | 2 | -1,01565 | 0,18457 |
| Lucky | 1 | 1 | 6 | 5 | 3 | 5 | 3 | 6 | 6 | 3 | 4 | 0,56079 | 0,36443 |
| Farhan | 1 | 1 | 5 | 2 | 2 | 4 | 4 | 2 | 3 | 4 | 5 | -0,19512 | -1,50579 |
| Cany | 2 | 1 | 5 | 3 | 4 | 5 | 5 | 6 | 6 | 2 | 3 | -0,23991 | 0,50472 |
| Esti | 2 | 1 | 6 | 6 | 6 | 5 | 6 | 4 | 4 | 4 | 4 | 1,41655 | 0,07945 |
| Karin | 2 | 1 | 2 | 6 | 6 | 6 | 7 | 5 | 4 | 5 | 4 | 1,36363 | -0,27367 |
| Denisa | 2 | 1 | 2 | 6 | 2 | 4 | 6 | 6 | 4 | 5 | 2 | -0,1209 | -0,45255 |
| Pahlevi | 1 | 1 | 5 | 5 | 3 | 4 | 5 | 4 | 6 | 4 | 4 | 0,44526 | 0,05301 |
| Adit | 1 | 1 | 4 | 4 | 5 | 4 | 5 | 5 | 4 | 3 | 3 | -0,03644 | -0,489 |
| Rizkia | 2 | 1 | 6 | 5 | 2 | 5 | 7 | 5 | 3 | 5 | 5 | 0,97837 | 0,26869 |
| Mega | 2 | 1 | 4 | 5 | 3 | 4 | 5 | 4 | 5 | 3 | 4 | 0,19309 | -0,33816 |
| Risthie | 2 | 1 | 2 | 3 | 4 | 2 | 2 | 3 | 4 | 5 | 2 | -1,00721 | -2,39203 |
| Romana | 2 | 1 | 6 | 4 | 2 | 3 | 6 | 5 | 6 | 3 | 4 | -0,20201 | 0,67595 |
| Zanira | 2 | 1 | 7 | 3 | 1 | 3 | 7 | 6 | 5 | 2 | 3 | -0,87219 | 1,05189 |
| Andra | 2 | 1 | 7 | 2 | 2 | 2 | 6 | 5 | 7 | 3 | 1 | -1,49471 | 0,79135 |
| Sarah | 2 | 1 | 6 | 2 | 3 | 1 | 5 | 7 | 5 | 2 | 2 | -1,65603 | 0,3692 |
| Eka | 2 | 1 | 5 | 1 | 2 | 3 | 6 | 7 | 7 | 1 | 3 | -1,57992 | 1,06741 |
| Docko | 1 | 2 | 5 | 4 | 1 | 5 | 6 | 6 | 7 | 2 | 3 | -0,38718 | 1,07709 |
| Suwi | 2 | 2 | 6 | 3 | 3 | 4 | 6 | 5 | 5 | 4 | 4 | 0,04205 | 0,35176 |
| Fikri | 1 | 2 | 6 | 5 | 2 | 4 | 6 | 7 | 6 | 6 | 5 | 0,87821 | 1,12637 |
| Tomi | 1 | 2 | 7 | 7 | 6 | 7 | 2 | 3 | 2 | 6 | 7 | 3,12935 | -1,17097 |
| Aditya | 1 | 2 | 6 | 4 | 3 | 2 | 6 | 6 | 6 | 2 | 7 | 0,25308 | 1,0627 |
| Sherin | 2 | 2 | 6 | 5 | 4 | 4 | 3 | 4 | 5 | 4 | 4 | 0,65025 | -0,46979 |
| Ari | 1 | 2 | 3 | 4 | 4 | 4 | 4 | 3 | 3 | 3 | 4 | -0,02683 | -1,57287 |
| Ijul | 1 | 2 | 6 | 4 | 1 | 4 | 7 | 5 | 3 | 2 | 4 | -0,27819 | 0,29013 |
| Yusuf | 1 | 2 | 7 | 4 | 1 | 3 | 6 | 5 | 5 | 4 | 3 | -0,33865 | 0,52762 |
| Tirta | 1 | 2 | 3 | 3 | 2 | 2 | 4 | 6 | 2 | 6 | 2 | -1,09187 | -1,56419 |
| Berlin | 2 | 2 | 5 | 4 | 1 | 5 | 5 | 5 | 3 | 2 | 4 | -0,18585 | -0,32664 |
| Yeremia | 1 | 2 | 6 | 5 | 6 | 6 | 5 | 4 | 6 | 5 | 5 | 1,77087 | 0,32857 |
| Beni | 1 | 2 | 6 | 4 | 2 | 3 | 7 | 7 | 5 | 3 | 4 | -0,23757 | 1,1239 |
| Samuel | 1 | 2 | 7 | 5 | 1 | 6 | 6 | 6 | 6 | 2 | 3 | 0,26929 | 1,35035 |
| Jason | 1 | 2 | 5 | 4 | 2 | 4 | 6 | 5 | 5 | 3 | 4 | -0,09425 | 0,27918 |
| Dinan | 2 | 2 | 5 | 4 | 2 | 4 | 6 | 4 | 7 | 6 | 6 | 0,83194 | 0,47101 |
| Meylani | 2 | 2 | 6 | 4 | 3 | 3 | 5 | 4 | 3 | 2 | 4 | -0,2269 | -0,48302 |
| Mayang | 2 | 2 | 3 | 3 | 1 | 4 | 1 | 1 | 1 | 4 | 4 | -0,5607 | -3,32386 |
| Smitha | 2 | 2 | 5 | 2 | 1 | 2 | 5 | 6 | 5 | 3 | 3 | -1,4217 | 0,00263 |
| Octavia | 2 | 2 | 7 | 2 | 3 | 3 | 5 | 7 | 5 | 2 | 1 | -1,34933 | 0,62771 |
| Amal | 1 | 3 | 6 | 6 | 2 | 4 | 5 | 3 | 6 | 3 | 5 | 0,7634 | 0,20904 |
| Dema | 1 | 3 | 6 | 4 | 2 | 4 | 6 | 2 | 4 | 2 | 2 | -0,54992 | -0,50539 |
| Adrian | 1 | 3 | 5 | 5 | 3 | 4 | 6 | 6 | 5 | 3 | 4 | 0,26846 | 0,56093 |
| Sasqia | 2 | 3 | 2 | 2 | 4 | 4 | 6 | 6 | 4 | 3 | 2 | -1,10466 | -0,59506 |
| Anne | 2 | 3 | 6 | 6 | 3 | 5 | 7 | 5 | 4 | 4 | 5 | 1,22854 | 0,62746 |
| Ganjar | 1 | 3 | 6 | 5 | 5 | 4 | 2 | 4 | 2 | 6 | 6 | 1,49414 | -1,47101 |
| Ridho | 1 | 3 | 1 | 1 | 2 | 6 | 5 | 2 | 4 | 2 | 3 | -1,13291 | -1,77494 |
| Priskila | 2 | 3 | 5 | 4 | 2 | 4 | 6 | 5 | 6 | 3 | 5 | 0,14735 | 0,58055 |
| Melati | 2 | 3 | 6 | 3 | 4 | 4 | 6 | 6 | 7 | 2 | 4 | -0,10307 | 1,18885 |
| Bekti | 1 | 3 | 2 | 5 | 4 | 3 | 3 | 5 | 4 | 2 | 2 | -0,74995 | -1,34044 |
| Cica | 2 | 3 | 5 | 5 | 7 | 4 | 4 | 4 | 4 | 4 | 4 | 0,96508 | -0,71661 |
| Edwina | 2 | 3 | 5 | 3 | 3 | 3 | 7 | 7 | 7 | 1 | 3 | -0,9413 | 1,41286 |
| Lian | 1 | 3 | 6 | 5 | 4 | 5 | 6 | 6 | 6 | 4 | 4 | 0,87708 | 0,99658 |
| Derry | 1 | 3 | 6 | 5 | 4 | 3 | 2 | 4 | 2 | 6 | 5 | 0,90551 | -1,56883 |
| Pandega | 1 | 3 | 6 | 6 | 6 | 6 | 6 | 6 | 6 | 6 | 6 | 2,36235 | 1,07857 |
| Calvin | 1 | 3 | 6 | 2 | 1 | 4 | 7 | 6 | 7 | 2 | 1 | -1,44471 | 1,23182 |
| Rizal | 1 | 3 | 4 | 4 | 3 | 4 | 6 | 6 | 5 | 6 | 5 | 0,57863 | 0,17056 |
| Dwita | 2 | 3 | 4 | 3 | 3 | 4 | 3 | 6 | 5 | 2 | 3 | -0,73215 | -0,45891 |
| Vina | 2 | 3 | 5 | 5 | 2 | 5 | 3 | 6 | 5 | 2 | 3 | -0,06132 | -0,07019 |
| Adinda | 2 | 3 | 7 | 3 | 2 | 2 | 6 | 5 | 6 | 2 | 3 | -0,93682 | 0,77067 |

| pria | | wanita | |
|---|---|---|---|
| fac 1 | fac 2 | fac 1 | fac 2 |
| 1,07858 | 0,44755 | -0,41054 | -0,75543 |
| -0,66538 | 0,31419 | -0,23991 | 0,50472 |
| -1,01565 | 0,18457 | 1,41655 | 0,07945 |
| 0,56079 | 0,36443 | 1,36363 | -0,27367 |
| -0,19512 | -1,50579 | -0,1209 | -0,45255 |
| 0,44526 | 0,05301 | 0,97837 | 0,26869 |
| -0,03644 | -0,489 | 0,19309 | -0,33816 |
| -0,38718 | 1,07709 | -1,00721 | -2,39203 |
| 0,87821 | 1,12637 | -0,20201 | 0,67595 |
| 3,12935 | -1,17097 | -0,87219 | 1,05189 |
| 0,25308 | 1,0627 | -1,49471 | 0,79135 |
| -0,02683 | -1,57287 | -1,65603 | 0,3692 |
| -0,27819 | 0,29013 | -1,57992 | 1,06741 |
| -0,33865 | 0,52762 | 0,04205 | 0,35176 |
| -1,09187 | -1,56419 | 0,65025 | -0,46979 |
| 1,77087 | 0,32857 | -0,18585 | -0,32664 |
| -0,23757 | 1,1239 | 0,83194 | 0,47101 |
| 0,26929 | 1,35035 | -0,2269 | -0,48302 |
| -0,09425 | 0,27918 | -0,5607 | -3,32386 |
| 0,7634 | 0,20904 | -1,4217 | 0,00263 |
| -0,54992 | -0,50539 | -1,34933 | 0,62771 |
| 0,26846 | 0,56093 | -1,10466 | -0,59506 |
| 1,49414 | -1,47101 | 1,22854 | 0,62746 |
| -1,13291 | -1,77494 | 0,14735 | 0,58055 |
| -0,74995 | -1,34044 | -0,10307 | 1,18885 |
| 0,87708 | 0,99658 | 0,96508 | -0,71661 |
| 0,90551 | -1,56883 | -0,9413 | 1,41286 |
| 2,36235 | 1,07857 | -0,73215 | -0,45891 |
| -1,44471 | 1,23182 | -0,06132 | -0,07019 |
| 0,57863 | 0,17056 | -0,93682 | 0,77067 |

| tipe wajah 1 | | tipe wajah 2 | | tipe wajah 3 | |
|---|---|---|---|---|---|
| fac 1 | fac 2 | fac 1 | fac 2 | fac 1 | fac 2 |
| 1,07858 | 0,44755 | -0,38718 | 1,07709 | 0,7634 | 0,20904 |
| -0,66538 | 0,31419 | 0,04205 | 0,35176 | -0,54992 | -0,50539 |
| -0,41054 | -0,75543 | 0,87821 | 1,12637 | 0,26846 | 0,56093 |
| -1,01565 | 0,18457 | 3,12935 | -1,17097 | -1,10466 | -0,59506 |
| 0,56079 | 0,36443 | 0,25308 | 1,0627 | 1,22854 | 0,62746 |
| -0,19512 | -1,50579 | 0,65025 | -0,46979 | 1,49414 | -1,47101 |
| -0,23991 | 0,50472 | -0,02683 | -1,57287 | -1,13291 | -1,77494 |
| 1,41655 | 0,07945 | -0,27819 | 0,29013 | 0,14735 | 0,58055 |
| 1,36363 | -0,27367 | -0,33865 | 0,52762 | -0,10307 | 1,18885 |
| -0,1209 | -0,45255 | -1,09187 | -1,56419 | -0,74995 | -1,34044 |
| 0,44526 | 0,05301 | -0,18585 | -0,32664 | 0,96508 | -0,71661 |
| -0,03644 | -0,489 | 1,77087 | 0,32857 | -0,9413 | 1,41286 |
| 0,97837 | 0,26869 | -0,23757 | 1,1239 | 0,87708 | 0,99658 |
| 0,19309 | -0,33816 | 0,26929 | 1,35035 | 0,90551 | -1,56883 |
| -1,00721 | -2,39203 | -0,09425 | 0,27918 | 2,36235 | 1,07857 |
| -0,20201 | 0,67595 | 0,83194 | 0,47101 | -1,44471 | 1,23182 |
| -0,87219 | 1,05189 | -0,2269 | -0,48302 | 0,57863 | 0,17056 |
| -1,49471 | 0,79135 | -0,5607 | -3,32386 | -0,73215 | -0,45891 |
| -1,65603 | 0,3692 | -1,4217 | 0,00263 | -0,06132 | -0,07019 |
| -1,57992 | 1,06741 | -1,34933 | 0,62771 | -0,93682 | 0,77067 |

## KETERANGAN

gender :
1 = pria : 30
2 = wanita : 30

tipe wajah :
1 = euryprosopic : 20
2 = mesoprosopic : 20
3 = leptoprosopic : 20

var 1 : canggung - nyaman
var 2 : bodoh - pintar
var 3 : kasual -formal
var 4 : bohong - rumit
var 5 : rumit -sederhana
var 6 : kasar - halus
var 7 : egois - peduli
var 8 : lembut - tegas
var 9 : lamban - cekatan

## 2.1 Plot matrix D-shaped pada wajah euryprosopic berdasarkan gender responden

plot 1 (x:fac1-kompetensi dan y:fac2-empati)

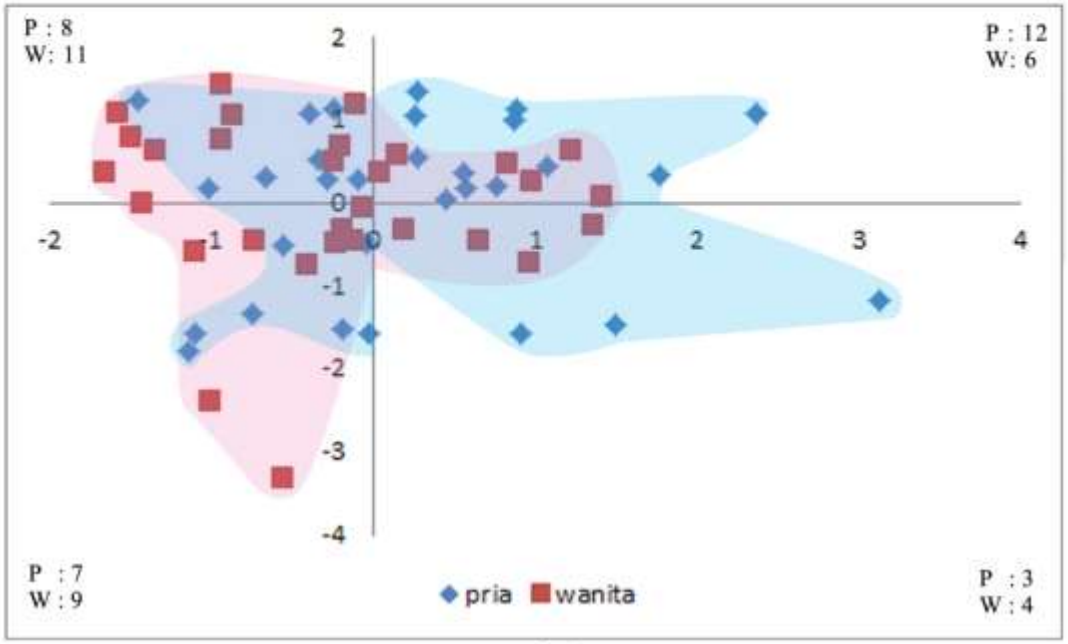


matrix 1

Persepsi wanita pada faktor kompetensi dominan di wilayah negatif sedangkan faktor empati dominan di wilayah positif.

Persepsi pria pada faktor kompetensi dominan di wilayah netral dan faktor empati dominan di wilayah positif.

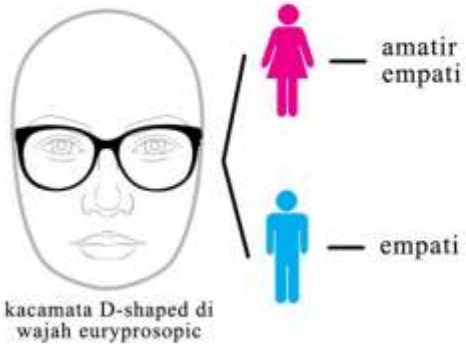


Hasil plot matrix

| gender | kompetensi | empati | aktifiti |
|---|---|---|---|
| pria | = | + | |
| wanita | - | + | |

Kedua gender menunjukan persepsi yang kurang ideal pada kacamata D-shaped di tipe wajah euryprosopic.

## 2.2 Plot matrix D-shaped pada wajah euryprosopic berdasarkan tipe wajah responden

plot 1 (x:fac1-kompetensi dan y:fac2-empati)

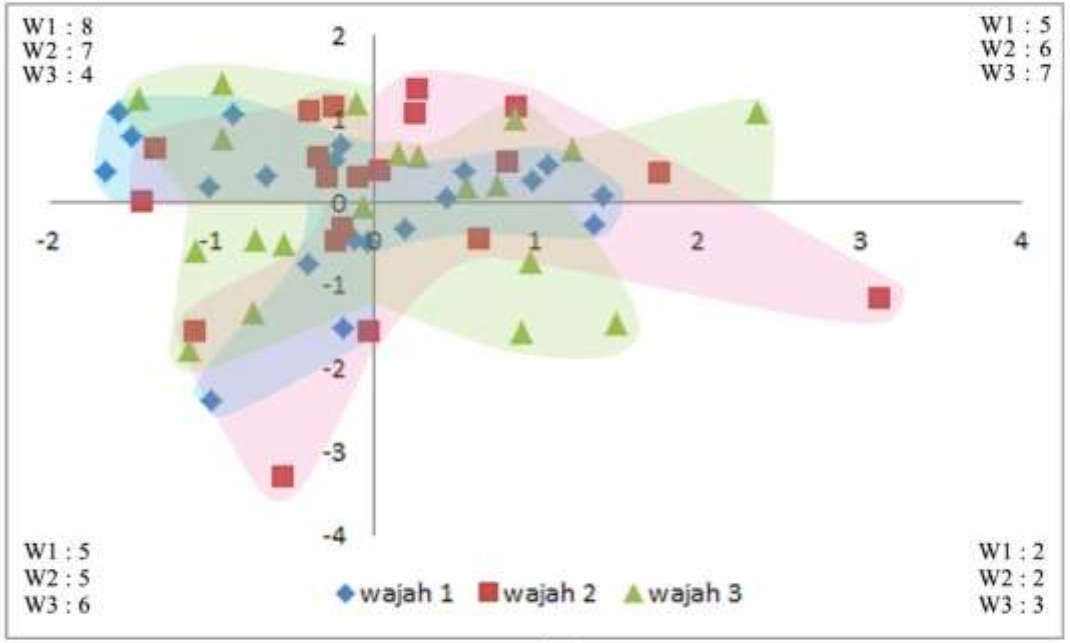


matrix 1

Persepsi responden W1 pada faktor kompetensi dominan di wilayah negatif, sedangkan faktor empati dominan di wilayah positif.

Persepsi responden W2 pada faktor kompetensi dominan di wilayah negatif, sedangkan faktor empati dominan di wilayah positif.

Persepsi responden W3 pada faktor kompetensi berada di wilayah netral dan faktor empati berada di wilayah positif.

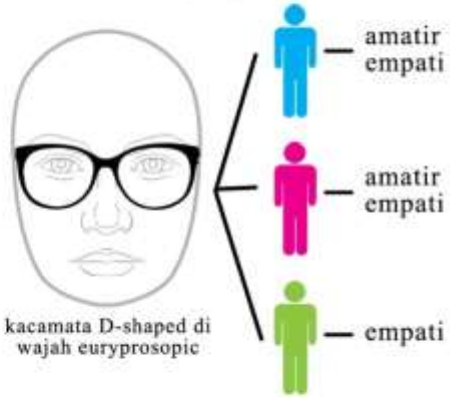


Hasil plot matrix

| tipe wajah | kompetensi | empati | aktifiti |
|---|---|---|---|
| euryprosopic (W1) | - | + | |
| mesoprosopic (W2) | - | + | |
| leptoprosopic (W3) | = | + | |

Semua tipe responden menunjukan persepsi yang kurang ideal pada kacamata D-shaped di tipe wajah euryprosopic.

# REGRESSION SCORE (FRAME D-SHAPED-LEPTOPROSOPIC)

| nama | gender | tipe wajah | var 1 | var 2 | var 3 | var 4 | var 5 | var 6 | var 7 | var 8 | var 9 | fac 1 | fac2 | fac3 |
|---|---|---|---|---|---|---|---|---|---|---|---|---|---|---|
| Dale | 1 | 1 | 6 | 5 | 4 | 5 | 4 | 6 | 2 | 2 | 3 | -1,27344 | -0,95487 | 1,37587 |
| Tito | 1 | 1 | 6 | 2 | 2 | 2 | 6 | 4 | 6 | 2 | 2 | -1,10006 | 0,47987 | -1,58466 |
| Nanda | 2 | 1 | 5 | 4 | 2 | 5 | 5 | 5 | 5 | 5 | 4 | 0,1963 | 0,50114 | -0,08058 |
| Wildan | 1 | 1 | 5 | 6 | 2 | 6 | 3 | 5 | 6 | 4 | 6 | 0,92214 | 0,83891 | 0,68542 |
| Lucky | 1 | 1 | 5 | 5 | 3 | 5 | 5 | 5 | 6 | 6 | 6 | 1,01814 | 0,89397 | 0,35333 |
| Farhan | 1 | 1 | 3 | 5 | 3 | 2 | 7 | 7 | 6 | 2 | 3 | -1,4831 | 0,41718 | -0,53849 |
| Cany | 2 | 1 | 1 | 2 | 3 | 3 | 3 | 5 | 4 | 3 | 6 | -0,03629 | -1,59111 | -1,08168 |
| Esti | 2 | 1 | 4 | 4 | 1 | 1 | 2 | 4 | 4 | 4 | 4 | 0,85549 | -0,31946 | -1,84041 |
| Karin | 2 | 1 | 7 | 7 | 2 | 6 | 3 | 4 | 5 | 3 | 5 | 0,77611 | 0,89414 | 1,11171 |
| Denisa | 2 | 1 | 6 | 6 | 7 | 5 | 2 | 4 | 6 | 2 | 2 | -0,7507 | -0,5832 | 1,94952 |
| Pahlevi | 1 | 1 | 2 | 4 | 2 | 3 | 4 | 2 | 3 | 6 | 4 | 1,42436 | -1,03182 | -1,23152 |
| Adit | 1 | 1 | 6 | 6 | 2 | 5 | 6 | 6 | 6 | 7 | 4 | 0,72846 | 1,72963 | 0,4009 |
| Rizkia | 2 | 1 | 6 | 3 | 5 | 3 | 5 | 6 | 3 | 1 | 6 | -1,28183 | -1,04653 | 0,53233 |
| Mega | 2 | 1 | 4 | 5 | 3 | 4 | 5 | 4 | 4 | 3 | 4 | -0,09157 | -0,38169 | 0,08354 |
| Risthie | 2 | 1 | 1 | 2 | 3 | 4 | 3 | 3 | 5 | 5 | 3 | 0,3807 | -1,28939 | -1,1643 |
| Romana | 2 | 1 | 5 | 6 | 5 | 2 | 6 | 5 | 4 | 6 | 7 | 1,08335 | 0,07751 | 0,38085 |
| Zanira | 2 | 1 | 7 | 3 | 4 | 2 | 6 | 4 | 7 | 3 | 4 | -0,40015 | 0,85359 | -0,73702 |
| Andra | 2 | 1 | 5 | 4 | 3 | 5 | 7 | 7 | 5 | 2 | 2 | -2,06003 | 0,32085 | 0,54318 |
| Sarah | 2 | 1 | 6 | 2 | 2 | 5 | 5 | 6 | 6 | 1 | 1 | -2,17768 | 0,36516 | -0,30265 |
| Eka | 2 | 1 | 7 | 3 | 1 | 4 | 7 | 7 | 7 | 2 | 3 | -1,58254 | 1,7559 | -0,64948 |
| Docko | 1 | 2 | 5 | 6 | 6 | 6 | 5 | 3 | 3 | 4 | 2 | -0,36583 | -1,08293 | 1,97002 |
| Suwi | 2 | 2 | 3 | 4 | 4 | 2 | 2 | 1 | 6 | 5 | 7 | 2,29494 | -0,61855 | -1,15935 |
| Fikri | 1 | 2 | 5 | 6 | 6 | 4 | 4 | 6 | 6 | 2 | 3 | -1,14296 | -0,14949 | 1,41842 |
| Tomi | 1 | 2 | 7 | 7 | 6 | 7 | 2 | 3 | 2 | 6 | 7 | 1,82342 | -0,89724 | 2,81585 |
| Aditya | 1 | 2 | 3 | 3 | 2 | 4 | 5 | 6 | 4 | 3 | 4 | -0,80024 | -0,52114 | -0,5592 |
| Sherin | 2 | 2 | 5 | 6 | 3 | 5 | 4 | 3 | 5 | 6 | 3 | 1,09672 | 0,37665 | 0,41963 |
| Ari | 1 | 2 | 3 | 2 | 4 | 4 | 6 | 5 | 5 | 4 | 2 | -1,18967 | -0,70769 | -0,4167 |
| Ijul | 1 | 2 | 1 | 3 | 1 | 2 | 4 | 2 | 3 | 2 | 6 | 0,7424 | -1,48897 | -2,03841 |
| Yusuf | 1 | 2 | 6 | 4 | 4 | 4 | 5 | 3 | 6 | 5 | 5 | 0,8085 | 0,46879 | 0,00386 |
| Tirta | 1 | 2 | 5 | 5 | 3 | 4 | 4 | 4 | 4 | 4 | 4 | 0,33557 | -0,19473 | 0,14362 |
| Berlin | 2 | 2 | 7 | 7 | 5 | 3 | 5 | 4 | 5 | 4 | 5 | 0,58597 | 0,55083 | 0,99063 |
| Yeremia | 1 | 2 | 4 | 5 | 5 | 4 | 5 | 4 | 4 | 4 | 5 | 0,18089 | -0,72783 | 0,69405 |
| Beni | 1 | 2 | 6 | 2 | 2 | 3 | 2 | 4 | 3 | 3 | 3 | -0,23492 | -0,88806 | -0,9713 |
| Samuel | 1 | 2 | 7 | 5 | 5 | 4 | 6 | 4 | 4 | 2 | 3 | -0,98716 | -0,20408 | 1,02987 |
| Jason | 1 | 2 | 7 | 5 | 1 | 2 | 2 | 5 | 6 | 3 | 3 | 0,26359 | 1,08181 | -1,03853 |
| Dinan | 2 | 2 | 4 | 6 | 4 | 4 | 4 | 5 | 4 | 4 | 5 | 0,32242 | -0,39507 | 0,71337 |
| Meylani | 2 | 2 | 3 | 3 | 3 | 5 | 4 | 6 | 6 | 2 | 4 | -1,04619 | -0,31154 | -0,04553 |
| Mayang | 2 | 2 | 5 | 5 | 2 | 4 | 4 | 4 | 4 | 4 | 4 | 0,46018 | 0,0378 | -0,17473 |
| Smitha | 2 | 2 | 5 | 2 | 2 | 3 | 7 | 5 | 6 | 1 | 3 | -1,6153 | 0,38253 | -1,17846 |
| Octavia | 2 | 2 | 7 | 5 | 1 | 3 | 5 | 6 | 7 | 3 | 2 | -0,6378 | 1,81933 | -0,6989 |
| Amal | 1 | 3 | 7 | 6 | 1 | 4 | 6 | 2 | 7 | 6 | 5 | 1,95396 | 2,15772 | -0,65213 |
| Dema | 1 | 3 | 5 | 4 | 3 | 4 | 4 | 3 | 4 | 5 | 4 | 0,7431 | -0,32143 | -0,22936 |
| Adrian | 1 | 3 | 6 | 4 | 2 | 4 | 5 | 5 | 5 | 3 | 4 | -0,33183 | 0,53038 | -0,25336 |
| Sasqia | 2 | 3 | 5 | 5 | 5 | 2 | 2 | 4 | 5 | 5 | 2 | 0,33365 | -0,51258 | -0,05921 |
| Anne | 2 | 3 | 6 | 5 | 3 | 5 | 6 | 5 | 5 | 6 | 5 | 0,61301 | 0,87272 | 0,52898 |
| Ganjar | 1 | 3 | 6 | 6 | 5 | 6 | 6 | 6 | 5 | 2 | 5 | -0,97127 | 0,24413 | 1,99695 |
| Ridho | 1 | 3 | 6 | 6 | 1 | 4 | 2 | 6 | 7 | 6 | 4 | 1,19006 | 1,71946 | -0,30759 |
| Priskila | 2 | 3 | 2 | 3 | 3 | 6 | 2 | 5 | 6 | 2 | 5 | -0,34027 | -0,82032 | 0,11036 |
| Melati | 2 | 3 | 7 | 5 | 1 | 3 | 7 | 7 | 7 | 2 | 4 | -1,00058 | 2,08638 | -0,5324 |
| Bekti | 1 | 3 | 2 | 3 | 3 | 4 | 5 | 5 | 4 | 2 | 5 | -0,72363 | -1,10907 | -0,3966 |
| Cica | 2 | 3 | 6 | 5 | 2 | 4 | 4 | 4 | 4 | 4 | 5 | 0,69288 | 0,27527 | -0,0675 |
| Edwina | 2 | 3 | 2 | 6 | 2 | 3 | 6 | 5 | 2 | 6 | 3 | 0,38647 | -0,63085 | -0,37385 |
| Lian | 1 | 3 | 6 | 6 | 2 | 4 | 6 | 5 | 7 | 3 | 6 | 0,38492 | 1,66461 | 0,02743 |
| Derry | 1 | 3 | 2 | 3 | 3 | 4 | 4 | 4 | 4 | 5 | 6 | 0,77974 | -0,99288 | -0,60635 |
| Pandega | 1 | 3 | 3 | 3 | 3 | 3 | 3 | 3 | 3 | 3 | 3 | -0,08509 | -1,56024 | -0,82733 |
| Calvin | 1 | 3 | 7 | 7 | 4 | 6 | 4 | 6 | 6 | 5 | 4 | 0,26134 | 1,19038 | 1,78341 |
| Rizal | 1 | 3 | 4 | 5 | 3 | 5 | 3 | 4 | 5 | 3 | 3 | -0,06351 | -0,32203 | 0,32654 |
| Dwita | 2 | 3 | 4 | 3 | 5 | 2 | 4 | 5 | 2 | 6 | 3 | -0,11304 | -1,59001 | -0,241 |
| Vina | 2 | 3 | 1 | 5 | 5 | 5 | 3 | 5 | 3 | 6 | 7 | 1,11859 | -1,63933 | 0,91021 |
| Adinda | 2 | 3 | 6 | 1 | 2 | 3 | 5 | 6 | 5 | 5 | 2 | -0,8707 | 0,29748 | -1,26127 |

| pria | | | wanita | | |
|---|---|---|---|---|---|
| fac 1 | fac2 | fac3 | fac 1 | fac2 | fac3 |
| -1,27344 | -0,95487 | 1,37587 | 0,1963 | 0,50114 | -0,08058 |
| -1,10006 | 0,47987 | -1,58466 | -0,03629 | -1,59111 | -1,08168 |
| 0,92214 | 0,83891 | 0,68542 | 0,85549 | -0,31946 | -1,84041 |
| 1,01814 | 0,89397 | 0,35333 | 0,77611 | 0,89414 | 1,11171 |
| -1,4831 | 0,41718 | -0,53849 | -0,7507 | -0,5832 | 1,94952 |
| 1,42436 | -1,03182 | -1,23152 | -1,28183 | -1,04653 | 0,53233 |
| 0,72846 | 1,72963 | 0,4009 | -0,09157 | -0,38169 | 0,08354 |
| -0,36583 | -1,08293 | 1,97002 | 0,3807 | -1,28939 | -1,1643 |
| -1,14296 | -0,14949 | 1,41842 | 1,08335 | 0,07751 | 0,38085 |
| 1,82342 | -0,89724 | 2,81585 | -0,40015 | 0,85359 | -0,73702 |
| -0,80024 | -0,52114 | -0,5592 | -2,06003 | 0,32085 | 0,54318 |
| -1,18967 | -0,70769 | -0,4167 | -2,17768 | 0,36516 | -0,30265 |
| 0,7424 | -1,48897 | -2,03841 | -1,58254 | 1,7559 | -0,64948 |
| 0,8085 | 0,46879 | 0,00386 | 2,29494 | -0,61855 | -1,15935 |
| 0,33557 | -0,19473 | 0,14362 | 1,09672 | 0,37665 | 0,41963 |
| 0,18089 | -0,72783 | 0,69405 | 0,58597 | 0,55083 | 0,99063 |
| -0,23492 | -0,88806 | -0,9713 | 0,32242 | -0,39507 | 0,71337 |
| -0,98716 | -0,20408 | 1,02987 | -1,04619 | -0,31154 | -0,04553 |
| 0,26359 | 1,08181 | -1,03853 | 0,46018 | 0,0378 | -0,17473 |
| 1,95396 | 2,15772 | -0,65213 | -1,6153 | 0,38253 | -1,17846 |
| 0,7431 | -0,32143 | -0,22936 | -0,6378 | 1,81933 | -0,6989 |
| -0,33183 | 0,53038 | -0,25336 | 0,33365 | -0,51258 | -0,05921 |
| -0,97127 | 0,24413 | 1,99695 | 0,61301 | 0,87272 | 0,52898 |
| 1,19006 | 1,71946 | -0,30759 | -0,34027 | -0,82032 | 0,11036 |
| -0,72363 | -1,10907 | -0,3966 | -1,00058 | 2,08638 | -0,5324 |
| 0,38492 | 1,66461 | 0,02743 | 0,69288 | 0,27527 | -0,0675 |
| 0,77974 | -0,99288 | -0,60635 | 0,38647 | -0,63085 | -0,37385 |
| -0,08509 | -1,56024 | -0,82733 | -0,11304 | -1,59001 | -0,241 |
| 0,26134 | 1,19038 | 1,78341 | 1,11859 | -1,63933 | 0,91021 |
| -0,06351 | -0,32203 | 0,32654 | -0,8707 | 0,29748 | -1,26127 |

| tipe wajah 1 | | | tipe wajah 2 | | | tipe wajah 3 | | |
|---|---|---|---|---|---|---|---|---|
| fac 1 | fac2 | fac3 | fac 1 | fac2 | fac3 | fac 1 | fac2 | fac3 |
| -1,27344 | -0,95487 | 1,37587 | -0,36583 | -1,08293 | 1,97002 | 1,95396 | 2,15772 | -0,65213 |
| -1,10006 | 0,47987 | -1,58466 | 2,29494 | -0,61855 | -1,15935 | 0,7431 | -0,32143 | -0,22936 |
| 0,1963 | 0,50114 | -0,08058 | -1,14296 | -0,14949 | 1,41842 | -0,33183 | 0,53038 | -0,25336 |
| 0,92214 | 0,83891 | 0,68542 | 1,82342 | -0,89724 | 2,81585 | 0,33365 | -0,51258 | -0,05921 |
| 1,01814 | 0,89397 | 0,35333 | -0,80024 | -0,52114 | -0,5592 | 0,61301 | 0,87272 | 0,52898 |
| -1,4831 | 0,41718 | -0,53849 | 1,09672 | 0,37665 | 0,41963 | -0,97127 | 0,24413 | 1,99695 |
| -0,03629 | -1,59111 | -1,08168 | -1,18967 | -0,70769 | -0,4167 | 1,19006 | 1,71946 | -0,30759 |
| 0,85549 | -0,31946 | -1,84041 | 0,7424 | -1,48897 | -2,03841 | -0,34027 | -0,82032 | 0,11036 |
| 0,77611 | 0,89414 | 1,11171 | 0,8085 | 0,46879 | 0,00386 | -1,00058 | 2,08638 | -0,5324 |
| -0,7507 | -0,5832 | 1,94952 | 0,33557 | -0,19473 | 0,14362 | -0,72363 | -1,10907 | -0,3966 |
| 1,42436 | -1,03182 | -1,23152 | 0,58597 | 0,55083 | 0,99063 | 0,69288 | 0,27527 | -0,0675 |
| 0,72846 | 1,72963 | 0,4009 | 0,18089 | -0,72783 | 0,69405 | 0,38647 | -0,63085 | -0,37385 |
| -1,28183 | -1,04653 | 0,53233 | -0,23492 | -0,88806 | -0,9713 | 0,38492 | 1,66461 | 0,02743 |
| -0,09157 | -0,38169 | 0,08354 | -0,98716 | -0,20408 | 1,02987 | 0,77974 | -0,99288 | -0,60635 |
| 0,3807 | -1,28939 | -1,1643 | 0,26359 | 1,08181 | -1,03853 | -0,08509 | -1,56024 | -0,82733 |
| 1,08335 | 0,07751 | 0,38085 | 0,32242 | -0,39507 | 0,71337 | 0,26134 | 1,19038 | 1,78341 |
| -0,40015 | 0,85359 | -0,73702 | -1,04619 | -0,31154 | -0,04553 | -0,06351 | -0,32203 | 0,32654 |
| -2,06003 | 0,32085 | 0,54318 | 0,46018 | 0,0378 | -0,17473 | -0,11304 | -1,59001 | -0,241 |
| -2,17768 | 0,36516 | -0,30265 | -1,6153 | 0,38253 | -1,17846 | 1,11859 | -1,63933 | 0,91021 |
| -1,58254 | 1,7559 | -0,64948 | -0,6378 | 1,81933 | -0,6989 | -0,8707 | 0,29748 | -1,26127 |

## KETERANGAN

gender :

1 = pria : 30

2 = wanita : 30

tipe wajah :

1 = euryprosopic : 20

2 = mesoprosopic : 20

3 = leptoprosopic : 20

var 1 : canggung - nyaman
var 2 : bodoh - pintar
var 3 : kasual -formal
var 4 : bohong - rumit
var 5 : rumit -sederhana
var 6 : kasar - halus
var 7 : egois - peduli
var 8 : lembut - tegas
var 9 : lamban - cekatan

## 2.3 Plot matrix D-shaped pada wajah mesoprosopic berdasarkan gender responden

plot 1 (x:fac1-aktifiti dan y:fac2-empati)

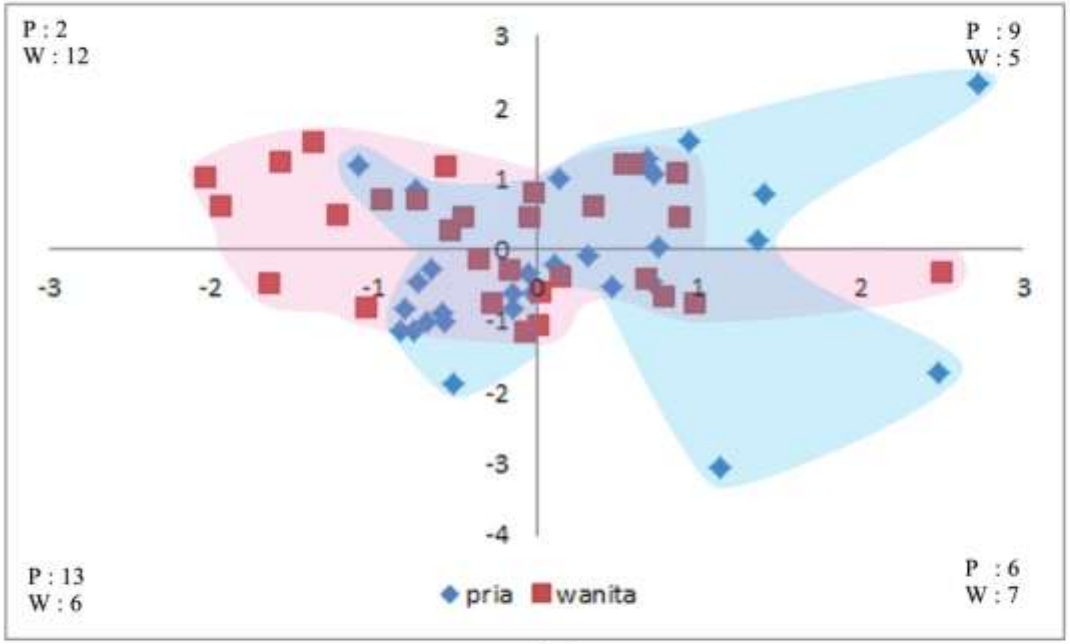


matrix 1

.Persepsi wanita pada faktor kompetensi (plot 2 & 3) dan faktor aktifiti (plot 1 & 2) dominan di wilayah negatif sedangkan faktor empati (plot 1 & 3) dominan di wilayah positif.

Persepsi pria pada faktor kompetensi (plot 2 & 3) dominan diwilayah positif, faktor empati (plot 1 & 3) dominan diwilayah negatif, dan faktor aktifiti (plot 1 & 2) berada di wilayah netral.

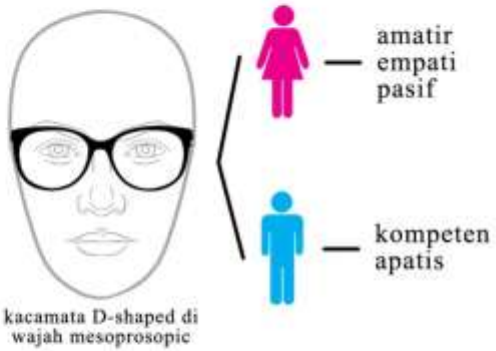


Hasil plot matrix

| gender | kompetensi | empati | aktifiti |
|---|---|---|---|
| pria | + | - | = |
| wanita | - | + | - |

Kedua gender menunjukan persepsi yang kurang ideal pada kacamata D-shaped di tipe wajah mesoprosopic.

plot 2 (x:fac1-aktifiti dan y:fac 3-kompetensi)

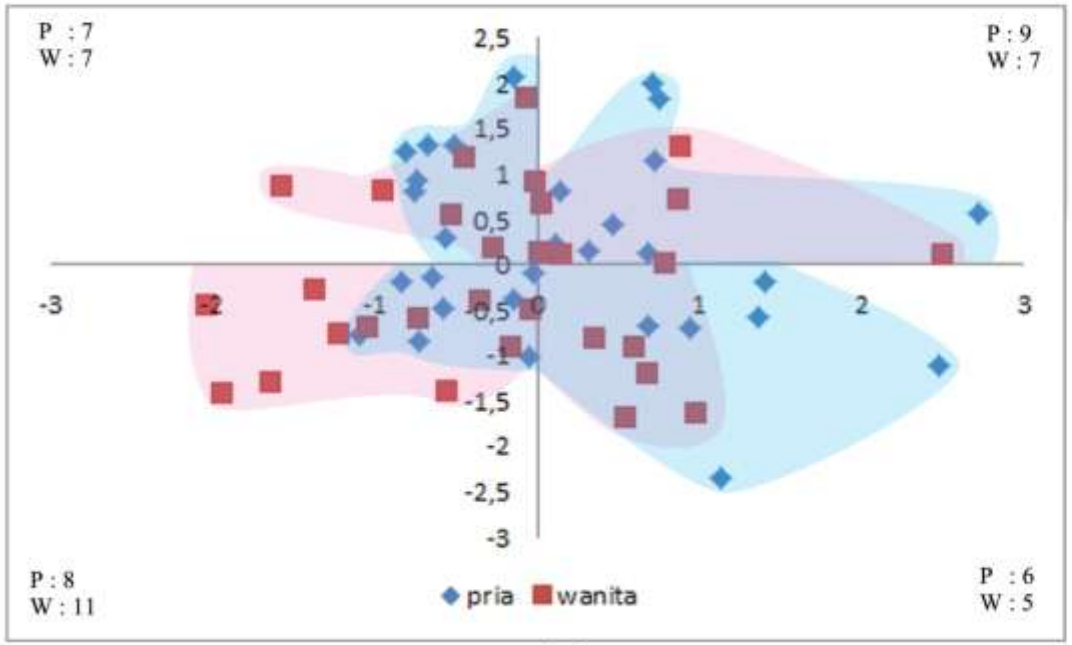


matrix 2

plot 3 (x:fac2-empati dan y:fac 3-kompetensi)

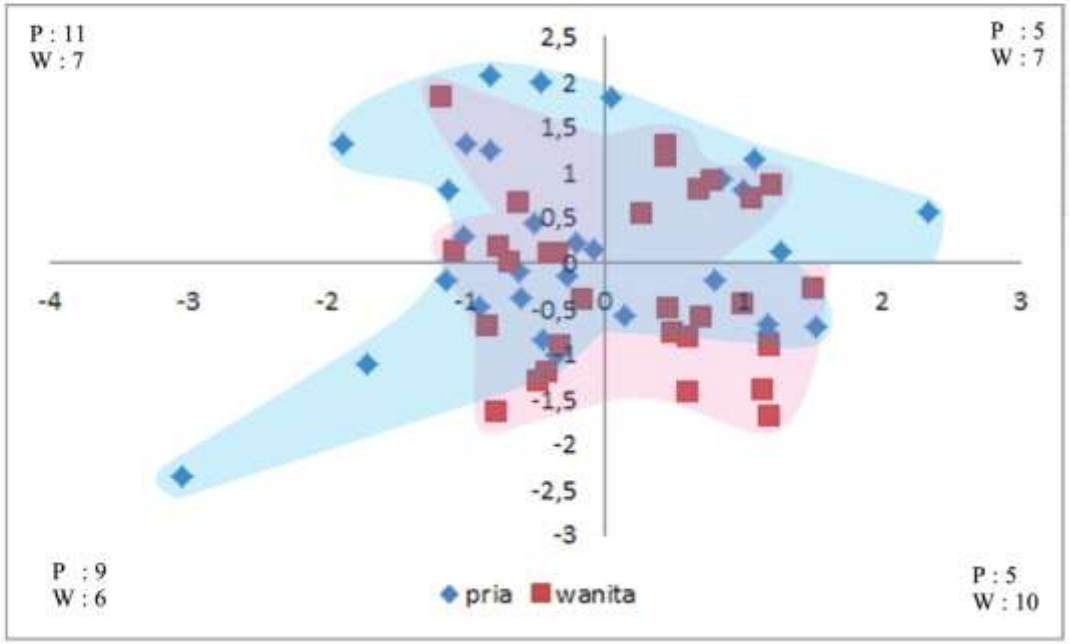


matrix 3

## 2.4 Plot matrix D-shaped pada wajah mesoprosopic berdasarkan tipe wajah responden

plot 1 (x:fac1-aktifiti dan y:fac2-empati)

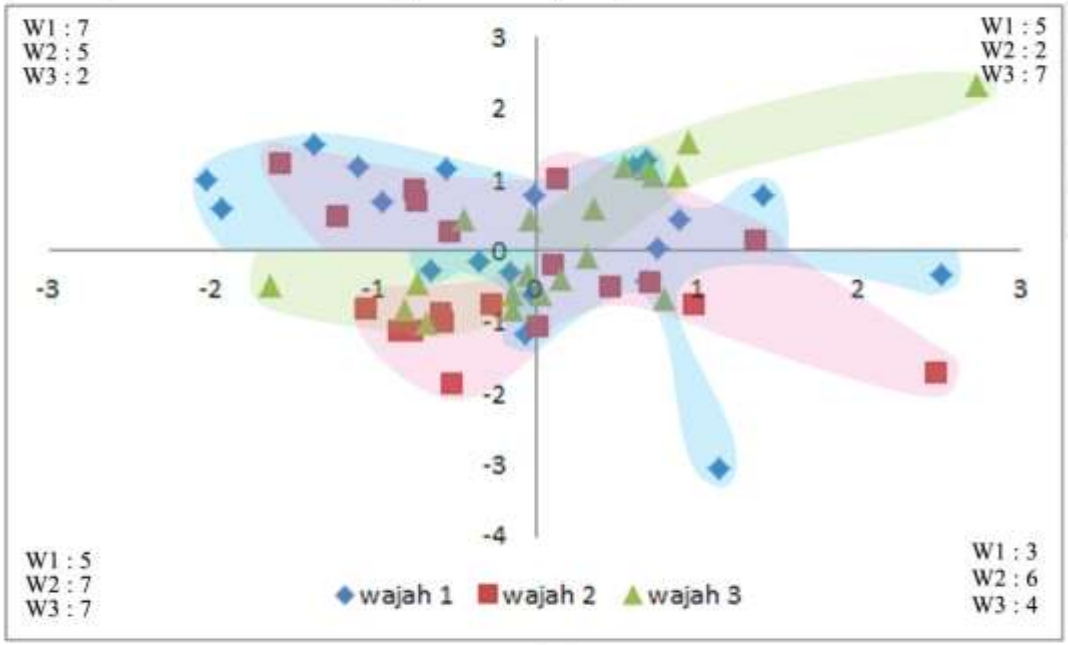


matrix 1

Persepsi responden W1 pada faktor kompetensi (plot 2 & 3) dan faktor aktifiti (plot 1 & 2) dominan di wilayah negatif, sedangkan faktor empati (plot 1 & 3) dominan di wilayah positif.

Persepsi responden W2 pada faktor kompetensi (plot 2 & 3) dominan di wilayah positif, sedangkan faktor empati (plot 1 & 3), dan aktifiti (plot 1 & 2) dominan di wilayah negatif.

Persepsi responden W3 pada faktor kompetensi (plot 2 & 3) dan faktor aktifiti (plot 1 & 3) dominan di wilayah positif, sedangkan faktor empati (plot 1 & 3) dominan di wilayah negatif.

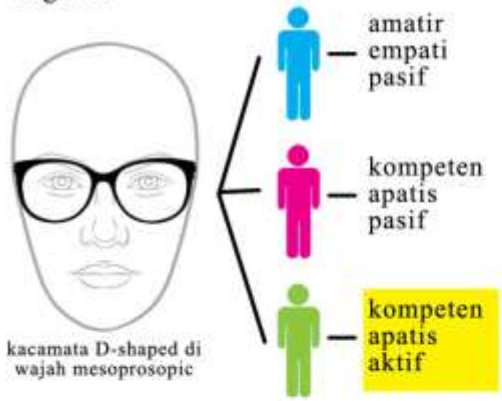


Hasil plot matrix

| tipe wajah | kompetensi | empati | aktifiti |
|---|---|---|---|
| euryprosopic (W1) | - | + | - |
| mesoprosopic (W2) | + | - | - |
| leptoprosopic (W3) | + | - | + |

responden bertipe wajah leptoprosopic (W3) menunjukan persepsi yang ideal pada kacamata D-shaped di tipe wajah mesoprosopic.

plot 2 (x:fac1-aktifiti dan y:fac 3-kompetensi)

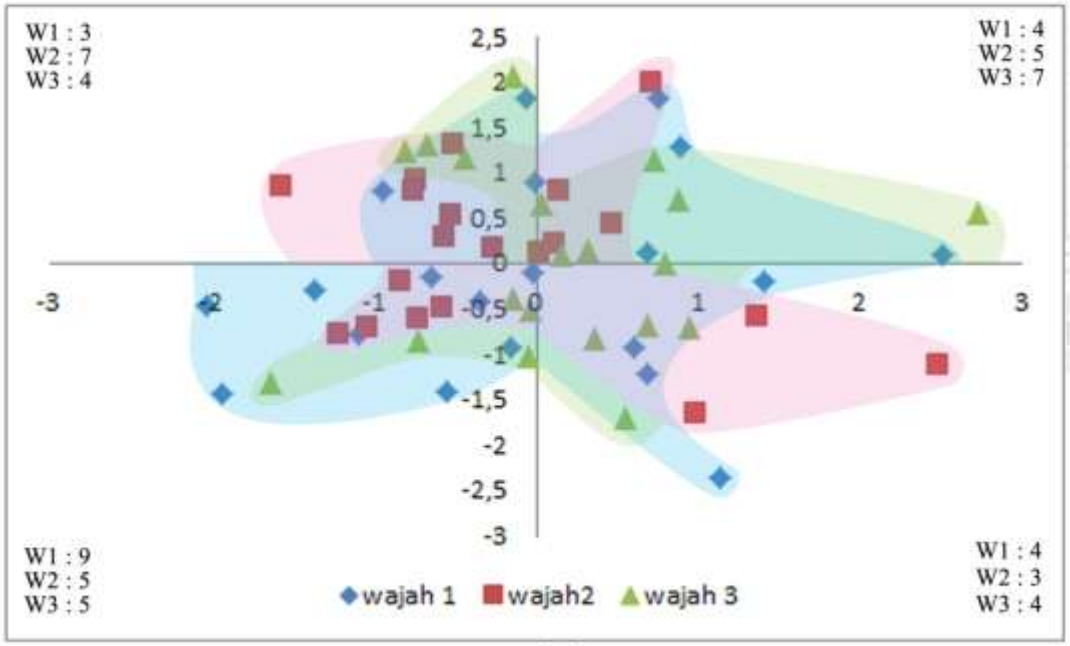


matrix 2

plot 3 (x:fac2-empati dan y:fac 3-kompetensi)

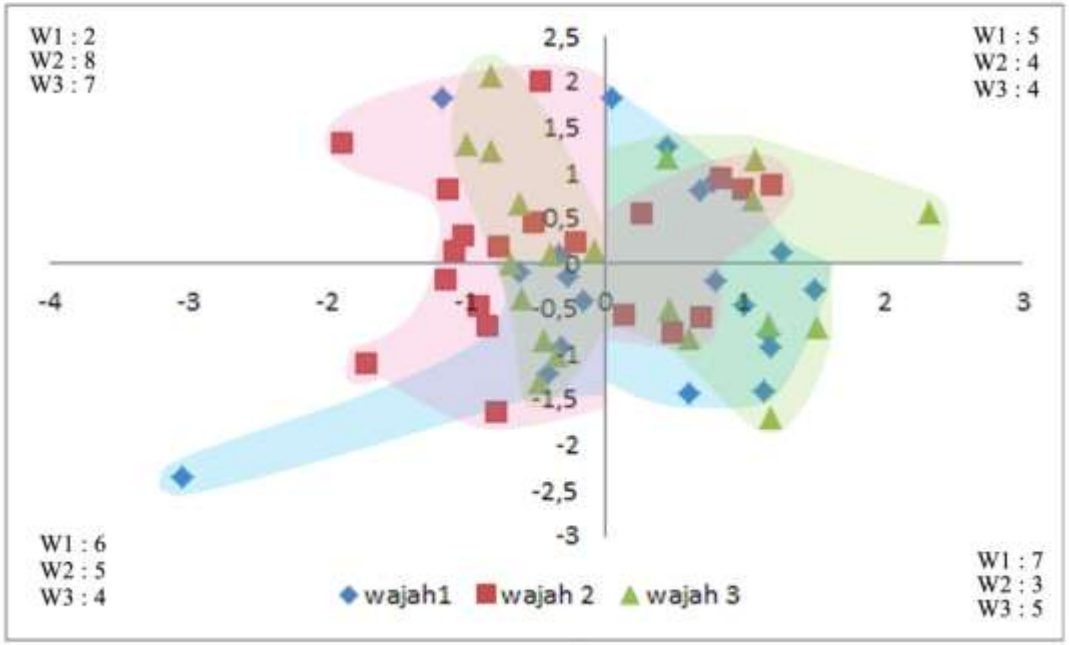


matrix 3

# REGRESSION SCORE (FRAME D-SHAPED-MESOPROSOPIC)

| nama | gender | tipe wajah | var 1 | var 2 | var 3 | var 4 | var 5 | var 6 | var 7 | var 8 | var 9 | fac1 | fac2 | fac3 |
|---|---|---|---|---|---|---|---|---|---|---|---|---|---|---|
| Dale | 1 | 1 | 7 | 5 | 2 | 5 | 6 | 5 | 6 | 4 | 7 | 0,67969 | 1,26771 | 0,12985 |
| Tito | 1 | 1 | 7 | 2 | 2 | 3 | 6 | 6 | 6 | 2 | 3 | -1,08774 | 1,17214 | -0,77321 |
| Nanda | 2 | 1 | 3 | 4 | 2 | 3 | 4 | 6 | 6 | 2 | 5 | -0,9417 | 0,67785 | 0,81752 |
| Wildan | 1 | 1 | 6 | 7 | 6 | 4 | 3 | 2 | 1 | 2 | 1 | 1,12814 | -3,04842 | -2,35786 |
| Lucky | 1 | 1 | 5 | 5 | 2 | 4 | 4 | 4 | 4 | 4 | 4 | -0,01938 | -0,6249 | -0,08588 |
| Farhan | 1 | 1 | 2 | 6 | 3 | 6 | 5 | 3 | 6 | 6 | 6 | 0,75457 | 0,04237 | 1,83682 |
| Cany | 2 | 1 | 5 | 5 | 3 | 4 | 5 | 6 | 3 | 3 | 2 | -0,15985 | -0,31366 | -0,90838 |
| Esti | 2 | 1 | 7 | 4 | 1 | 7 | 3 | 4 | 4 | 2 | 4 | 0,68936 | -0,42107 | -1,20795 |
| Karin | 2 | 1 | 2 | 6 | 3 | 4 | 5 | 4 | 1 | 6 | 7 | -0,05557 | -1,18054 | 1,82813 |
| Denisa | 2 | 1 | 6 | 4 | 2 | 4 | 6 | 4 | 6 | 6 | 6 | -0,00112 | 0,77426 | 0,90913 |
| Pahlevi | 1 | 1 | 3 | 4 | 3 | 4 | 4 | 5 | 5 | 2 | 2 | -0,64963 | -0,27655 | -0,13082 |
| Adit | 1 | 1 | 6 | 6 | 6 | 5 | 5 | 6 | 6 | 5 | 4 | 1,40026 | 0,79569 | -0,19349 |
| Rizkia | 2 | 1 | 7 | 5 | 3 | 5 | 7 | 5 | 6 | 2 | 5 | 0,59741 | 1,19211 | -0,9206 |
| Mega | 2 | 1 | 5 | 4 | 3 | 4 | 5 | 5 | 4 | 3 | 3 | -0,34029 | -0,16037 | -0,40309 |
| Risthie | 2 | 1 | 7 | 7 | 7 | 6 | 4 | 4 | 4 | 6 | 7 | 2,5049 | -0,32931 | 0,10045 |
| Romana | 2 | 1 | 2 | 6 | 6 | 5 | 2 | 7 | 6 | 4 | 5 | 0,89265 | 0,44771 | 1,29837 |
| Zanira | 2 | 1 | 7 | 4 | 2 | 3 | 6 | 7 | 6 | 3 | 1 | -0,55374 | 1,14015 | -1,40559 |
| Andra | 2 | 1 | 5 | 3 | 1 | 3 | 7 | 7 | 6 | 3 | 2 | -1,36765 | 1,49804 | -0,28183 |
| Sarah | 2 | 1 | 5 | 2 | 2 | 1 | 6 | 6 | 7 | 2 | 1 | -2,03249 | 0,99513 | -0,45392 |
| Eka | 2 | 1 | 6 | 3 | 1 | 1 | 7 | 6 | 5 | 1 | 1 | -1,93296 | 0,59528 | -1,41893 |
| Docko | 1 | 2 | 5 | 5 | 3 | 4 | 6 | 6 | 5 | 5 | 6 | 0,14191 | 0,99724 | 0,80377 |
| Suwi | 2 | 2 | 3 | 7 | 1 | 4 | 6 | 2 | 4 | 4 | 4 | 0,01571 | -1,07197 | 0,13475 |
| Fikri | 1 | 2 | 6 | 6 | 7 | 4 | 2 | 6 | 6 | 2 | 5 | 1,36849 | 0,13493 | -0,56896 |
| Tomi | 1 | 2 | 7 | 7 | 6 | 6 | 1 | 2 | 6 | 7 | 1 | 2,47642 | -1,71038 | -1,11084 |
| Aditya | 1 | 2 | 4 | 4 | 2 | 3 | 5 | 6 | 6 | 5 | 4 | -0,74457 | 0,83672 | 0,93292 |
| Sherin | 2 | 2 | 6 | 4 | 1 | 4 | 4 | 4 | 3 | 6 | 4 | -0,27109 | -0,76497 | 0,1694 |
| Ari | 1 | 2 | 2 | 4 | 6 | 6 | 3 | 3 | 6 | 6 | 5 | 0,71225 | -0,46275 | 1,99812 |
| Ijul | 1 | 2 | 5 | 4 | 1 | 3 | 4 | 3 | 3 | 2 | 5 | -0,83764 | -1,14207 | -0,20074 |
| Yusuf | 1 | 2 | 6 | 4 | 4 | 4 | 5 | 5 | 3 | 5 | 5 | 0,1126 | -0,20584 | 0,21587 |
| Tirta | 1 | 2 | 2 | 4 | 3 | 4 | 4 | 4 | 3 | 4 | 3 | -0,75694 | -1,13139 | 0,80104 |
| Berlin | 2 | 2 | 6 | 7 | 3 | 5 | 4 | 5 | 3 | 2 | 3 | 0,98383 | -0,77975 | -1,66085 |
| Yeremia | 1 | 2 | 4 | 3 | 4 | 4 | 4 | 4 | 3 | 4 | 3 | -0,56473 | -1,01363 | 0,29985 |
| Beni | 1 | 2 | 5 | 5 | 2 | 3 | 6 | 4 | 2 | 3 | 4 | -0,57975 | -0,89687 | -0,48784 |
| Samuel | 1 | 2 | 2 | 4 | 3 | 4 | 2 | 3 | 3 | 6 | 3 | -0,51263 | -1,88209 | 1,31145 |
| Jason | 1 | 2 | 5 | 6 | 3 | 4 | 6 | 3 | 4 | 6 | 5 | 0,47425 | -0,51331 | 0,43674 |
| Dinan | 2 | 2 | 7 | 3 | 2 | 2 | 4 | 5 | 2 | 3 | 4 | -1,03402 | -0,83758 | -0,70034 |
| Meylani | 2 | 2 | 6 | 3 | 3 | 3 | 5 | 6 | 6 | 3 | 2 | -0,72992 | 0,70125 | -0,60594 |
| Mayang | 2 | 2 | 4 | 4 | 2 | 4 | 5 | 5 | 5 | 4 | 4 | -0,52684 | 0,26495 | 0,53445 |
| Smitha | 2 | 2 | 6 | 3 | 1 | 3 | 6 | 6 | 4 | 2 | 3 | -1,21376 | 0,48689 | -0,77508 |
| Octavia | 2 | 2 | 2 | 3 | 2 | 3 | 6 | 6 | 7 | 2 | 3 | -1,57244 | 1,20208 | 0,85328 |
| Amal | 1 | 3 | 5 | 6 | 1 | 4 | 7 | 2 | 6 | 3 | 2 | -0,04509 | -0,3436 | -1,02337 |
| Dema | 1 | 3 | 2 | 4 | 3 | 4 | 4 | 4 | 3 | 5 | 4 | -0,66816 | -1,00478 | 1,31988 |
| Adrian | 1 | 3 | 3 | 4 | 3 | 3 | 5 | 4 | 3 | 6 | 4 | -0,80595 | -0,82514 | 1,24627 |
| Sasqia | 2 | 3 | 6 | 4 | 1 | 1 | 6 | 6 | 2 | 2 | 2 | -1,63153 | -0,47482 | -1,30157 |
| Anne | 2 | 3 | 6 | 5 | 4 | 5 | 6 | 5 | 6 | 6 | 6 | 0,8775 | 1,05472 | 0,72087 |
| Ganjar | 1 | 3 | 5 | 6 | 2 | 6 | 6 | 6 | 6 | 2 | 4 | 0,68583 | 1,16596 | -0,6835 |
| Ridho | 1 | 3 | 7 | 3 | 1 | 4 | 6 | 4 | 2 | 2 | 5 | -0,72068 | -0,44464 | -0,83893 |
| Priskila | 2 | 3 | 6 | 4 | 2 | 5 | 5 | 6 | 4 | 3 | 4 | -0,02789 | 0,45657 | -0,50207 |
| Melati | 2 | 3 | 1 | 5 | 2 | 5 | 5 | 5 | 6 | 3 | 4 | -0,43549 | 0,4491 | 1,1745 |
| Bekti | 1 | 3 | 5 | 5 | 2 | 4 | 4 | 5 | 3 | 3 | 4 | -0,142 | -0,59557 | -0,38604 |
| Cica | 2 | 3 | 5 | 6 | 5 | 4 | 4 | 4 | 4 | 4 | 5 | 0,80057 | -0,68396 | 0,01536 |
| Edwina | 2 | 3 | 5 | 6 | 2 | 4 | 5 | 6 | 2 | 6 | 4 | 0,15492 | -0,39331 | 0,10856 |
| Lian | 1 | 3 | 6 | 6 | 2 | 6 | 6 | 6 | 7 | 3 | 4 | 0,94905 | 1,51834 | -0,70236 |
| Derry | 1 | 3 | 2 | 4 | 6 | 4 | 4 | 5 | 2 | 6 | 6 | -0,13734 | -0,82763 | 2,07632 |
| Pandega | 1 | 3 | 7 | 7 | 7 | 7 | 7 | 7 | 7 | 7 | 7 | 2,71925 | 2,33445 | 0,56881 |
| Calvin | 1 | 3 | 7 | 3 | 3 | 5 | 2 | 6 | 4 | 6 | 4 | 0,32371 | -0,08007 | 0,15126 |
| Rizal | 1 | 3 | 6 | 5 | 1 | 5 | 2 | 6 | 7 | 6 | 7 | 0,72218 | 1,07284 | 1,15308 |
| Dwita | 2 | 3 | 5 | 5 | 4 | 3 | 5 | 4 | 3 | 5 | 6 | 0,02891 | -0,62276 | 0,65959 |
| Vina | 2 | 3 | 5 | 5 | 2 | 6 | 5 | 6 | 5 | 2 | 3 | 0,35459 | 0,60292 | -0,82474 |
| Adinda | 2 | 3 | 7 | 6 | 2 | 5 | 7 | 7 | 5 | 3 | 2 | 0,55161 | 1,18632 | -1,69168 |

| pria | | | wanita | | |
|---|---|---|---|---|---|
| fac1 | fac2 | fac3 | fac1 | fac2 | fac3 |
| 0,67969 | 1,26771 | 0,12985 | -0,9417 | 0,67785 | 0,81752 |
| -1,08774 | 1,17214 | -0,77321 | -0,15985 | -0,31366 | -0,90838 |
| 1,12814 | -3,04842 | -2,35786 | 0,68936 | -0,42107 | -1,20795 |
| -0,01938 | -0,6249 | -0,08588 | -0,05557 | -1,18054 | 1,82813 |
| 0,75457 | 0,04237 | 1,83682 | -0,00112 | 0,77426 | 0,90913 |
| -0,64963 | -0,27655 | -0,13082 | 0,59741 | 1,19211 | -0,9206 |
| 1,40026 | 0,79569 | -0,19349 | -0,34029 | -0,16037 | -0,40309 |
| 0,14191 | 0,99724 | 0,80377 | 2,5049 | -0,32931 | 0,10045 |
| 1,36849 | 0,13493 | -0,56896 | 0,89265 | 0,44771 | 1,29837 |
| 2,47642 | -1,71038 | -1,11084 | -0,55374 | 1,14015 | -1,40559 |
| -0,74457 | 0,83672 | 0,93292 | -1,36765 | 1,49804 | -0,28183 |
| 0,71225 | -0,46275 | 1,99812 | -2,03249 | 0,99513 | -0,45392 |
| -0,83764 | -1,14207 | -0,20074 | -1,93296 | 0,59528 | -1,41893 |
| 0,1126 | -0,20584 | 0,21587 | 0,01571 | -1,07197 | 0,13475 |
| -0,75694 | -1,13139 | 0,80104 | -0,27109 | -0,76497 | 0,1694 |
| -0,56473 | -1,01363 | 0,29985 | 0,98383 | -0,77975 | -1,66085 |
| -0,57975 | -0,89687 | -0,48784 | -1,03402 | -0,83758 | -0,70034 |
| -0,51263 | -1,88209 | 1,31145 | -0,72992 | 0,70125 | -0,60594 |
| 0,47425 | -0,51331 | 0,43674 | -0,52684 | 0,26495 | 0,53445 |
| -0,04509 | -0,3436 | -1,02337 | -1,21376 | 0,48689 | -0,77508 |
| -0,66816 | -1,00478 | 1,31988 | -1,57244 | 1,20208 | 0,85328 |
| -0,80595 | -0,82514 | 1,24627 | -1,63153 | -0,47482 | -1,30157 |
| 0,68583 | 1,16596 | -0,6835 | 0,8775 | 1,05472 | 0,72087 |
| -0,72068 | -0,44464 | -0,83893 | -0,02789 | 0,45657 | -0,50207 |
| -0,142 | -0,59557 | -0,38604 | -0,43549 | 0,4491 | 1,1745 |
| 0,94905 | 1,51834 | -0,70236 | 0,80057 | -0,68396 | 0,01536 |
| -0,13734 | -0,82763 | 2,07632 | 0,15492 | -0,39331 | 0,10856 |
| 2,71925 | 2,33445 | 0,56881 | 0,02891 | -0,62276 | 0,65959 |
| 0,32371 | -0,08007 | 0,15126 | 0,35459 | 0,60292 | -0,82474 |
| 0,72218 | 1,07284 | 1,15308 | 0,55161 | 1,18632 | -1,69168 |

| tipe wajah1 | | | tipe wajah 2 | | | tipe wajah 3 | | |
|---|---|---|---|---|---|---|---|---|
| fac1 | fac2 | fac3 | fac1 | fac2 | fac3 | fac1 | fac2 | fac3 |
| 0,67969 | 1,26771 | 0,12985 | 0,14191 | 0,99724 | 0,80377 | -0,04509 | -0,3436 | -1,02337 |
| -1,08774 | 1,17214 | -0,77321 | 0,01571 | -1,07197 | 0,13475 | -0,66816 | -1,00478 | 1,31988 |
| -0,9417 | 0,67785 | 0,81752 | 1,36849 | 0,13493 | -0,56896 | -0,80595 | -0,82514 | 1,24627 |
| 1,12814 | -3,04842 | -2,35786 | 2,47642 | -1,71038 | -1,11084 | -1,63153 | -0,47482 | -1,30157 |
| -0,01938 | -0,6249 | -0,08588 | -0,74457 | 0,83672 | 0,93292 | 0,8775 | 1,05472 | 0,72087 |
| 0,75457 | 0,04237 | 1,83682 | -0,27109 | -0,76497 | 0,1694 | 0,68583 | 1,16596 | -0,6835 |
| -0,15985 | -0,31366 | -0,90838 | 0,71225 | -0,46275 | 1,99812 | -0,72068 | -0,44464 | -0,83893 |
| 0,68936 | -0,42107 | -1,20795 | -0,83764 | -1,14207 | -0,20074 | -0,02789 | 0,45657 | -0,50207 |
| -0,05557 | -1,18054 | 1,82813 | 0,1126 | -0,20584 | 0,21587 | -0,43549 | 0,4491 | 1,1745 |
| -0,00112 | 0,77426 | 0,90913 | -0,75694 | -1,13139 | 0,80104 | -0,142 | -0,59557 | -0,38604 |
| -0,64963 | -0,27655 | -0,13082 | 0,98383 | -0,77975 | -1,66085 | 0,80057 | -0,68396 | 0,01536 |
| 1,40026 | 0,79569 | -0,19349 | -0,56473 | -1,01363 | 0,29985 | 0,15492 | -0,39331 | 0,10856 |
| 0,59741 | 1,19211 | -0,9206 | -0,57975 | -0,89687 | -0,48784 | 0,94905 | 1,51834 | -0,70236 |
| -0,34029 | -0,16037 | -0,40309 | -0,51263 | -1,88209 | 1,31145 | -0,13734 | -0,82763 | 2,07632 |
| 2,5049 | -0,32931 | 0,10045 | 0,47425 | -0,51331 | 0,43674 | 2,71925 | 2,33445 | 0,56881 |
| 0,89265 | 0,44771 | 1,29837 | -1,03402 | -0,83758 | -0,70034 | 0,32371 | -0,08007 | 0,15126 |
| -0,55374 | 1,14015 | -1,40559 | -0,72992 | 0,70125 | -0,60594 | 0,72218 | 1,07284 | 1,15308 |
| -1,36765 | 1,49804 | -0,28183 | -0,52684 | 0,26495 | 0,53445 | 0,02891 | -0,62276 | 0,65959 |
| -2,03249 | 0,99513 | -0,45392 | -1,21376 | 0,48689 | -0,77508 | 0,35459 | 0,60292 | -0,82474 |
| -1,93296 | 0,59528 | -1,41893 | -1,57244 | 1,20208 | 0,85328 | 0,55161 | 1,18632 | -1,69168 |

## KETERANGAN

gender :
1 = pria : 30
2 = wanita : 30

tipe wajah :
1 = euryprosopic : 20
2 = mesoprosopic : 20
3 = leptoprosopic : 20

var 1 : canggung - nyaman
var 2 : bodoh - pintar
var 3 : kasual -formal
var 4 : bohong - rumit
var 5 : rumit -sederhana
var 6 : kasar - halus
var 7 : egois - peduli
var 8 : lembut - tegas
var 9 : lamban - cekatan

## 2.5 Plot matrix D-shaped pada wajah leptoprosopic berdasarkan gender responden

plot 1 (x:fac1-kompetensi dan y:fac2-empati)

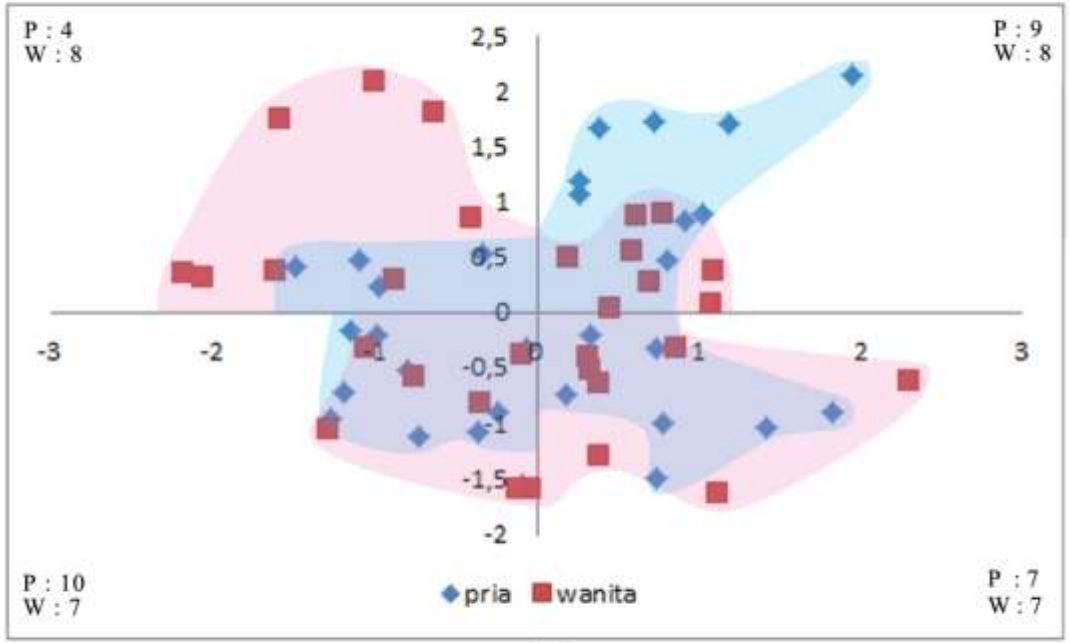


matrix 1

Persepsi wanita pada faktor kompetensi (plot 1 & 2) berada di wilayah netral, faktor empati (plot 1 & 3) dominan di wilayah positif, sedangkan faktor akitifiti (plot 2 & 3) dominan di wilayah negatif

Persepsi pria pada faktor kompetensi (plot 1 & 2) dominan di wilayah positif, faktor empati (plot 1 & 3) dominan di wilayah negatif dan faktor akitifiti (plot 2 & 3) berada di wilayah netral.

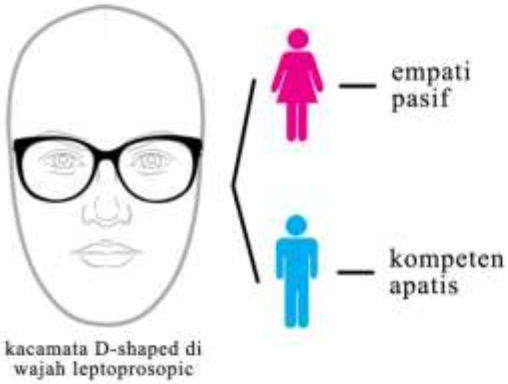


Hasil plot matrix

| gender | kompetensi | empati | aktifiti |
|---|---|---|---|
| pria | + | - | = |
| wanita | = | + | - |

Kedua gender menunjukan persepsi yang kurang ideal pada kacamata D-shaped di tipe wajah leptoprosopic.

plot 2 (x:fac1-kompetensi dan y:fac 3-aktifiti)

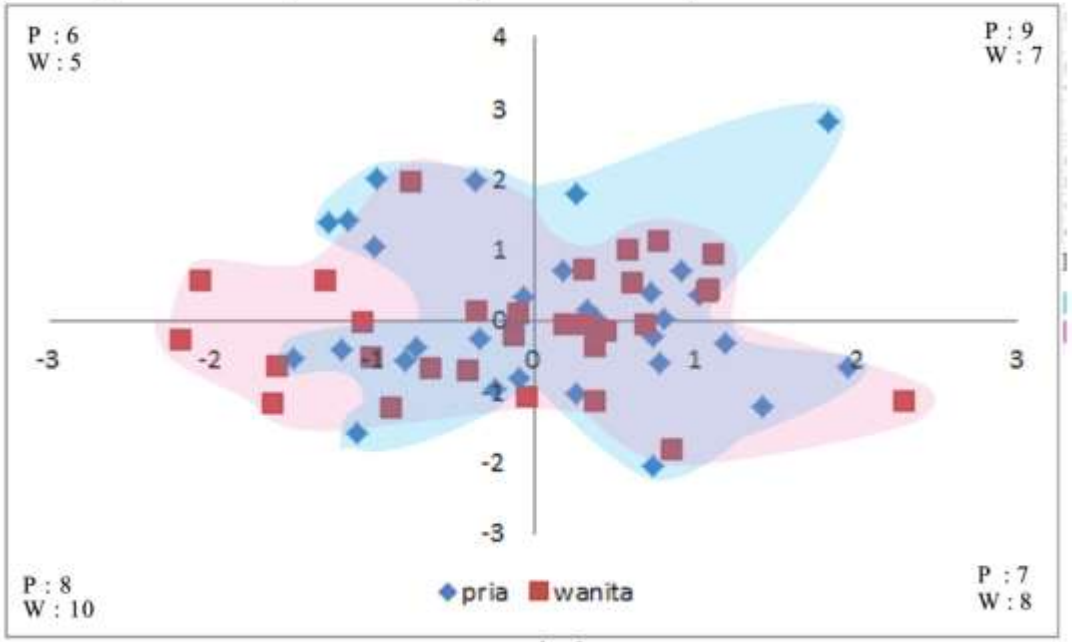


matrix 2

plot 3 (x:fac2-empati dan y:fac 3-aktifiti)

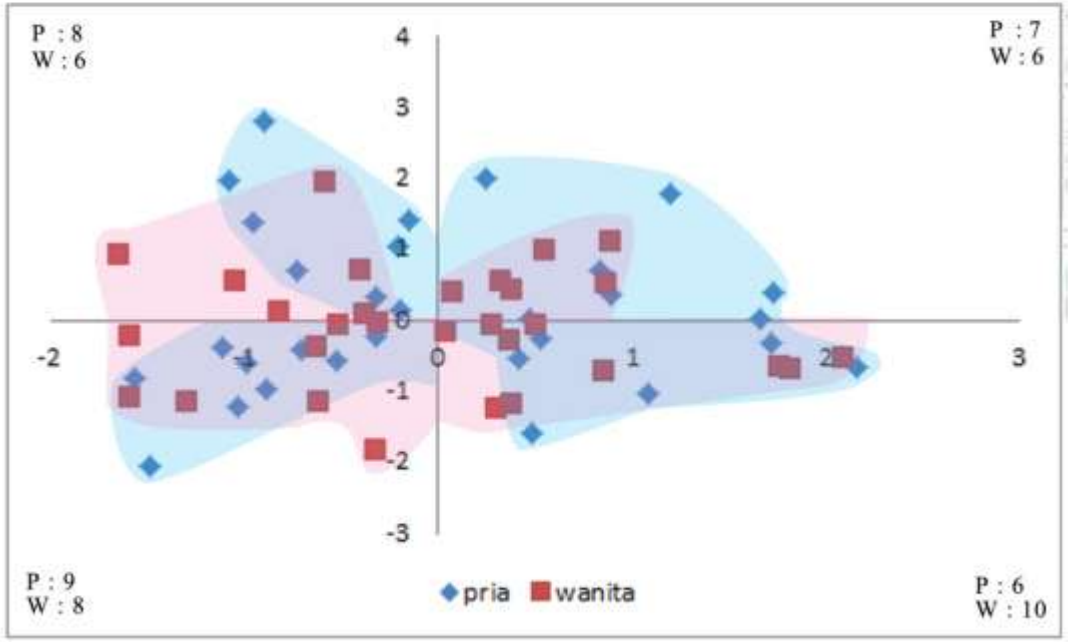


matrix 3

## 2.6 Plot matrix D-shaped pada wajah leptoprosopic berdasarkan tipe wajah responden

### plot 1 (x:fac1-kompetensi dan y:fac2-empati)

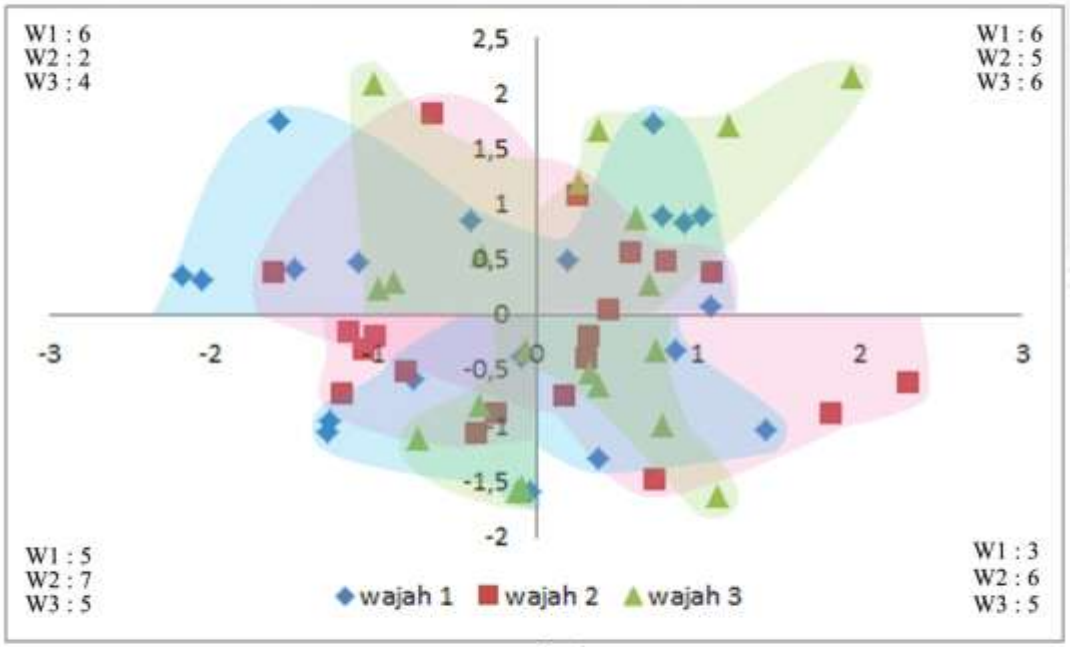


matrix 1

Persepsi responden W1 pada faktor kompetensi (plot 1 & 2) dominan di wilayah negatif, faktor empati (plot 1 & 3) dominan di wilayah positif, dan faktor aktifiti (plot 2 & 3) berada diwilyah netral.

Persepsi responden W2 pada faktor kompetensi (plot 1 & 2) dominan di wilayah positif, faktor empati (plot 1 & 3) dominan di wilayah negatif, dan faktor aktifiti (plot 2 & 3) berada di wilayah netral.

Persepsi responden W3 pada faktor kompetensi (plot 1 & 2) dominan di wilayah positif, faktor empati (plot 1 & 3) dominan di wilayah netral dan faktor aktifiti (plot 2 & 3) dominan di wilayah negatif.

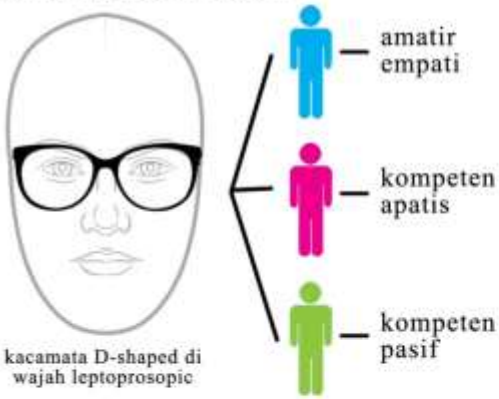


Hasil plot matrix

| tipe wajah | kompetensi | empati | aktifiti |
|---|---|---|---|
| euryprosopic (W1) | - | + | = |
| mesoprosopic (W2) | + | - | = |
| leptoprosopic (W3) | + | = | - |

Semua tipe responden menunjukan persepsi yang kurang ideal pada kacamata D-shaped di tipe wajah leptoprosopic.

### plot 2 (x:fac1-kompetensi dan y:fac 3-aktifiti)

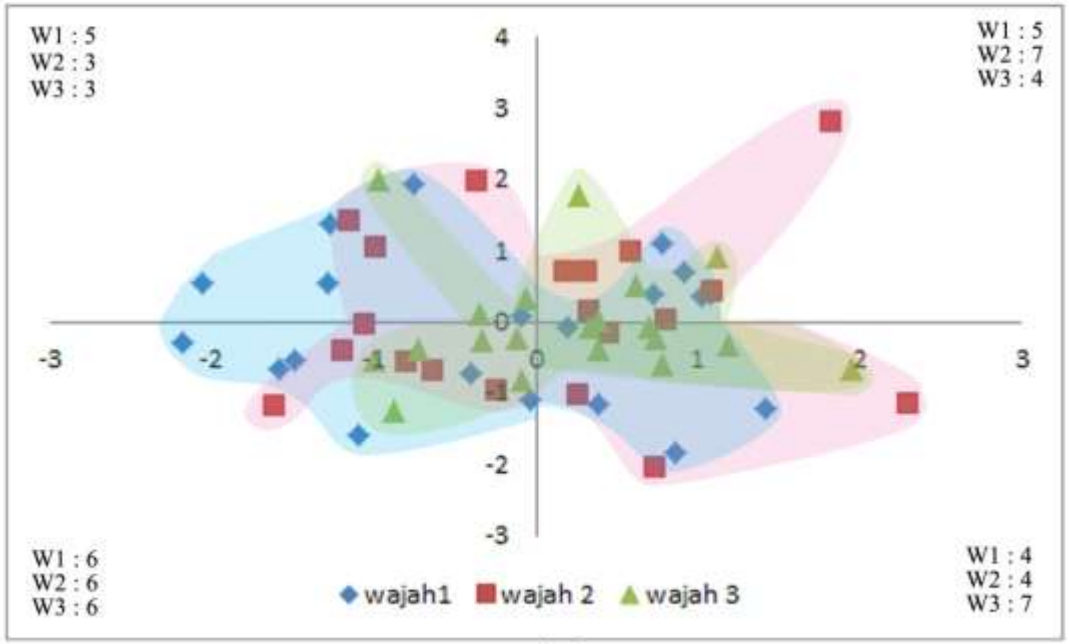


matrix 2

### plot 3 (x:fac2-empati dan y:fac 3-aktifiti)

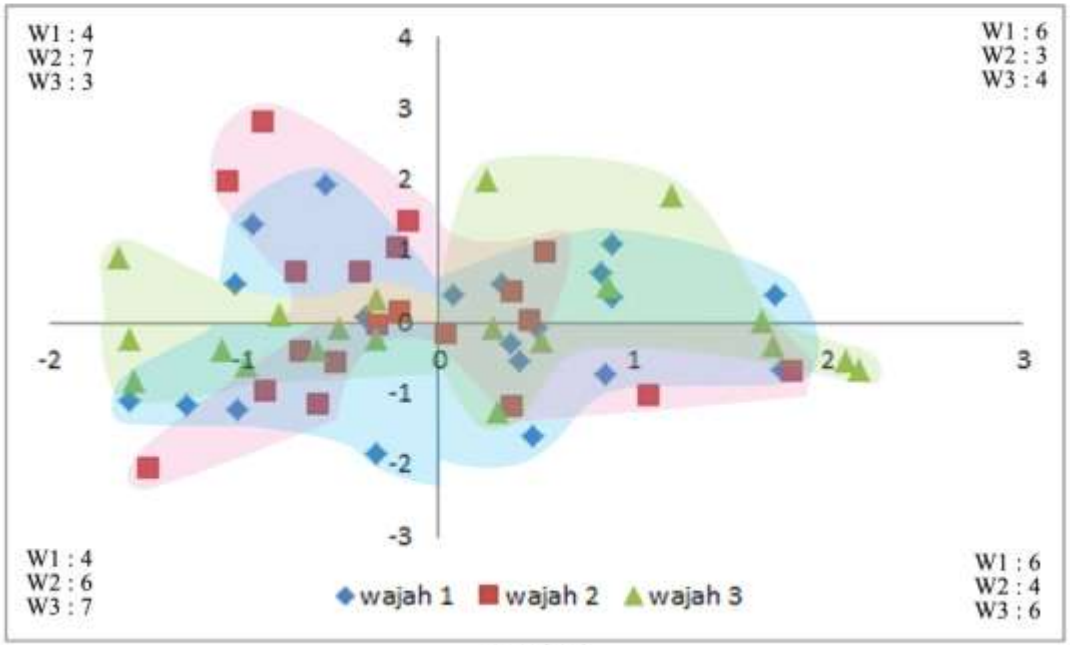


matrix 3

# Analisa kacamata cateye

- PCA cat eye
- Nilai regressi, kordinat x & y pada setiap factor.
- plot matrix responden gender (pria : 30,  wanita : 30)
-plot matrix responden tipe wajah ( W1 : 20, W2 : 20, W3 : 20)

Plot matrix merupakan persebaran posisi persepsi responden sehingga didapatkan wilayah paling dominan. Kordinat x dan y didapatkan dari nilai regresi faktor. Berdasarkan hasil rotasi faktor didapatkan 3 faktor, meliputi faktor kompetensi, empati, dan aktifiti.  Berikut proses  membaca matrix :

1. matrix kanan  > kiri maka fac x = positif (+)
2. matrix kanan  < kiri maka fac x = negatif (-)
3. matrix atas  > bawah maka fac y = positif (+)
4. matrix atas  < bawah maka fac y = negatif (-)

namun jika

5. matrix kanan  = kiri atau matrix atas = bawah maka fac x / fac y = netral (=).

# PRINCIPAL COMPONENT ANALYSIS (FRAME CAT EYE)

## Frame rectangel ( 9 variabel )

### KMO and Bartlletts test ( euryprosopic )

| | | |
|---|---|---|
| Kaiser-Meyer-Olkin Measure of Sampling Adequacy. | | ,534 |
| Bartlett's Test of Sphericity | Approx. Chi-Square | 135,723 |
| | df | 36 |
| | Sig. | ,000 |

### KMO and Bartlletts test ( mesoprosopic )

| | | |
|---|---|---|
| Kaiser-Meyer-Olkin Measure of Sampling Adequacy. | | ,533 |
| Bartlett's Test of Sphericity | Approx. Chi-Square | 89,739 |
| | df | 36 |
| | Sig. | ,000 |

### KMO and Bartlletts test ( leptoprosopic )

| | | |
|---|---|---|
| Kaiser-Meyer-Olkin Measure of Sampling Adequacy. | | ,505 |
| Bartlett's Test of Sphericity | Approx. Chi-Square | 73,925 |
| | df | 36 |
| | Sig. | ,000 |

### factor rotation ( euryprosopic )

Rotated Component Matrix[a]

| | Component | | |
|---|---|---|---|
| | 1 | 2 | 3 |
| canggung_nyaman | ,643 | ,470 | -,054 |
| bodoh_pintar | -,009 | ,601 | ,570 |
| kasual_formal | -,162 | ,008 | ,726 |
| bohong_jujur | ,158 | ,072 | ,842 |
| rumit_sederhana | ,690 | -,104 | -,147 |
| kasar_halus | ,747 | -,251 | ,149 |
| egois_peduli | ,738 | -,159 | ,021 |
| lembut_tegas | -,313 | ,776 | ,015 |
| lamban_cekatan | -,075 | ,768 | ,075 |

### factor rotation ( mesoprosopic )

Rotated Component Matrix[a]

| | Component | | |
|---|---|---|---|
| | 1 | 2 | 3 |
| canggung_nyaman | ,164 | -,058 | ,661 |
| bodoh_pintar | ,631 | ,011 | ,307 |
| kasual_formal | ,443 | ,009 | -,248 |
| bohong_jujur | ,307 | ,451 | -,633 |
| rumit_sederhana | -,156 | ,748 | -,072 |
| kasar_halus | ,101 | ,399 | ,637 |
| egois_peduli | -,143 | ,880 | ,079 |
| lembut_tegas | ,771 | -,241 | ,020 |
| lamban_cekatan | ,784 | -,113 | ,124 |

### factor rotation ( leptoprosopic )

Rotated Component Matrix[a]

| | Component | | | |
|---|---|---|---|---|
| | 1 | 2 | 3 | 4 |
| canggung_nyaman | ,097 | ,697 | ,159 | ,025 |
| bodoh_pintar | ,382 | ,247 | ,701 | ,055 |
| kasual_formal | -,260 | -,278 | ,747 | ,001 |
| bohong_jujur | -,111 | ,087 | ,184 | ,816 |
| rumit_sederhana | -,185 | -,131 | -,416 | ,614 |
| kasar_halus | -,249 | ,637 | ,013 | -,343 |
| egois_peduli | -,052 | ,660 | -,282 | ,164 |
| lembut_tegas | ,813 | -,148 | -,178 | -,141 |
| lamban_cekatan | ,859 | ,038 | ,219 | -,102 |

### Total variance explained ( euryprosopic )

| Component | Initial Eigenvalues | | | Extraction Sums of Squared Loadings | | | Rotation Sums of Squared Loadings | | |
|---|---|---|---|---|---|---|---|---|---|
| | Total | % of Variance | Cumulative % | Total | % of Variance | Cumulative % | Total | % of Variance | Cumulative % |
| 1 | 2,492 | 27,688 | 27,688 | 2,492 | 27,688 | 27,688 | 2,146 | 23,848 | 23,848 |
| 2 | 1,904 | 21,154 | 48,842 | 1,904 | 21,154 | 48,842 | 1,880 | 20,887 | 44,735 |
| 3 | 1,244 | 13,817 | 62,659 | 1,244 | 13,817 | 62,659 | 1,613 | 17,924 | 62,659 |
| 4 | ,983 | 10,917 | 73,576 | | | | | | |
| 5 | ,767 | 8,528 | 82,104 | | | | | | |
| 6 | ,701 | 7,786 | 89,889 | | | | | | |
| 7 | ,340 | 3,779 | 93,668 | | | | | | |
| 8 | ,310 | 3,444 | 97,112 | | | | | | |
| 9 | ,260 | 2,888 | 100,000 | | | | | | |

| factor 1 | factor 2 | factor 3 |
|---|---|---|
| nyaman | pintar | formal |
| sederhana | tegas | jujur |
| halus | cekatan | |
| peduli | | |

Pada tabel total varience explained (euryprosopic) , terdapat **3 faktor** yang terbentuk dengan total persentase yang dapat menjelaskan variasi sebesar **62,7 %.**

1. score fac 1 : 2.492 - 27,7 % variasi
2. score fac 2 : 1.904 - 21,2 % variasi
3. score fac 3 : 1.244 - 13,8 % variasi

kompetensi empati aktifiti

### Total variance explained ( mesoprosopic )

| Component | Initial Eigenvalues | | | Extraction Sums of Squared Loadings | | | Rotation Sums of Squared Loadings | | |
|---|---|---|---|---|---|---|---|---|---|
| | Total | % of Variance | Cumulative % | Total | % of Variance | Cumulative % | Total | % of Variance | Cumulative % |
| 1 | 2,269 | 25,208 | 25,208 | 2,269 | 25,208 | 25,208 | 1,980 | 21,995 | 21,995 |
| 2 | 1,535 | 17,058 | 42,266 | 1,535 | 17,058 | 42,266 | 1,771 | 19,675 | 41,670 |
| 3 | 1,373 | 15,251 | 57,517 | 1,373 | 15,251 | 57,517 | 1,426 | 15,847 | 57,517 |
| 4 | ,948 | 10,530 | 68,047 | | | | | | |
| 5 | ,910 | 10,108 | 78,154 | | | | | | |
| 6 | ,698 | 7,750 | 85,905 | | | | | | |
| 7 | ,560 | 6,221 | 92,126 | | | | | | |
| 8 | ,413 | 4,587 | 96,713 | | | | | | |
| 9 | ,296 | 3,287 | 100,000 | | | | | | |

| factor 1 | factor 2 | factor 3 |
|---|---|---|
| pintar | sederhana | nyaman |
| formal | peduli | jujur |
| tegas | | halus |
| cekatan | | |

Pada tabel total varience explained (mesoprosopic) , terdapat **3 faktor** yang terbentuk dengan total persentase yang dapat menjelaskan variasi sebesar **57,5 %.**

1. score fac 1 : 2.269 - 25,2 % variasi
2. score fac 2 : 1.535 - 17,1 % variasi
3. score fac 3 : 1.373 - 15,3 % variasi

kompetensi empati aktifiti

### Total variance explained ( leptoprosopic )

| Component | Initial Eigenvalues | | | Extraction Sums of Squared Loadings | | | Rotation Sums of Squared Loadings | | |
|---|---|---|---|---|---|---|---|---|---|
| | Total | % of Variance | Cumulative % | Total | % of Variance | Cumulative % | Total | % of Variance | Cumulative % |
| 1 | 1,975 | 21,946 | 21,946 | 1,975 | 21,946 | 21,946 | 1,734 | 19,265 | 19,265 |
| 2 | 1,528 | 16,981 | 38,927 | 1,528 | 16,981 | 38,927 | 1,515 | 16,828 | 36,093 |
| 3 | 1,344 | 14,932 | 53,859 | 1,344 | 14,932 | 53,859 | 1,441 | 16,016 | 52,110 |
| 4 | 1,063 | 11,817 | 65,675 | 1,063 | 11,817 | 65,675 | 1,221 | 13,566 | 65,675 |
| 5 | ,850 | 9,561 | 75,236 | | | | | | |
| 6 | ,787 | 8,749 | 83,985 | | | | | | |
| 7 | ,676 | 7,509 | 91,494 | | | | | | |
| 8 | ,501 | 5,566 | 97,060 | | | | | | |
| 9 | ,265 | 2,940 | 100,000 | | | | | | |

| factor 1 | factor 2 | factor 3 | factor 4 |
|---|---|---|---|
| tegas | nyaman | pintar | jujur |
| cekatan | halus | formal | sederhana |
| | peduli | | |

Pada tabel total varience explained (leptoprosopic) , terdapat **4 faktor** yang terbentuk dengan total persentase yang dapat menjelaskan variasi sebesar **65,7 %.**

1. score fac 1 : 1.975 - 21,9 % variasi
2. score fac 2 : 1.528 - 17,0 % variasi
3. score fac 3 : 1.344 - 14,9 % variasi
4. score fac 4 : 1.063 - 11,8 % variasi

kompetensi empati aktifiti

# REGRESSION SCORE (FRAME CATEYE-EURYPROSOPIC)

| nama | gender | tipe wajah | var 1 | var 2 | var 3 | var 4 | var 5 | var 6 | var 7 | var 8 | var 9 | fac 1 | fac 2 | fac 3 |
|---|---|---|---|---|---|---|---|---|---|---|---|---|---|---|
| Dale | 1 | 1 | 4 | 5 | 4 | 5 | 3 | 2 | 4 | 5 | 5 | -0,28072 | -0,37442 | 0,58421 |
| Tito | 1 | 1 | 2 | 7 | 7 | 6 | 1 | 2 | 4 | 6 | 6 | -1,23103 | -0,13925 | 2,40147 |
| Nanda | 2 | 1 | 3 | 4 | 4 | 4 | 3 | 4 | 4 | 3 | 4 | -0,04122 | -1,7501 | 0,40556 |
| Wildan | 1 | 1 | 5 | 6 | 2 | 2 | 1 | 1 | 1 | 7 | 7 | -1,39427 | 1,5797 | -1,21697 |
| Lucky | 1 | 1 | 5 | 6 | 5 | 3 | 3 | 3 | 3 | 6 | 6 | -0,15283 | 0,61809 | 0,17186 |
| Farhan | 1 | 1 | 5 | 5 | 5 | 6 | 6 | 5 | 2 | 3 | 2 | 0,87501 | -1,83233 | 1,48712 |
| Cany | 2 | 1 | 5 | 6 | 6 | 5 | 3 | 3 | 1 | 7 | 4 | -0,6509 | 0,15691 | 1,22196 |
| Esti | 2 | 1 | 7 | 7 | 7 | 7 | 7 | 7 | 7 | 7 | 7 | 3,07337 | 1,25434 | 2,37985 |
| Karin | 2 | 1 | 7 | 6 | 5 | 4 | 1 | 3 | 3 | 7 | 5 | -0,12347 | 0,96486 | 0,50327 |
| Denisa | 2 | 1 | 5 | 6 | 6 | 6 | 2 | 4 | 2 | 6 | 6 | -0,24924 | 0,31699 | 1,75078 |
| Pahlevi | 1 | 1 | 6 | 6 | 3 | 4 | 3 | 2 | 2 | 6 | 6 | -0,22567 | 1,01635 | -0,15512 |
| Adit | 1 | 1 | 4 | 3 | 3 | 3 | 5 | 5 | 4 | 3 | 3 | 0,79561 | -1,93549 | -0,54965 |
| Rizkia | 2 | 1 | 5 | 3 | 1 | 2 | 3 | 3 | 3 | 5 | 1 | -0,1744 | -1,44091 | -1,66607 |
| Mega | 2 | 1 | 3 | 4 | 3 | 4 | 3 | 3 | 3 | 6 | 5 | -0,56659 | -0,46877 | -0,21246 |
| Risthie | 2 | 1 | 6 | 5 | 7 | 3 | 2 | 2 | 2 | 6 | 7 | -0,69586 | 0,86121 | 0,31696 |
| Romana | 2 | 1 | 6 | 5 | 2 | 3 | 6 | 5 | 5 | 6 | 6 | 1,74612 | 0,73623 | -0,92182 |
| Zanira | 2 | 1 | 6 | 7 | 2 | 4 | 3 | 4 | 5 | 6 | 7 | 1,02505 | 1,40871 | -0,03015 |
| Andra | 2 | 1 | 5 | 6 | 2 | 3 | 4 | 2 | 2 | 7 | 7 | -0,26963 | 1,50237 | -0,90938 |
| Sarah | 2 | 1 | 6 | 7 | 2 | 4 | 2 | 5 | 1 | 5 | 6 | 0,21251 | 0,80293 | 0,17864 |
| Eka | 2 | 1 | 3 | 5 | 4 | 3 | 4 | 3 | 4 | 6 | 6 | -0,18102 | 0,02557 | -0,2062 |
| Docko | 1 | 2 | 2 | 3 | 2 | 2 | 3 | 3 | 4 | 5 | 6 | -0,58213 | -0,72773 | -1,37265 |
| Suwi | 2 | 2 | 1 | 5 | 3 | 4 | 2 | 2 | 3 | 7 | 7 | -1,44739 | 0,20265 | -0,01151 |
| Fikri | 1 | 2 | 6 | 6 | 2 | 4 | 2 | 6 | 6 | 5 | 7 | 1,53583 | 0,7495 | 0,06287 |
| Tomi | 1 | 2 | 2 | 1 | 7 | 1 | 1 | 6 | 2 | 5 | 3 | -1,16032 | -2,54689 | -0,37418 |
| Aditya | 1 | 2 | 3 | 6 | 2 | 5 | 5 | 2 | 6 | 2 | 6 | 0,64248 | -0,78121 | 0,4131 |
| Sherin | 2 | 2 | 5 | 6 | 2 | 3 | 4 | 4 | 3 | 4 | 5 | 0,52408 | -0,07622 | -0,42578 |
| Ari | 1 | 2 | 3 | 5 | 3 | 3 | 2 | 2 | 3 | 5 | 5 | -0,97916 | -0,4349 | -0,33803 |
| Ijul | 1 | 2 | 6 | 4 | 1 | 4 | 5 | 3 | 4 | 6 | 4 | 0,84892 | 0,08429 | -1,05629 |
| Yusuf | 1 | 2 | 4 | 5 | 5 | 6 | 3 | 3 | 2 | 6 | 6 | -0,5018 | 0,03731 | 1,19049 |
| Tirta | 1 | 2 | 1 | 6 | 1 | 6 | 2 | 2 | 2 | 2 | 2 | -1,32626 | -2,41092 | 1,01602 |
| Berlin | 2 | 2 | 6 | 7 | 4 | 6 | 2 | 4 | 4 | 7 | 7 | 0,53916 | 1,43793 | 1,27046 |
| Yeremia | 1 | 2 | 4 | 3 | 4 | 4 | 5 | 3 | 3 | 6 | 6 | 0,02188 | -0,1816 | -0,41974 |
| Beni | 1 | 2 | 6 | 4 | 3 | 4 | 5 | 7 | 7 | 2 | 4 | 2,55897 | -1,48387 | 0,14008 |
| Samuel | 1 | 2 | 5 | 5 | 5 | 6 | 6 | 3 | 1 | 6 | 6 | 0,13498 | 0,3396 | 0,91058 |
| Jason | 1 | 2 | 6 | 4 | 2 | 3 | 6 | 3 | 2 | 7 | 6 | 0,52668 | 0,98676 | -1,42897 |
| Dinan | 2 | 2 | 6 | 5 | 3 | 4 | 5 | 4 | 5 | 6 | 4 | 1,23692 | 0,0714 | -0,19456 |
| Meylani | 2 | 2 | 6 | 4 | 3 | 3 | 5 | 4 | 3 | 2 | 4 | 0,91567 | -1,16547 | -0,56786 |
| Mayang | 2 | 2 | 7 | 4 | 1 | 1 | 4 | 4 | 4 | 4 | 4 | 1,07954 | -0,1732 | -2,02887 |
| Smitha | 2 | 2 | 5 | 6 | 2 | 3 | 2 | 3 | 3 | 6 | 7 | -0,17385 | 1,10189 | -0,61766 |
| Octavia | 2 | 2 | 5 | 6 | 6 | 6 | 2 | 4 | 2 | 5 | 7 | -0,17403 | 0,33637 | 1,77177 |
| Amal | 1 | 3 | 2 | 3 | 1 | 3 | 5 | 3 | 6 | 2 | 7 | 0,53612 | -1,23578 | -1,18948 |
| Dema | 1 | 3 | 4 | 6 | 2 | 4 | 3 | 6 | 6 | 3 | 6 | 1,34082 | -0,53999 | 0,34528 |
| Adrian | 1 | 3 | 5 | 5 | 5 | 3 | 2 | 3 | 3 | 6 | 5 | -0,41958 | 0,09291 | 0,05565 |
| Sasqia | 2 | 3 | 5 | 5 | 5 | 3 | 2 | 1 | 2 | 7 | 7 | -1,11658 | 1,11693 | -0,293 |
| Anne | 2 | 3 | 3 | 5 | 4 | 3 | 4 | 3 | 4 | 6 | 6 | -0,18102 | 0,02557 | -0,2062 |
| Ganjar | 1 | 3 | 3 | 4 | 2 | 2 | 2 | 3 | 1 | 6 | 3 | -1,3007 | -0,87928 | -1,13663 |
| Ridho | 1 | 3 | 6 | 4 | 1 | 2 | 5 | 4 | 5 | 6 | 6 | 1,27069 | 0,69862 | -1,83182 |
| Priskila | 2 | 3 | 3 | 7 | 6 | 5 | 1 | 2 | 2 | 7 | 7 | -1,4452 | 0,81371 | 1,51912 |
| Melati | 2 | 3 | 2 | 7 | 2 | 4 | 1 | 2 | 1 | 7 | 7 | -1,73306 | 0,92726 | 0,12222 |
| Bekti | 1 | 3 | 3 | 3 | 2 | 3 | 1 | 2 | 2 | 5 | 6 | -1,39063 | -0,49231 | -1,05333 |
| Cica | 2 | 3 | 5 | 6 | 6 | 4 | 2 | 4 | 4 | 6 | 4 | 0,0403 | -0,20015 | 1,08735 |
| Edwina | 2 | 3 | 6 | 5 | 2 | 2 | 2 | 5 | 4 | 6 | 6 | 0,65762 | 0,72436 | -1,08039 |
| Lian | 1 | 3 | 4 | 6 | 2 | 3 | 3 | 2 | 1 | 6 | 6 | -0,90749 | 0,69414 | -0,66596 |
| Derry | 1 | 3 | 5 | 6 | 4 | 4 | 4 | 4 | 2 | 6 | 6 | 0,177 | 0,59905 | 0,30747 |
| Pandega | 1 | 3 | 6 | 5 | 1 | 6 | 1 | 3 | 4 | 6 | 6 | 0,20311 | 0,70295 | 0,1053 |
| Calvin | 1 | 3 | 5 | 5 | 4 | 5 | 2 | 5 | 5 | 2 | 4 | 0,81155 | -1,51658 | 1,08901 |
| Rizal | 1 | 3 | 4 | 5 | 2 | 3 | 2 | 4 | 1 | 6 | 7 | -0,63577 | 0,62323 | -0,70043 |
| Dwita | 2 | 3 | 4 | 5 | 4 | 3 | 2 | 5 | 3 | 4 | 5 | -0,02085 | -0,76075 | 0,17837 |
| Vina | 2 | 3 | 3 | 6 | 6 | 2 | 1 | 3 | 3 | 5 | 6 | -1,08684 | -0,17294 | 0,40186 |
| Adinda | 2 | 3 | 4 | 5 | 3 | 3 | 3 | 2 | 3 | 5 | 6 | -0,51049 | 0,11039 | -0,52752 |

| pria | | | wanita | | |
|---|---|---|---|---|---|
| fac 1 | fac 2 | fac 3 | fac 1 | fac 2 | fac 3 |
| -0,28072 | -0,37442 | 0,58421 | -0,04122 | -1,7501 | 0,40556 |
| -1,23103 | -0,13925 | 2,40147 | -0,6509 | 0,15691 | 1,22196 |
| -1,39427 | 1,5797 | -1,21697 | 3,07337 | 1,25434 | 2,37985 |
| -0,15283 | 0,61809 | 0,17186 | -0,12347 | 0,96486 | 0,50327 |
| 0,87501 | -1,83233 | 1,48712 | -0,24924 | 0,31699 | 1,75078 |
| -0,22567 | 1,01635 | -0,15512 | -0,1744 | -1,44091 | -1,66607 |
| 0,79561 | -1,93549 | -0,54965 | -0,56659 | -0,46877 | -0,21246 |
| -0,58213 | -0,72773 | -1,37265 | -0,69586 | 0,86121 | 0,31696 |
| 1,53583 | 0,7495 | 0,06287 | 1,74612 | 0,73623 | -0,92182 |
| -1,16032 | -2,54689 | -0,37418 | 1,02505 | 1,40871 | -0,03015 |
| 0,64248 | -0,78121 | 0,4131 | -0,26963 | 1,50237 | -0,90938 |
| -0,97916 | -0,4349 | -0,33803 | 0,21251 | 0,80293 | 0,17864 |
| 0,84892 | 0,08429 | -1,05629 | -0,18102 | 0,02557 | -0,2062 |
| -0,5018 | 0,03731 | 1,19049 | -1,44739 | 0,20265 | -0,01151 |
| -1,32626 | -2,41092 | 1,01602 | 0,52408 | -0,07622 | -0,42578 |
| 0,02188 | -0,1816 | -0,41974 | 0,53916 | 1,43793 | 1,27046 |
| 2,55897 | -1,48387 | 0,14008 | 1,23692 | 0,0714 | -0,19456 |
| 0,13498 | 0,3396 | 0,91058 | 0,91567 | -1,16547 | -0,56786 |
| 0,52668 | 0,98676 | -1,42897 | 1,07954 | -0,1732 | -2,02887 |
| 0,53612 | -1,23578 | -1,18948 | -0,17385 | 1,10189 | -0,61766 |
| 1,34082 | -0,53999 | 0,34528 | -0,17403 | 0,33637 | 1,77177 |
| -0,41958 | 0,09291 | 0,05565 | -1,11658 | 1,11693 | -0,293 |
| -1,3007 | -0,87928 | -1,13663 | -0,18102 | 0,02557 | -0,2062 |
| 1,27069 | 0,69862 | -1,83182 | -1,4452 | 0,81371 | 1,51912 |
| -1,39063 | -0,49231 | -1,05333 | -1,73306 | 0,92726 | 0,12222 |
| -0,90749 | 0,69414 | -0,66596 | 0,0403 | -0,20015 | 1,08735 |
| 0,177 | 0,59905 | 0,30747 | 0,65762 | 0,72436 | -1,08039 |
| 0,20311 | 0,70295 | 0,1053 | -0,02085 | -0,76075 | 0,17837 |
| 0,81155 | -1,51658 | 1,08901 | -1,08684 | -0,17294 | 0,40186 |
| -0,63577 | 0,62323 | -0,70043 | -0,51049 | 0,11039 | -0,52752 |

| tipe wajah 1 | | | tipe wajah 2 | | | tipe wajah 3 | | |
|---|---|---|---|---|---|---|---|---|
| fac 1 | fac 2 | fac 3 | fac 1 | fac 2 | fac 3 | fac 1 | fac 2 | fac 3 |
| -0,28072 | -0,37442 | 0,58421 | -0,58213 | -0,72773 | -1,37265 | 0,53612 | -1,23578 | -1,18948 |
| -1,23103 | -0,13925 | 2,40147 | -1,44739 | 0,20265 | -0,01151 | 1,34082 | -0,53999 | 0,34528 |
| -0,04122 | -1,7501 | 0,40556 | 1,53583 | 0,7495 | 0,06287 | -0,41958 | 0,09291 | 0,05565 |
| -1,39427 | 1,5797 | -1,21697 | -1,16032 | -2,54689 | -0,37418 | -1,11658 | 1,11693 | -0,293 |
| -0,15283 | 0,61809 | 0,17186 | 0,64248 | -0,78121 | 0,4131 | -0,18102 | 0,02557 | -0,2062 |
| 0,87501 | -1,83233 | 1,48712 | 0,52408 | -0,07622 | -0,42578 | -1,3007 | -0,87928 | -1,13663 |
| -0,6509 | 0,15691 | 1,22196 | -0,97916 | -0,4349 | -0,33803 | 1,27069 | 0,69862 | -1,83182 |
| 3,07337 | 1,25434 | 2,37985 | 0,84892 | 0,08429 | -1,05629 | -1,4452 | 0,81371 | 1,51912 |
| -0,12347 | 0,96486 | 0,50327 | -0,5018 | 0,03731 | 1,19049 | -1,73306 | 0,92726 | 0,12222 |
| -0,24924 | 0,31699 | 1,75078 | -1,32626 | -2,41092 | 1,01602 | -1,39063 | -0,49231 | -1,05333 |
| -0,22567 | 1,01635 | -0,15512 | 0,53916 | 1,43793 | 1,27046 | 0,0403 | -0,20015 | 1,08735 |
| 0,79561 | -1,93549 | -0,54965 | 0,02188 | -0,1816 | -0,41974 | 0,65762 | 0,72436 | -1,08039 |
| -0,1744 | -1,44091 | -1,66607 | 2,55897 | -1,48387 | 0,14008 | -0,90749 | 0,69414 | -0,66596 |
| -0,56659 | -0,46877 | -0,21246 | 0,13498 | 0,3396 | 0,91058 | 0,177 | 0,59905 | 0,30747 |
| -0,69586 | 0,86121 | 0,31696 | 0,52668 | 0,98676 | -1,42897 | 0,20311 | 0,70295 | 0,1053 |
| 1,74612 | 0,73623 | -0,92182 | 1,23692 | 0,0714 | -0,19456 | 0,81155 | -1,51658 | 1,08901 |
| 1,02505 | 1,40871 | -0,03015 | 0,91567 | -1,16547 | -0,56786 | -0,63577 | 0,62323 | -0,70043 |
| -0,26963 | 1,50237 | -0,90938 | 1,07954 | -0,1732 | -2,02887 | -0,02085 | -0,76075 | 0,17837 |
| 0,21251 | 0,80293 | 0,17864 | -0,17385 | 1,10189 | -0,61766 | -1,08684 | -0,17294 | 0,40186 |
| -0,18102 | 0,02557 | -0,2062 | -0,17403 | 0,33637 | 1,77177 | -0,51049 | 0,11039 | -0,52752 |

## KETERANGAN

gender :
1 = pria : 30
2 = wanita : 30

tipe wajah :
1 = euryprosopic : 20
2 = mesoprosopic : 20
3 = leptoprosopic : 20

var 1 : canggung - nyaman
var 2 : bodoh - pintar
var 3 : kasual -formal
var 4 : bohong - rumit
var 5 : rumit -sederhana
var 6 : kasar - halus
var 7 : egois - peduli
var 8 : lembut - tegas
var 9 : lamban - cekatan

## 3.1 Plot matrix cateye pada wajah euryprosopic berdasarkan gender responden

### plot 1 (x:fac1-empati dan y:fac2-kompetensi)

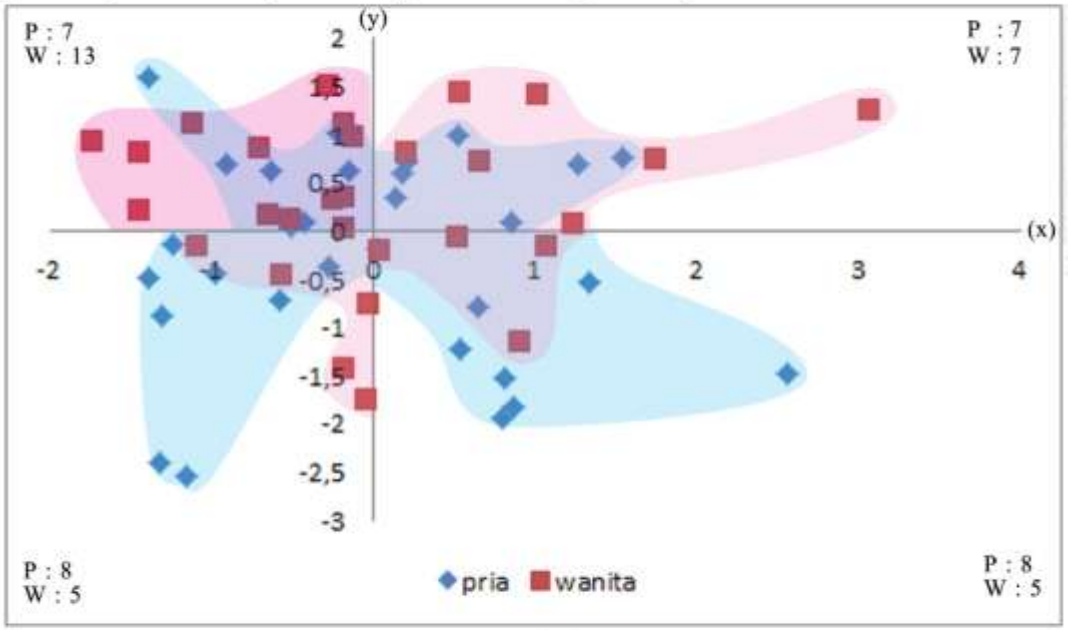


matrix 1

Persepsi wanita pada faktor kompetensi (plot 1 & 3) ) dominan di wilayah positif sedangkan empati (plot 1 & 2) dan faktor aktifiti (plot 2 & 3) dominan di wilayah negatif.

Persepsi pria pada faktor kompetensi (plot 1 & 3) dominan di wilayah negatif, sedangkan faktor empati (plot 1 & 2) dan aktifiti (plot 2 & 3) berada di wilayah netral.

Hasil plot matrix

| gender | kompetensi | empati | aktifiti |
|---|---|---|---|
| pria | - | = | = |
| wanita | + | - | - |

Kedua gender menunjukan persepsi yang kurang ideal pada kacamata cateye di tipe wajah euryprosopic.

### plot 2 (x:fac1-empati dan y:fac 3-aktifiti)

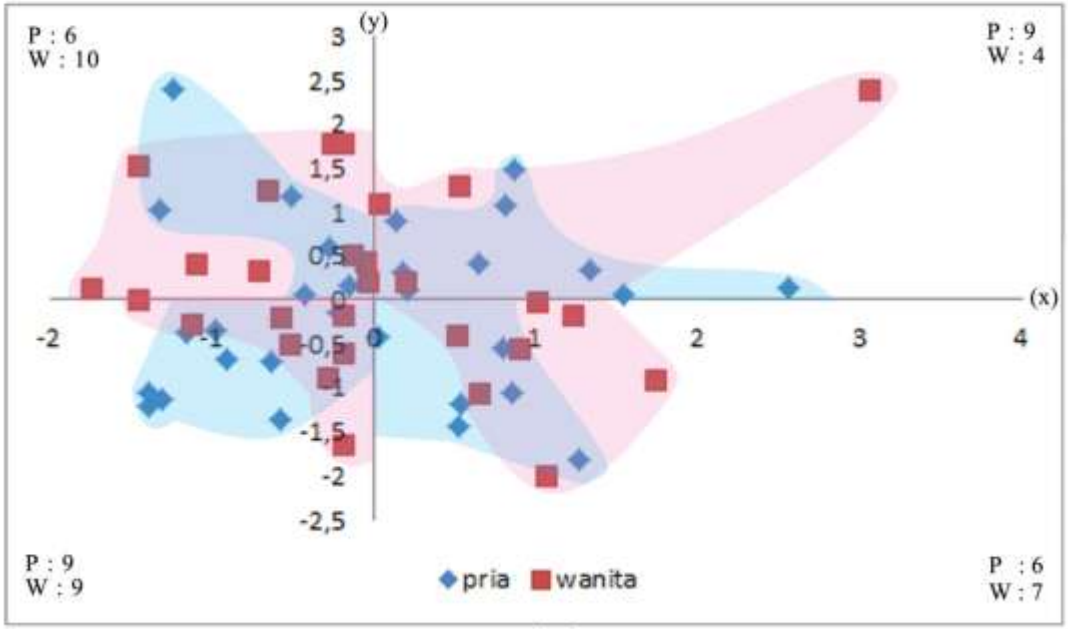


matrix 2

### plot 3 (x:fac2-kompetensi dan y:fac 3-aktifiti)

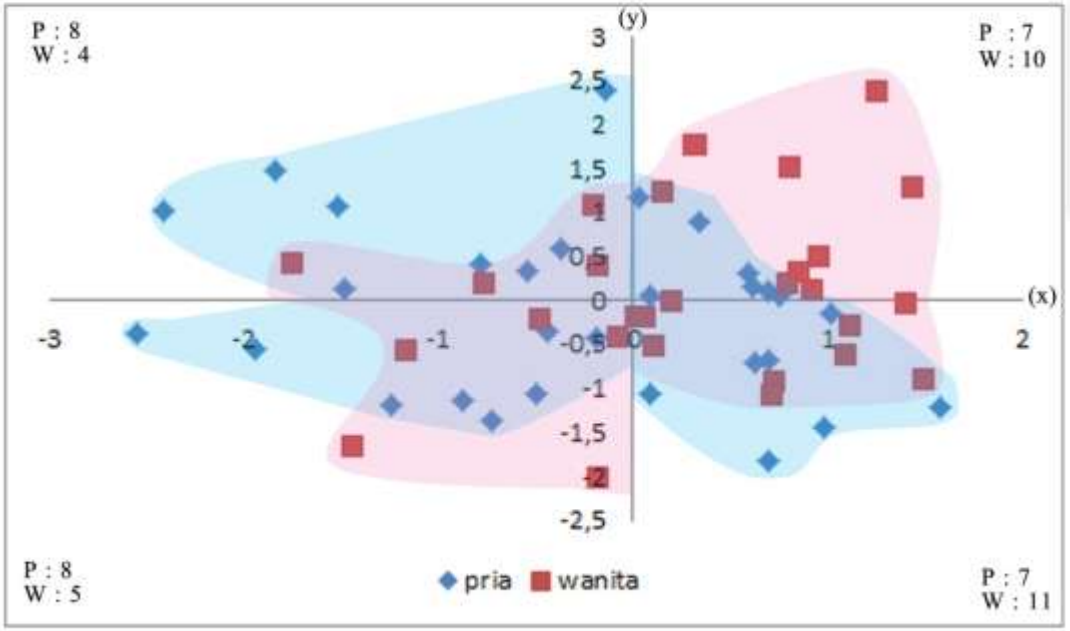


matrix 3

## 3.2 Plot matrix cateye pada wajah euryprosopic berdasarkan tipe wajah responden

plot 1 (x: fac 1-empati dan y : fac 2-kompetensi)

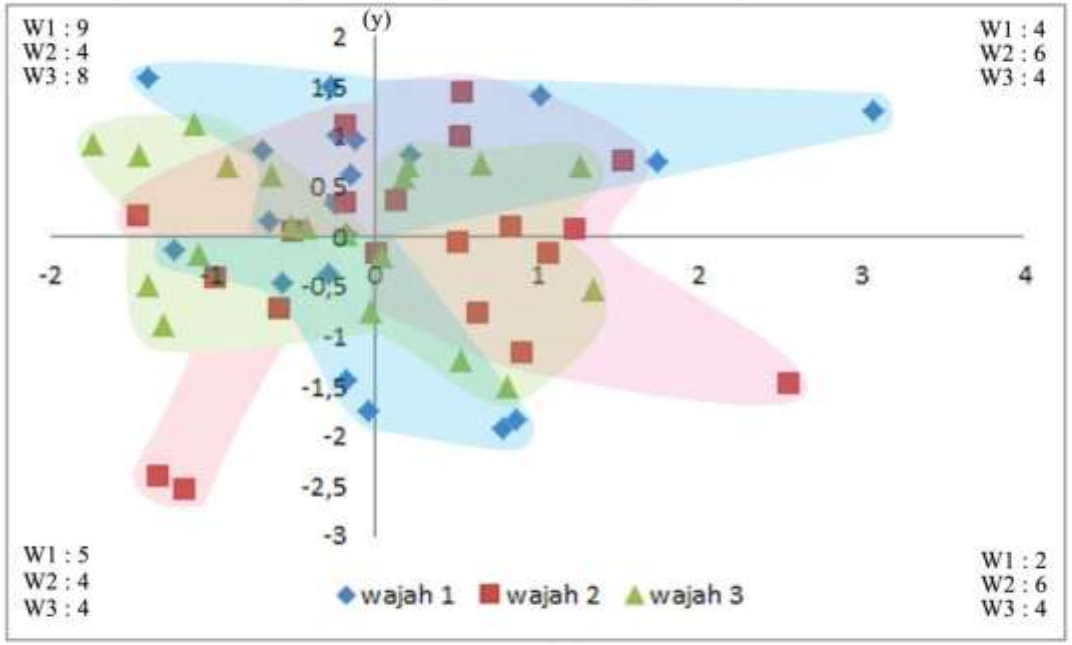


matrix 1

Persepsi responden W1 pada faktor kompetensi (plot 1 & 3) dan aktifiti (plot 2 & 3) dominan di wilayah positif, sedangkan faktor empati (plot 1 & 2) dominan di wilayah negatif.

Persepsi responden W2 pada faktor kompetensi (plot 1 & 3) berada di wilayah netral , faktor empati (plot 1 & 2) dominan di wilayah positif dan faktor aktifiti (plot 2 & 3) dominan di wilayah negatif

Persepsi responden W3 pada faktor kompetensi (plot 1 & 3) dominan di wilayah positif, faktor empati (plot 1 & 2) dominan di wilayah negatif dan faktor aktifiti (plot 2 & 3) berada di wilayah netral.

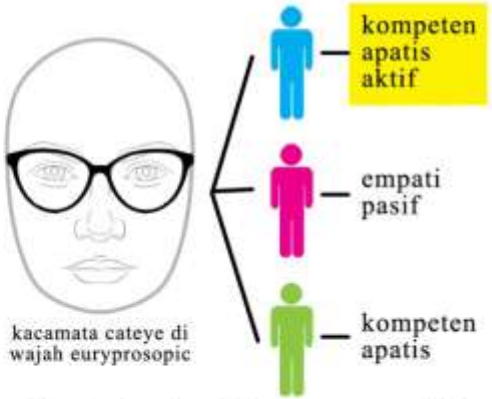


Hasil plot matrix

| tipe wajah | kompetensi | empati | aktifiti |
|---|---|---|---|
| euryprosopic (W1) | + | - | + |
| mesoprosopic (W2) | = | + | - |
| leptoprosopic (W3) | + | - | = |

Responden bertipe wajah euryprosopic (W1) menunjukan persepsi ideal pada kacamata cateye di tipe wajah euryprosopic.

plot 2 (x: fac 1-empati dan y : fac 2-aktifiti)

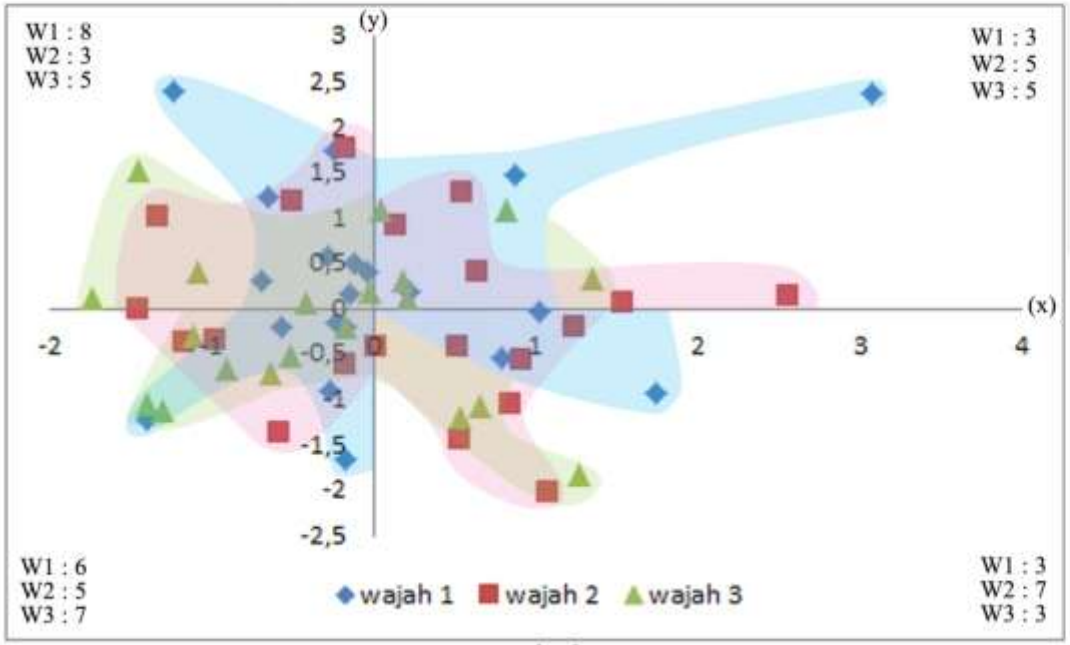


matrix 2

plot 3 (x: fac 2-kompetensi dan y : fac 3-aktifiti)

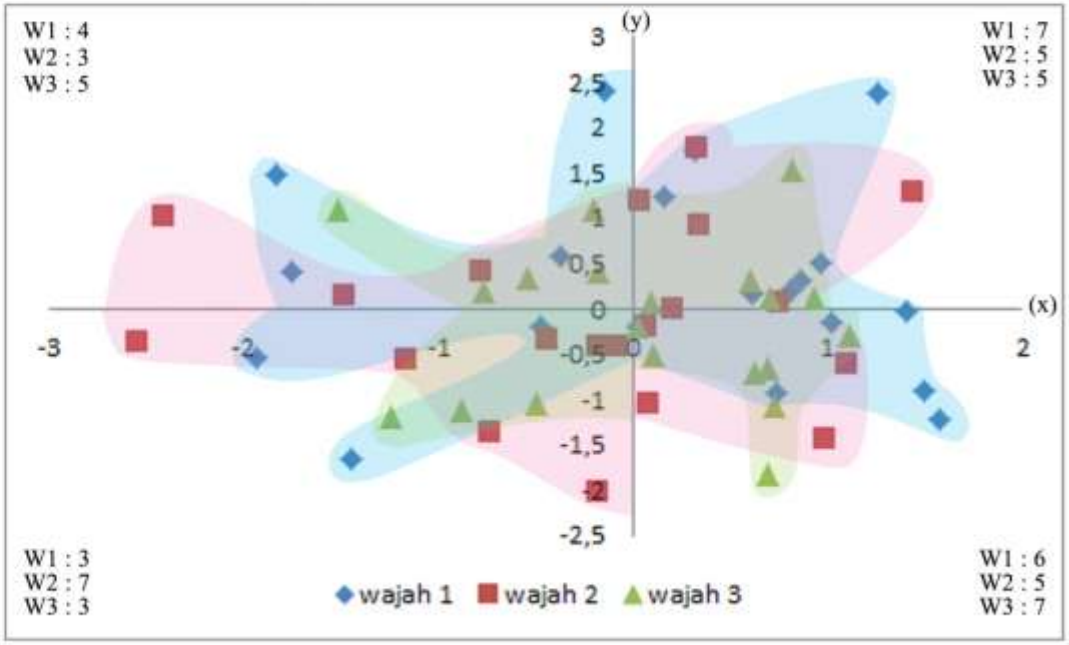


matrix 3

# REGRESSION SCORE (FRAME CATEYE-LEPTOPROSOPIC)

| nama | gender | tipe wajah | var 1 | var 2 | var 3 | var 4 | var 5 | var 6 | var 7 | var 8 | var 9 | fac1 | fac2 | fac3 | fac4 |
|---|---|---|---|---|---|---|---|---|---|---|---|---|---|---|---|
| Dale | 1 | 1 | 2 | 3 | 3 | 3 | 2 | 5 | 4 | 4 | 2 | -1,55171 | -0,48092 | -0,90275 | -1,38365 |
| Tito | 1 | 1 | 3 | 6 | 6 | 6 | 2 | 2 | 2 | 6 | 6 | 0,77258 | -1,39778 | 1,62908 | 0,9318 |
| Nanda | 2 | 1 | 4 | 4 | 4 | 3 | 4 | 3 | 3 | 5 | 4 | -0,31057 | -0,84812 | -0,3625 | -0,25716 |
| Wildan | 1 | 1 | 4 | 3 | 3 | 2 | 3 | 6 | 5 | 6 | 2 | -0,99709 | 0,41255 | -1,41985 | -1,62046 |
| Lucky | 1 | 1 | 6 | 6 | 6 | 4 | 3 | 4 | 4 | 6 | 6 | 0,61104 | 0,37792 | 1,17371 | 0,16036 |
| Farhan | 1 | 1 | 5 | 5 | 5 | 6 | 6 | 5 | 2 | 3 | 2 | -1,65515 | -0,14253 | 0,66917 | 1,3999 |
| Cany | 2 | 1 | 5 | 6 | 6 | 6 | 7 | 3 | 4 | 5 | 6 | 0,46702 | -0,13474 | 0,84882 | 2,49741 |
| Esti | 2 | 1 | 3 | 3 | 3 | 2 | 4 | 7 | 7 | 7 | 7 | 0,68468 | 1,02218 | -1,73908 | -1,22862 |
| Karin | 2 | 1 | 7 | 5 | 1 | 4 | 1 | 4 | 4 | 5 | 6 | 0,81762 | 1,1981 | -0,19774 | -0,43388 |
| Denisa | 2 | 1 | 6 | 3 | 6 | 4 | 3 | 6 | 3 | 6 | 7 | 0,23274 | 0,28389 | 0,39099 | -0,62036 |
| Pahlevi | 1 | 1 | 3 | 6 | 4 | 2 | 2 | 2 | 2 | 4 | 6 | 0,28862 | -1,33008 | 0,76045 | -1,00531 |
| Adit | 1 | 1 | 5 | 6 | 6 | 6 | 6 | 3 | 3 | 4 | 4 | -0,46221 | -0,38198 | 1,14634 | 2,05122 |
| Rizkia | 2 | 1 | 7 | 1 | 1 | 7 | 6 | 3 | 2 | 2 | 1 | -1,9468 | -0,09271 | -1,56521 | 1,99519 |
| Mega | 2 | 1 | 3 | 4 | 5 | 4 | 3 | 3 | 3 | 5 | 4 | -0,44674 | -1,12302 | 0,16371 | -0,10986 |
| Risthie | 2 | 1 | 6 | 7 | 1 | 5 | 2 | 3 | 4 | 6 | 7 | 1,81811 | 0,89023 | 0,2834 | 0,7389 |
| Romana | 2 | 1 | 2 | 7 | 7 | 4 | 2 | 6 | 2 | 5 | 7 | 0,16844 | -0,62996 | 2,15771 | -0,77955 |
| Zanira | 2 | 1 | 4 | 7 | 1 | 2 | 3 | 4 | 4 | 6 | 7 | 1,53023 | 0,38561 | -0,35928 | -0,7365 |
| Andra | 2 | 1 | 5 | 5 | 3 | 4 | 2 | 5 | 2 | 7 | 6 | 0,94931 | -0,03022 | 0,15649 | -0,66575 |
| Sarah | 2 | 1 | 7 | 7 | 4 | 5 | 1 | 5 | 3 | 7 | 5 | 0,91437 | 1,0206 | 1,33978 | -0,11798 |
| Eka | 2 | 1 | 5 | 4 | 2 | 3 | 2 | 7 | 3 | 7 | 6 | 0,67032 | 0,72714 | -0,71175 | -1,55929 |
| Docko | 1 | 2 | 3 | 5 | 3 | 3 | 5 | 5 | 2 | 6 | 6 | 0,54799 | -0,69842 | -0,43739 | -0,3508 |
| Suwi | 2 | 2 | 2 | 3 | 6 | 5 | 7 | 4 | 4 | 3 | 2 | -2,02497 | -1,08298 | -0,3976 | 1,26461 |
| Fikri | 1 | 2 | 2 | 1 | 1 | 3 | 6 | 2 | 2 | 7 | 7 | 1,21281 | -2,11321 | -2,6641 | 0,1448 |
| Tomi | 1 | 2 | 7 | 7 | 7 | 1 | 2 | 6 | 5 | 3 | 6 | -0,59115 | 1,50771 | 1,90646 | -1,75738 |
| Aditya | 1 | 2 | 5 | 5 | 3 | 3 | 5 | 5 | 4 | 4 | 3 | -0,8563 | 0,47741 | -0,48223 | -0,13749 |
| Sherin | 2 | 2 | 7 | 6 | 1 | 4 | 6 | 4 | 7 | 6 | 7 | 1,63155 | 1,97795 | -1,09862 | 1,46195 |
| Ari | 1 | 2 | 5 | 4 | 3 | 2 | 3 | 5 | 4 | 2 | 4 | -1,34208 | 0,50464 | -0,32428 | -1,27145 |
| Ijul | 1 | 2 | 6 | 4 | 1 | 2 | 2 | 3 | 4 | 6 | 3 | 0,12432 | 0,24706 | -1,27513 | -1,16901 |
| Yusuf | 1 | 2 | 4 | 5 | 5 | 6 | 4 | 3 | 2 | 6 | 6 | 0,67862 | -0,94826 | 0,75248 | 1,26787 |
| Tirta | 1 | 2 | 3 | 4 | 4 | 4 | 4 | 4 | 4 | 3 | 3 | -1,34468 | -0,40227 | -0,22953 | 0,07918 |
| Berlin | 2 | 2 | 5 | 6 | 5 | 3 | 3 | 2 | 2 | 6 | 4 | 0,28773 | -1,02591 | 0,81165 | -0,22137 |
| Yeremia | 1 | 2 | 5 | 4 | 4 | 4 | 3 | 4 | 3 | 4 | 3 | -0,98273 | -0,17225 | 0,0546 | -0,23987 |
| Beni | 1 | 2 | 5 | 4 | 2 | 6 | 2 | 6 | 3 | 7 | 5 | 0,58558 | 0,62789 | -0,40114 | 0,09455 |
| Samuel | 1 | 2 | 3 | 4 | 3 | 6 | 3 | 3 | 4 | 3 | 3 | -1,03833 | -0,39681 | -0,14188 | 0,98412 |
| Jason | 1 | 2 | 3 | 6 | 3 | 3 | 4 | 5 | 6 | 3 | 4 | -0,77275 | 0,76388 | -0,20197 | -0,17587 |
| Dinan | 2 | 2 | 4 | 5 | 5 | 4 | 4 | 6 | 3 | 3 | 4 | -1,26871 | 0,14666 | 0,65947 | -0,26194 |
| Meylani | 2 | 2 | 3 | 2 | 2 | 2 | 4 | 3 | 3 | 6 | 3 | -0,39347 | -1,28664 | -1,98893 | -1,01946 |
| Mayang | 2 | 2 | 7 | 4 | 1 | 5 | 5 | 5 | 5 | 5 | 5 | 0,31589 | 1,52872 | -1,195 | 1,003 |
| Smitha | 2 | 2 | 6 | 6 | 3 | 3 | 4 | 6 | 1 | 6 | 6 | 0,64761 | 0,24677 | 0,36246 | -0,71935 |
| Octavia | 2 | 2 | 6 | 5 | 2 | 2 | 3 | 6 | 2 | 5 | 7 | 0,61406 | 0,58279 | -0,19085 | -1,45974 |
| Amal | 1 | 3 | 1 | 6 | 1 | 4 | 6 | 2 | 6 | 7 | 7 | 1,94931 | -0,53766 | -1,47849 | 1,5025 |
| Dema | 1 | 3 | 6 | 6 | 2 | 6 | 4 | 6 | 6 | 2 | 5 | -0,58255 | 2,22399 | 0,22702 | 1,27924 |
| Adrian | 1 | 3 | 5 | 4 | 6 | 3 | 3 | 4 | 3 | 5 | 6 | -0,05096 | -0,43757 | 0,58455 | -0,6689 |
| Sasqia | 2 | 3 | 5 | 6 | 3 | 1 | 6 | 2 | 2 | 2 | 4 | -0,74126 | -0,83644 | -0,03562 | -0,26709 |
| Anne | 2 | 3 | 4 | 5 | 4 | 4 | 3 | 3 | 3 | 6 | 5 | 0,45748 | -0,65749 | 0,17435 | 0,06389 |
| Ganjar | 1 | 3 | 6 | 6 | 6 | 5 | 3 | 6 | 5 | 2 | 4 | -1,42796 | 1,45158 | 1,56521 | 0,32504 |
| Ridho | 1 | 3 | 1 | 4 | 2 | 6 | 7 | 7 | 5 | 5 | 3 | -0,85589 | 0,27434 | -1,5356 | 1,35187 |
| Priskila | 2 | 3 | 6 | 6 | 4 | 5 | 2 | 2 | 7 | 7 | 6 | 1,49998 | 0,98954 | 0,32311 | 1,07406 |
| Melati | 2 | 3 | 1 | 7 | 7 | 4 | 1 | 3 | 1 | 7 | 7 | 1,10778 | -2,07576 | 2,11339 | -0,62605 |
| Bekti | 1 | 3 | 2 | 4 | 3 | 4 | 2 | 2 | 2 | 5 | 4 | -0,13071 | -1,70581 | -0,23972 | -0,32619 |
| Cica | 2 | 3 | 5 | 5 | 2 | 4 | 4 | 4 | 4 | 5 | 5 | 0,32878 | 0,40903 | -0,53373 | 0,32528 |
| Edwina | 2 | 3 | 7 | 7 | 2 | 3 | 3 | 5 | 2 | 6 | 7 | 1,3865 | 0,83323 | 0,51678 | -0,52681 |
| Lian | 1 | 3 | 3 | 6 | 2 | 3 | 2 | 3 | 3 | 5 | 6 | 0,76193 | -0,54171 | 0,02821 | -0,6077 |
| Derry | 1 | 3 | 4 | 4 | 4 | 4 | 3 | 4 | 4 | 6 | 4 | -0,08827 | -0,23499 | -0,32239 | -0,17187 |
| Pandega | 1 | 3 | 2 | 6 | 2 | 4 | 6 | 2 | 2 | 6 | 6 | 1,18564 | -1,52487 | -0,53656 | 1,11587 |
| Calvin | 1 | 3 | 3 | 5 | 4 | 5 | 3 | 3 | 2 | 2 | 5 | -0,798 | -0,93939 | 0,84673 | 0,4545 |
| Rizal | 1 | 3 | 3 | 6 | 3 | 4 | 3 | 5 | 5 | 4 | 3 | -0,75795 | 0,49329 | 0,02976 | -0,11759 |
| Dwita | 2 | 3 | 3 | 6 | 4 | 3 | 2 | 5 | 4 | 3 | 3 | -1,23936 | 0,12026 | 0,61738 | -1,0048 |
| Vina | 2 | 3 | 6 | 6 | 2 | 6 | 2 | 6 | 6 | 3 | 3 | -0,88336 | 2,20127 | 0,31241 | 0,61839 |
| Adinda | 2 | 3 | 5 | 6 | 2 | 4 | 2 | 5 | 2 | 5 | 5 | 0,29308 | 0,28427 | 0,36324 | -0,5664 |

| pria | | | | wanita | | | |
|---|---|---|---|---|---|---|---|
| fac1 | fac2 | fac3 | fac4 | fac1 | fac2 | fac3 | fac4 |
| -1,55171 | -0,48092 | -0,90275 | -1,38365 | -0,31057 | -0,84812 | -0,3625 | -0,25716 |
| 0,77258 | -1,39778 | 1,62908 | 0,9318 | 0,46702 | -0,13474 | 0,84882 | 2,49741 |
| -0,99709 | 0,41255 | -1,41985 | -1,62046 | 0,68468 | 1,02218 | -1,73908 | -1,22862 |
| 0,61104 | 0,37792 | 1,17371 | 0,16036 | 0,81762 | 1,1981 | -0,19774 | -0,43388 |
| -1,65515 | -0,14253 | 0,66917 | 1,3999 | 0,23274 | 0,28389 | 0,39099 | -0,62036 |
| 0,28862 | -1,33008 | 0,76045 | -1,00531 | -1,9468 | -0,09271 | -1,56521 | 1,99519 |
| -0,46221 | -0,38198 | 1,14634 | 2,05122 | -0,44674 | -1,12302 | 0,16371 | -0,10986 |
| 0,54799 | -0,69842 | -0,43739 | -0,3508 | 1,81811 | 0,89023 | 0,2834 | 0,7389 |
| 1,21281 | -2,11321 | -2,6641 | 0,1448 | 0,16844 | -0,62996 | 2,15771 | -0,77955 |
| -0,59115 | 1,50771 | 1,90646 | -1,75738 | 1,53023 | 0,38561 | -0,35928 | -0,7365 |
| -0,8563 | 0,47741 | -0,48223 | -0,13749 | 0,94931 | -0,03022 | 0,15649 | -0,66575 |
| -1,34208 | 0,50464 | -0,32428 | -1,27145 | 0,91437 | 1,0206 | 1,33978 | -0,11798 |
| 0,12432 | 0,24706 | -1,27513 | -1,16901 | 0,67032 | 0,72714 | -0,71175 | -1,55929 |
| 0,67862 | -0,94826 | 0,75248 | 1,26787 | -2,02497 | -1,08298 | -0,3976 | 1,26461 |
| -1,34468 | -0,40227 | -0,22953 | 0,07918 | 1,63155 | 1,97795 | -1,09862 | 1,46195 |
| -0,98273 | -0,17225 | 0,0546 | -0,23987 | 0,28773 | -1,02591 | 0,81165 | -0,22137 |
| 0,58558 | 0,62789 | -0,40114 | 0,09455 | -1,26871 | 0,14666 | 0,65947 | -0,26194 |
| -1,03833 | -0,39681 | -0,14188 | 0,98412 | -0,39347 | -1,28664 | -1,98893 | -1,01946 |
| -0,77275 | 0,76388 | -0,20197 | -0,17587 | 0,31589 | 1,52872 | -1,195 | 1,003 |
| 1,94931 | -0,53766 | -1,47849 | 1,5025 | 0,64761 | 0,24677 | 0,36246 | -0,71935 |
| -0,58255 | 2,22399 | 0,22702 | 1,27924 | 0,61406 | 0,58279 | -0,19085 | -1,45974 |
| -0,05096 | -0,43757 | 0,58455 | -0,6689 | -0,74126 | -0,83644 | -0,03562 | -0,26709 |
| -1,42796 | 1,45158 | 1,56521 | 0,32504 | 0,45748 | -0,65749 | 0,17435 | 0,06389 |
| -0,85589 | 0,27434 | -1,5356 | 1,35187 | 1,49998 | 0,98954 | 0,32311 | 1,07406 |
| -0,13071 | -1,70581 | -0,23972 | -0,32619 | 1,10778 | -2,07576 | 2,11339 | -0,62605 |
| 0,76193 | -0,54171 | 0,02821 | -0,6077 | 0,32878 | 0,40903 | -0,53373 | 0,32528 |
| -0,08827 | -0,23499 | -0,32239 | -0,17187 | 1,3865 | 0,83323 | 0,51678 | -0,52681 |
| 1,18564 | -1,52487 | -0,53656 | 1,11587 | -1,23936 | 0,12026 | 0,61738 | -1,0048 |
| -0,798 | -0,93939 | 0,84673 | 0,4545 | -0,88336 | 2,20127 | 0,31241 | 0,61839 |
| -0,75795 | 0,49329 | 0,02976 | -0,11759 | 0,29308 | 0,28427 | 0,36324 | -0,5664 |

| tipe wajah 1 | | | | tipe wajah 2 | | | | tipe wajah 3 | | | |
|---|---|---|---|---|---|---|---|---|---|---|---|
| fac1 | fac2 | fac3 | fac4 | fac1 | fac2 | fac3 | fac4 | fac1 | fac2 | fac3 | fac4 |
| -1,55171 | -0,48092 | -0,90275 | -1,38365 | 0,54799 | -0,69842 | -0,43739 | -0,3508 | 1,94931 | -0,53766 | -1,47849 | 1,5025 |
| 0,77258 | -1,39778 | 1,62908 | 0,9318 | -2,02497 | -1,08298 | -0,3976 | 1,26461 | -0,58255 | 2,22399 | 0,22702 | 1,27924 |
| -0,31057 | -0,84812 | -0,3625 | -0,25716 | 1,21281 | -2,11321 | -2,6641 | 0,1448 | -0,05096 | -0,43757 | 0,58455 | -0,6689 |
| -0,99709 | 0,41255 | -1,41985 | -1,62046 | -0,59115 | 1,50771 | 1,90646 | -1,75738 | -0,74126 | -0,83644 | -0,03562 | -0,26709 |
| 0,61104 | 0,37792 | 1,17371 | 0,16036 | -0,8563 | 0,47741 | -0,48223 | -0,13749 | 0,45748 | -0,65749 | 0,17435 | 0,06389 |
| -1,65515 | -0,14253 | 0,66917 | 1,3999 | 1,63155 | 1,97795 | -1,09862 | 1,46195 | -1,42796 | 1,45158 | 1,56521 | 0,32504 |
| 0,46702 | -0,13474 | 0,84882 | 2,49741 | -1,34208 | 0,50464 | -0,32428 | -1,27145 | -0,85589 | 0,27434 | -1,5356 | 1,35187 |
| 0,68468 | 1,02218 | -1,73908 | -1,22862 | 0,12432 | 0,24706 | -1,27513 | -1,16901 | 1,49998 | 0,98954 | 0,32311 | 1,07406 |
| 0,81762 | 1,1981 | -0,19774 | -0,43388 | 0,67862 | -0,94826 | 0,75248 | 1,26787 | 1,10778 | -2,07576 | 2,11339 | -0,62605 |
| 0,23274 | 0,28389 | 0,39099 | -0,62036 | -1,34468 | -0,40227 | -0,22953 | 0,07918 | -0,13071 | -1,70581 | -0,23972 | -0,32619 |
| 0,28862 | -1,33008 | 0,76045 | -1,00531 | 0,28773 | -1,02591 | 0,81165 | -0,22137 | 0,32878 | 0,40903 | -0,53373 | 0,32528 |
| -0,46221 | -0,38198 | 1,14634 | 2,05122 | -0,98273 | -0,17225 | 0,0546 | -0,23987 | 1,3865 | 0,83323 | 0,51678 | -0,52681 |
| -1,9468 | -0,09271 | -1,56521 | 1,99519 | 0,58558 | 0,62789 | -0,40114 | 0,09455 | 0,76193 | -0,54171 | 0,02821 | -0,6077 |
| -0,44674 | -1,12302 | 0,16371 | -0,10986 | -1,03833 | -0,39681 | -0,14188 | 0,98412 | -0,08827 | -0,23499 | -0,32239 | -0,17187 |
| 1,81811 | 0,89023 | 0,2834 | 0,7389 | -0,77275 | 0,76388 | -0,20197 | -0,17587 | 1,18564 | -1,52487 | -0,53656 | 1,11587 |
| 0,16844 | -0,62996 | 2,15771 | -0,77955 | -1,26871 | 0,14666 | 0,65947 | -0,26194 | -0,798 | -0,93939 | 0,84673 | 0,4545 |
| 1,53023 | 0,38561 | -0,35928 | -0,7365 | -0,39347 | -1,28664 | -1,98893 | -1,01946 | -0,75795 | 0,49329 | 0,02976 | -0,11759 |
| 0,94931 | -0,03022 | 0,15649 | -0,66575 | 0,31589 | 1,52872 | -1,195 | 1,003 | -1,23936 | 0,12026 | 0,61738 | -1,0048 |
| 0,91437 | 1,0206 | 1,33978 | -0,11798 | 0,64761 | 0,24677 | 0,36246 | -0,71935 | -0,88336 | 2,20127 | 0,31241 | 0,61839 |
| 0,67032 | 0,72714 | -0,71175 | -1,55929 | 0,61406 | 0,58279 | -0,19085 | -1,45974 | 0,29308 | 0,28427 | 0,36324 | -0,5664 |

## KETERANGAN

gender :

1 = pria : 30

2 = wanita : 30

tipe wajah :

1 = euryprosopic : 20

2 = mesoprosopic : 20

3 = leptoprosopic : 20

var 1 : canggung - nyaman

var 2 : bodoh - pintar

var 3 : kasual -formal

var 4 : bohong - rumit

var 5 : rumit -sederhana

var 6 : kasar - halus

var 7 : egois - peduli

var 8 : lembut - tegas

var 9 : lamban - cekatan

## 3.3 Plot matrix cateye pada wajah mesoprosopic berdasarkan gender responden

### plot 1 (x:fac1-kompetensi dan y:fac2-empati)

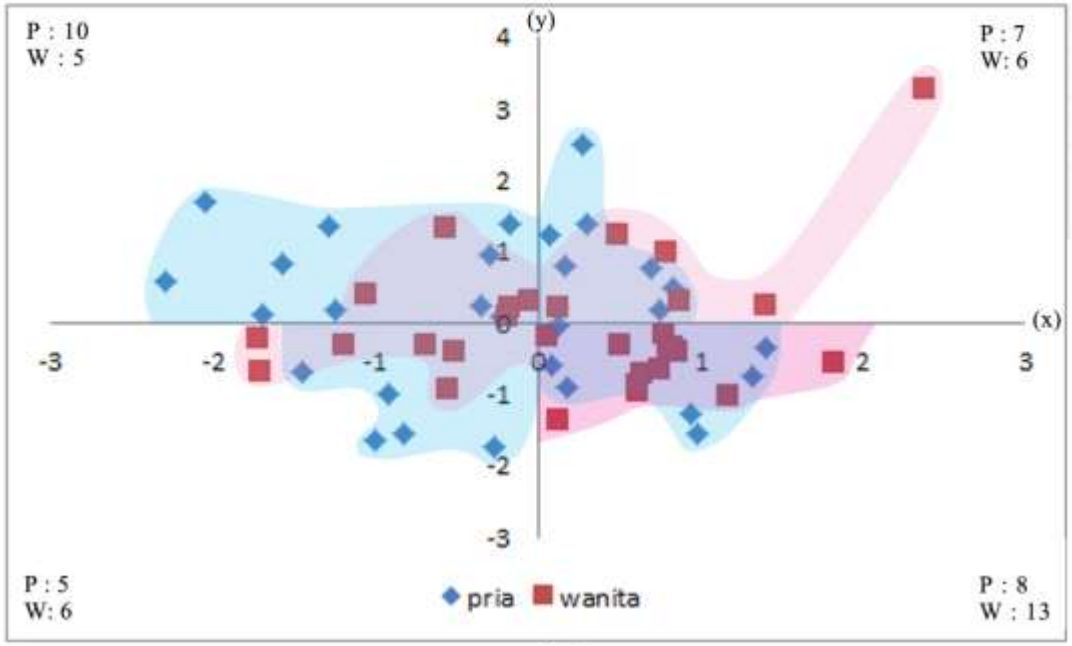


matrix 1

Persepsi wanita pada faktor kompetensi (plot 1 & 2) dan faktor aktifiti (plot 2 & 3) dominan di wilayah positif sedangkan faktor empati (plot 1 & 3) dominan di wilayah negatif.

Persepsi pria pada faktor kompetensi (plot 1 & 2) berada di wilayah netral, faktor empati (plot 1 & 3) dominan di wilayah positif dan faktor aktifiti (plot 2 & 3) dominan di wilayah negatif.

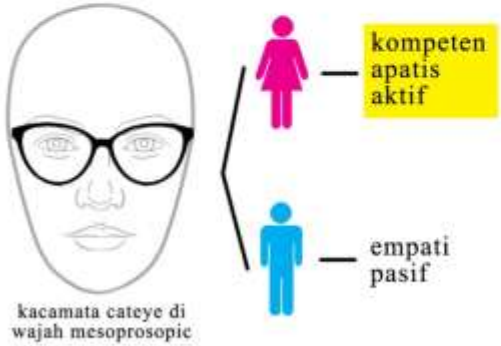


Hasil plot matrix

| gender | kompetensi | empati | aktifiti |
|---|---|---|---|
| pria | = | + | - |
| wanita | + | - | + |

Responden wanita menunjukan persepsi yang ideal pada kacamata cateye di tipe wajah mesoprosopic.

### plot 2 (x:fac1-kompetensi dan y:fac 3-aktifiti)

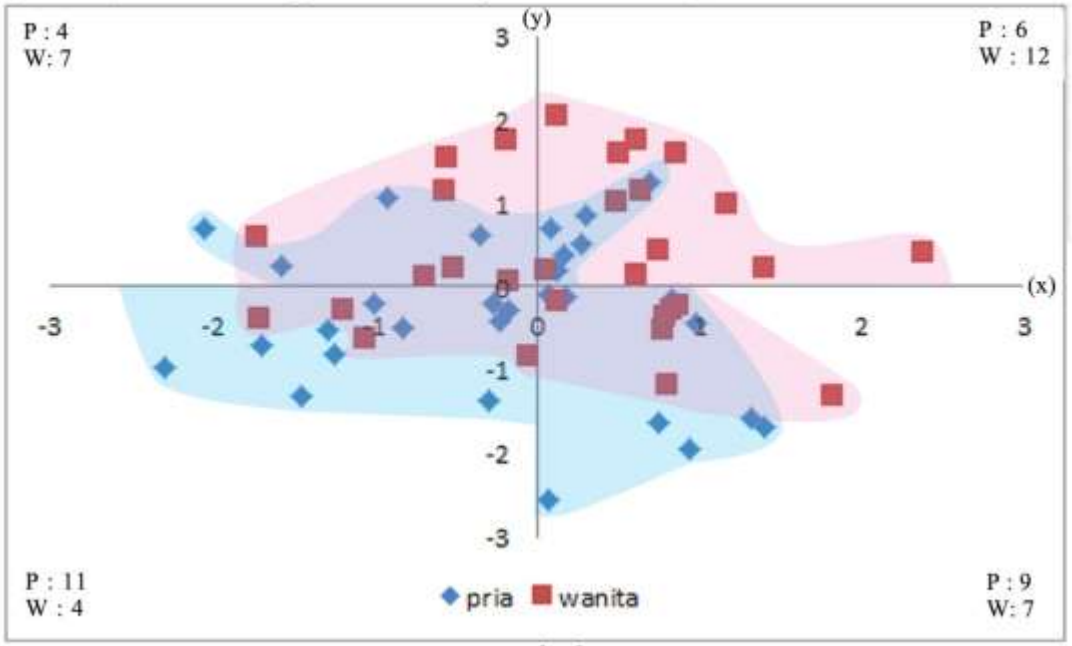


matrix 2

### plot 3 (x:fac2-empati dan y:fac 3-aktifiti)

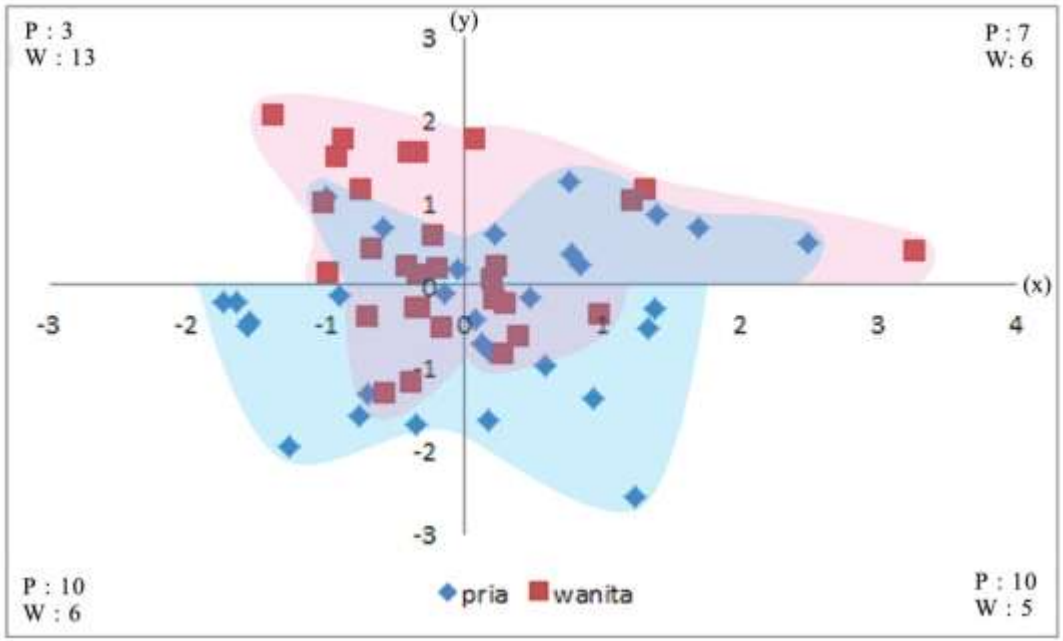


matrix 3

## 3.4 Plot matrix cateye pada wajah mesoprosopic berdasarkan tipe wajah responden

plot 1 (x:fac1-kompetensi dan y:fac2-empati)

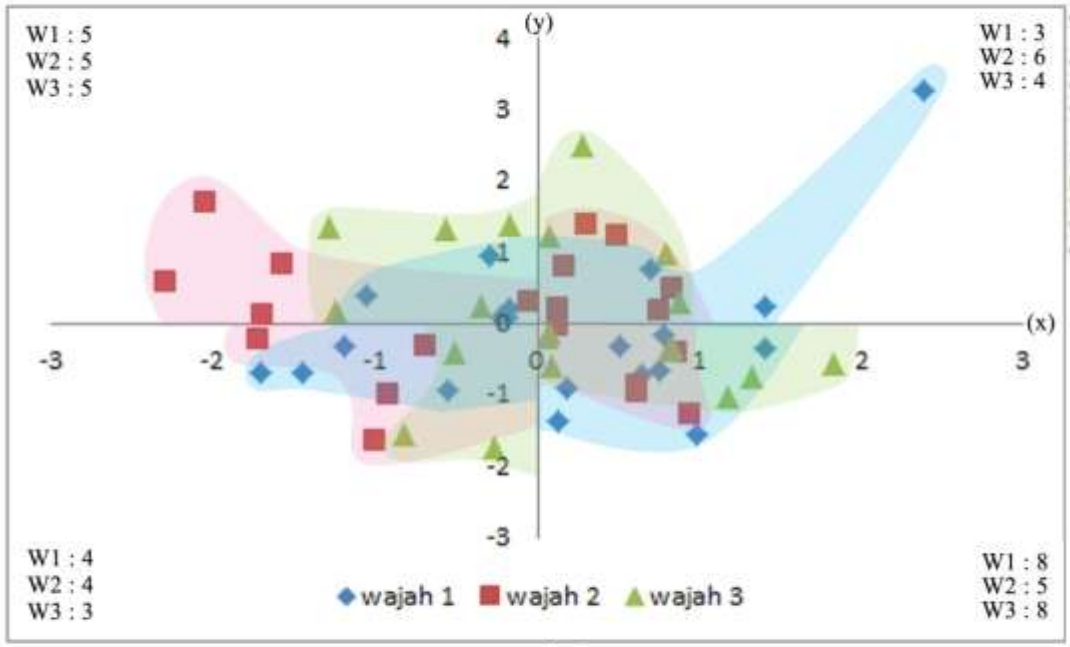


matrix 1

Analisa :

Persepsi responden W1 pada faktor kompetensi (plot 1 & 2) dominan di wilayah positif, faktor empati (plot 1 & 3) dominan di wilayah negatif, sedangkan faktor aktifiti (plot 2 & 3) berada diwilyah netral.

Persepsi responden W2 pada faktor kompetensi (plot 1 & 2), faktor empati (plot 1 & 3), dan aktifiti (plot 2 & 3) dominan di wilayah positif.

Persepsi responden W3 pada faktor kompetensi (plot 1 & 2) dominan di wilayah positif, faktor empati (plot 1 & 3) dan faktor aktifiti (plot 2 & 3) dominan di wilayah negatif.

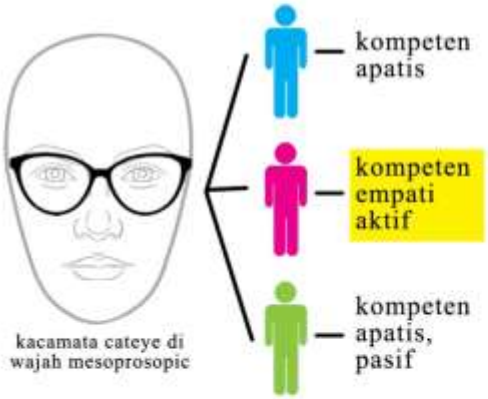


Hasil plot matrix

| tipe wajah | kompetensi | empati | aktifiti |
|---|---|---|---|
| euryprosopic (W1) | + | - | = |
| mesoprosopic (W2) | + | + | + |
| leptoprosopic (W3) | + | - | - |

Responden bertipe wajah mesoprospic menunjukan persepsi ideal pada kacamata cat eye di tipe wajah mesoprosopic.

plot 2 (x:fac1-kompetensi dan y:fac 3-aktifiti)

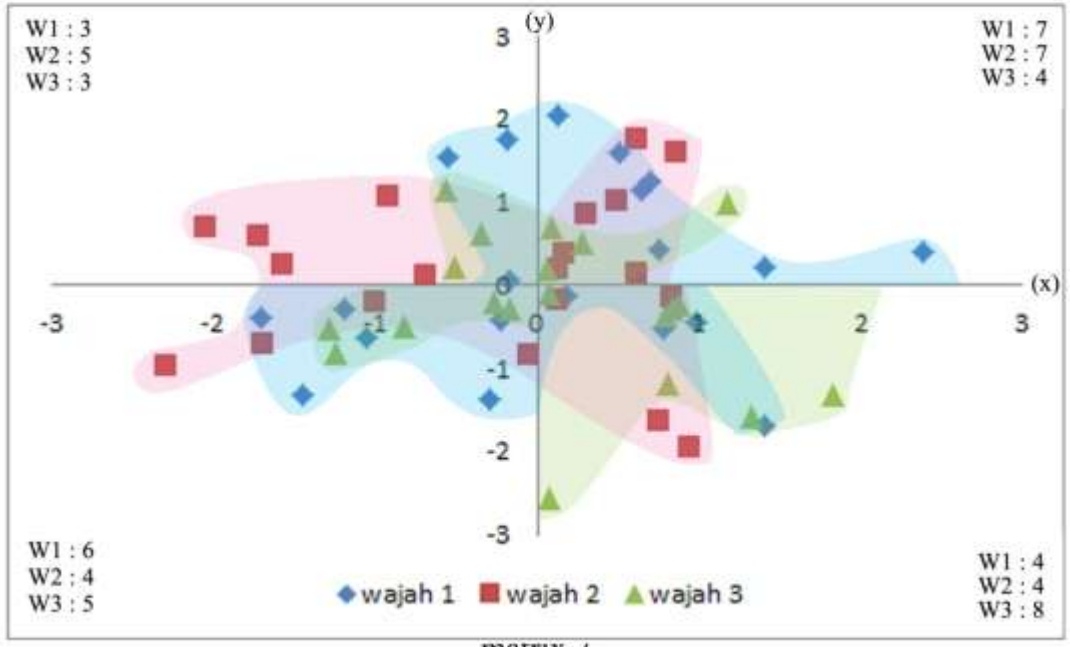


matrix 2

plot 3 (x:fac2-empati dan y:fac 3-aktifiti)

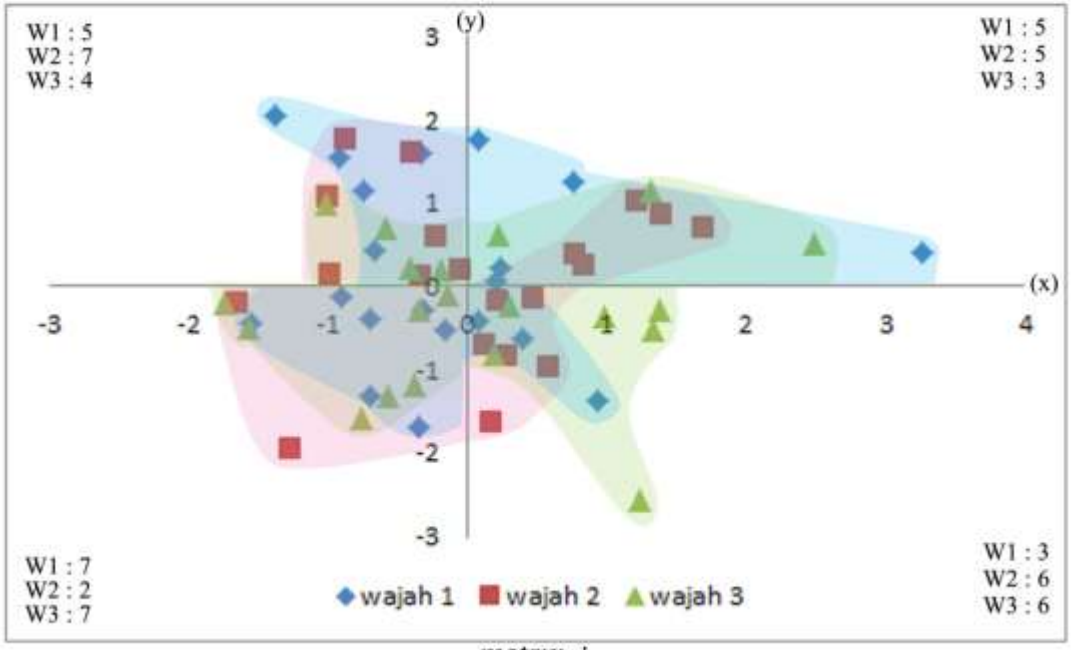


matrix 3

# REGRESSION SCORE (FRAME CATEYE-MESOPROSOPIC)

| nama | gender | tipe wajah | var 1 | var 2 | var 3 | var 4 | var 5 | var 6 | var 7 | var 8 | var 9 | fac 1 | fac 2 | fac 3 |
|---|---|---|---|---|---|---|---|---|---|---|---|---|---|---|
| Dale | 1 | 1 | 6 | 6 | 2 | 4 | 2 | 6 | 6 | 6 | 7 | 0,69551 | 0,76385 | 1,26135 |
| Tito | 1 | 1 | 2 | 7 | 2 | 7 | 2 | 3 | 2 | 7 | 7 | 1,40112 | -0,35271 | -1,67366 |
| Nanda | 2 | 1 | 4 | 4 | 5 | 4 | 3 | 4 | 5 | 5 | 2 | -1,04775 | 0,3889 | -0,62578 |
| Wildan | 1 | 1 | 6 | 5 | 6 | 3 | 2 | 2 | 1 | 7 | 7 | 0,97886 | -1,55968 | -0,44829 |
| Lucky | 1 | 1 | 3 | 5 | 3 | 3 | 3 | 3 | 5 | 5 | 6 | -0,22834 | 0,08041 | -0,42562 |
| Farhan | 1 | 1 | 3 | 6 | 3 | 6 | 3 | 2 | 6 | 2 | 6 | -0,28565 | 0,93699 | -1,3762 |
| Cany | 2 | 1 | 4 | 4 | 6 | 3 | 5 | 4 | 2 | 7 | 7 | 0,78505 | -0,16294 | -0,53172 |
| Esti | 2 | 1 | 7 | 7 | 7 | 7 | 7 | 7 | 7 | 7 | 7 | 2,37988 | 3,2621 | 0,39979 |
| Karin | 2 | 1 | 7 | 7 | 5 | 2 | 1 | 4 | 4 | 7 | 5 | 0,64867 | -0,73648 | 1,16326 |
| Denisa | 2 | 1 | 4 | 3 | 6 | 2 | 2 | 4 | 5 | 6 | 2 | -1,19138 | -0,31183 | -0,26898 |
| Pahlevi | 1 | 1 | 3 | 4 | 4 | 4 | 2 | 2 | 3 | 2 | 4 | -1,44312 | -0,69058 | -1,31542 |
| Adit | 1 | 1 | 6 | 7 | 5 | 3 | 3 | 2 | 2 | 6 | 4 | 0,18505 | -0,90387 | -0,1228 |
| Rizkia | 2 | 1 | 6 | 3 | 1 | 3 | 5 | 1 | 2 | 3 | 5 | -1,69931 | -0,69408 | -0,37302 |
| Mega | 2 | 1 | 4 | 5 | 3 | 3 | 4 | 4 | 4 | 5 | 6 | -0,17574 | 0,21042 | 0,06734 |
| Risthie | 2 | 1 | 7 | 7 | 3 | 3 | 4 | 2 | 2 | 6 | 7 | 0,75504 | -0,66097 | 0,44108 |
| Romana | 2 | 1 | 6 | 7 | 5 | 5 | 3 | 5 | 3 | 7 | 6 | 1,4027 | 0,23045 | 0,23315 |
| Zanira | 2 | 1 | 7 | 7 | 2 | 1 | 1 | 5 | 2 | 6 | 6 | 0,13059 | -1,38368 | 2,05375 |
| Andra | 2 | 1 | 7 | 5 | 3 | 2 | 3 | 6 | 4 | 5 | 6 | -0,18869 | 0,07197 | 1,77133 |
| Sarah | 2 | 1 | 6 | 5 | 1 | 2 | 3 | 6 | 1 | 6 | 5 | -0,55087 | -0,925 | 1,54112 |
| Eka | 2 | 1 | 5 | 7 | 2 | 3 | 1 | 7 | 3 | 5 | 7 | 0,51303 | -0,33343 | 1,59909 |
| Docko | 1 | 2 | 4 | 6 | 1 | 4 | 5 | 5 | 4 | 6 | 6 | 0,17529 | 0,78482 | 0,37068 |
| Suwi | 2 | 2 | 5 | 7 | 4 | 3 | 1 | 3 | 3 | 6 | 6 | 0,61834 | -0,98506 | 0,15479 |
| Fikri | 1 | 2 | 2 | 6 | 4 | 4 | 2 | 6 | 5 | 7 | 6 | 0,83952 | 0,48067 | -0,14224 |
| Tomi | 1 | 2 | 7 | 1 | 7 | 7 | 1 | 2 | 1 | 7 | 7 | 0,94218 | -1,2712 | -1,95024 |
| Aditya | 1 | 2 | 5 | 5 | 4 | 3 | 5 | 6 | 6 | 6 | 6 | 0,30224 | 1,38898 | 0,85642 |
| Sherin | 2 | 2 | 7 | 6 | 1 | 4 | 5 | 4 | 6 | 6 | 7 | 0,49855 | 1,21928 | 1,0088 |
| Ari | 1 | 2 | 5 | 2 | 1 | 2 | 1 | 6 | 3 | 6 | 6 | -0,91372 | -0,9999 | 1,07248 |
| Ijul | 1 | 2 | 5 | 4 | 1 | 3 | 1 | 2 | 2 | 5 | 5 | -0,99361 | -1,64077 | -0,20149 |
| Yusuf | 1 | 2 | 4 | 5 | 5 | 6 | 3 | 2 | 4 | 6 | 6 | 0,75488 | 0,17381 | -1,64438 |
| Tirta | 1 | 2 | 1 | 3 | 3 | 4 | 3 | 5 | 5 | 2 | 2 | -2,29206 | 0,58465 | -0,96218 |
| Berlin | 2 | 2 | 6 | 5 | 4 | 4 | 5 | 3 | 3 | 5 | 6 | 0,13264 | 0,21884 | -0,16666 |
| Yeremia | 1 | 2 | 4 | 3 | 2 | 4 | 4 | 3 | 4 | 4 | 3 | -1,68645 | 0,11984 | -0,7057 |
| Beni | 1 | 2 | 6 | 5 | 4 | 5 | 2 | 5 | 3 | 4 | 6 | 0,13225 | -0,04233 | 0,1944 |
| Samuel | 1 | 2 | 7 | 5 | 3 | 4 | 5 | 3 | 5 | 3 | 2 | -1,5653 | 0,83375 | 0,24864 |
| Jason | 1 | 2 | 5 | 3 | 4 | 2 | 6 | 5 | 7 | 1 | 4 | -2,05053 | 1,69875 | 0,71014 |
| Dinan | 2 | 2 | 4 | 5 | 2 | 4 | 2 | 5 | 3 | 5 | 4 | -0,67982 | -0,32786 | 0,11005 |
| Meylani | 2 | 2 | 3 | 4 | 2 | 6 | 3 | 5 | 3 | 5 | 6 | -0,04408 | 0,28221 | -0,83886 |
| Mayang | 2 | 2 | 7 | 4 | 1 | 4 | 4 | 4 | 2 | 2 | 4 | -1,71466 | -0,21493 | 0,60303 |
| Smitha | 2 | 2 | 6 | 7 | 4 | 2 | 2 | 6 | 3 | 6 | 7 | 0,86413 | -0,4025 | 1,60269 |
| Octavia | 2 | 2 | 6 | 7 | 2 | 1 | 3 | 5 | 2 | 7 | 7 | 0,61562 | -0,87019 | 1,75318 |
| Amal | 1 | 3 | 1 | 3 | 1 | 7 | 6 | 2 | 5 | 7 | 6 | 0,08059 | 1,23919 | -2,55519 |
| Dema | 1 | 3 | 2 | 3 | 3 | 4 | 4 | 5 | 3 | 4 | 4 | -1,24778 | 0,18879 | -0,79773 |
| Adrian | 1 | 3 | 6 | 6 | 3 | 3 | 2 | 4 | 3 | 5 | 6 | 0,08483 | -0,58919 | 0,71372 |
| Sasqia | 2 | 3 | 5 | 7 | 2 | 6 | 2 | 4 | 2 | 6 | 6 | 0,83544 | -0,35273 | -0,28395 |
| Anne | 2 | 3 | 4 | 5 | 4 | 5 | 4 | 5 | 5 | 7 | 6 | 0,79575 | 0,98503 | -0,3511 |
| Ganjar | 1 | 3 | 3 | 6 | 2 | 6 | 3 | 6 | 6 | 6 | 3 | -0,17637 | 1,37567 | -0,26894 |
| Ridho | 1 | 3 | 4 | 7 | 3 | 7 | 2 | 2 | 1 | 6 | 7 | 1,3173 | -0,75762 | -1,56856 |
| Priskila | 2 | 3 | 6 | 6 | 2 | 3 | 4 | 2 | 4 | 7 | 5 | 0,06564 | -0,19038 | 0,18688 |
| Melati | 2 | 3 | 3 | 7 | 7 | 5 | 1 | 3 | 3 | 7 | 7 | 1,83013 | -0,56547 | -1,32136 |
| Bekti | 1 | 3 | 4 | 3 | 2 | 3 | 2 | 3 | 1 | 6 | 5 | -0,81959 | -1,56694 | -0,50393 |
| Cica | 2 | 3 | 6 | 6 | 6 | 4 | 4 | 3 | 4 | 6 | 6 | 0,87174 | 0,30811 | -0,23425 |
| Edwina | 2 | 3 | 7 | 5 | 2 | 5 | 3 | 6 | 6 | 2 | 6 | -0,56043 | 1,31732 | 1,15512 |
| Lian | 1 | 3 | 5 | 6 | 1 | 4 | 3 | 5 | 4 | 6 | 4 | -0,35105 | 0,2218 | 0,62152 |
| Derry | 1 | 3 | 5 | 6 | 4 | 4 | 4 | 4 | 2 | 5 | 5 | 0,07423 | -0,14472 | -0,08119 |
| Pandega | 1 | 3 | 3 | 6 | 1 | 2 | 1 | 2 | 2 | 6 | 6 | -0,26549 | -1,7498 | -0,19528 |
| Calvin | 1 | 3 | 6 | 5 | 2 | 6 | 6 | 6 | 7 | 5 | 6 | 0,27907 | 2,49461 | 0,51359 |
| Rizal | 1 | 3 | 4 | 6 | 2 | 4 | 6 | 2 | 6 | 2 | 4 | -1,28573 | 1,33431 | -0,50553 |
| Dwita | 2 | 3 | 4 | 5 | 4 | 3 | 2 | 5 | 3 | 4 | 5 | -0,51084 | -0,41037 | 0,22636 |
| Vina | 2 | 3 | 1 | 7 | 6 | 3 | 3 | 3 | 3 | 6 | 6 | 0,80148 | -0,37773 | -1,18824 |
| Adinda | 2 | 3 | 7 | 6 | 5 | 3 | 1 | 5 | 2 | 7 | 7 | 1,18098 | -1,02063 | 0,99473 |

| pria | | | wanita | | |
|---|---|---|---|---|---|
| fac 1 | fac 2 | fac 3 | fac 1 | fac 2 | fac 3 |
| 0,69551 | 0,76385 | 1,26135 | -1,04775 | 0,3889 | -0,62578 |
| 1,40112 | -0,35271 | -1,67366 | 0,78505 | -0,16294 | -0,53172 |
| 0,97886 | -1,55968 | -0,44829 | 2,37988 | 3,2621 | 0,39979 |
| -0,22834 | 0,08041 | -0,42562 | 0,64867 | -0,73648 | 1,16326 |
| -0,28565 | 0,93699 | -1,3762 | -1,19138 | -0,31183 | -0,26898 |
| -1,44312 | -0,69058 | -1,31542 | -1,69931 | -0,69408 | -0,37302 |
| 0,18505 | -0,90387 | -0,1228 | -0,17574 | 0,21042 | 0,06734 |
| 0,17529 | 0,78482 | 0,37068 | 0,75504 | -0,66097 | 0,44108 |
| 0,83952 | 0,48067 | -0,14224 | 1,4027 | 0,23045 | 0,23315 |
| 0,94218 | -1,2712 | -1,95024 | 0,13059 | -1,38368 | 2,05375 |
| 0,30224 | 1,38898 | 0,85642 | -0,18869 | 0,07197 | 1,77133 |
| -0,91372 | -0,9999 | 1,07248 | -0,55087 | -0,925 | 1,54112 |
| -0,99361 | -1,64077 | -0,20149 | 0,51303 | -0,33343 | 1,59909 |
| 0,75488 | 0,17381 | -1,64438 | 0,61834 | -0,98506 | 0,15479 |
| -2,29206 | 0,58465 | -0,96218 | 0,49855 | 1,21928 | 1,0088 |
| -1,68645 | 0,11984 | -0,7057 | 0,13264 | 0,21884 | -0,16666 |
| 0,13225 | -0,04233 | 0,1944 | -0,67982 | -0,32786 | 0,11005 |
| -1,5653 | 0,83375 | 0,24864 | -0,04408 | 0,28221 | -0,83886 |
| -2,05053 | 1,69875 | 0,71014 | -1,71466 | -0,21493 | 0,60303 |
| 0,08059 | 1,23919 | -2,55519 | 0,86413 | -0,4025 | 1,60269 |
| -1,24778 | 0,18879 | -0,79773 | 0,61562 | -0,87019 | 1,75318 |
| 0,08483 | -0,58919 | 0,71372 | 0,83544 | -0,35273 | -0,28395 |
| -0,17637 | 1,37567 | -0,26894 | 0,79575 | 0,98503 | -0,3511 |
| 1,3173 | -0,75762 | -1,56856 | 0,06564 | -0,19038 | 0,18688 |
| -0,81959 | -1,56694 | -0,50393 | 1,83013 | -0,56547 | -1,32136 |
| -0,35105 | 0,2218 | 0,62152 | 0,87174 | 0,30811 | -0,23425 |
| 0,07423 | -0,14472 | -0,08119 | -0,56043 | 1,31732 | 1,15512 |
| -0,26549 | -1,7498 | -0,19528 | -0,51084 | -0,41037 | 0,22636 |
| 0,27907 | 2,49461 | 0,51359 | 0,80148 | -0,37773 | -1,18824 |
| -1,28573 | 1,33431 | -0,50553 | 1,18098 | -1,02063 | 0,99473 |

| tipe wajah 1 | | | tipe wajah 2 | | | tipe wajah 3 | | |
|---|---|---|---|---|---|---|---|---|
| fac 1 | fac 2 | fac 3 | fac 1 | fac 2 | fac 3 | fac 1 | fac 2 | fac 3 |
| 0,69551 | 0,76385 | 1,26135 | 0,17529 | 0,78482 | 0,37068 | 0,08059 | 1,23919 | -2,55519 |
| 1,40112 | -0,35271 | -1,67366 | 0,61834 | -0,98506 | 0,15479 | -1,24778 | 0,18879 | -0,79773 |
| -1,04775 | 0,3889 | -0,62578 | 0,83952 | 0,48067 | -0,14224 | 0,08483 | -0,58919 | 0,71372 |
| 0,97886 | -1,55968 | -0,44829 | 0,94218 | -1,2712 | -1,95024 | 0,83544 | -0,35273 | -0,28395 |
| -0,22834 | 0,08041 | -0,42562 | 0,30224 | 1,38898 | 0,85642 | 0,79575 | 0,98503 | -0,3511 |
| -0,28565 | 0,93699 | -1,3762 | 0,49855 | 1,21928 | 1,0088 | -0,17637 | 1,37567 | -0,26894 |
| 0,78505 | -0,16294 | -0,53172 | -0,91372 | -0,9999 | 1,07248 | 1,3173 | -0,75762 | -1,56856 |
| 2,37988 | 3,2621 | 0,39979 | -0,99361 | -1,64077 | -0,20149 | 0,06564 | -0,19038 | 0,18688 |
| 0,64867 | -0,73648 | 1,16326 | 0,75488 | 0,17381 | -1,64438 | 1,83013 | -0,56547 | -1,32136 |
| -1,19138 | -0,31183 | -0,26898 | -2,29206 | 0,58465 | -0,96218 | -0,81959 | -1,56694 | -0,50393 |
| -1,44312 | -0,69058 | -1,31542 | 0,13264 | 0,21884 | -0,16666 | 0,87174 | 0,30811 | -0,23425 |
| 0,18505 | -0,90387 | -0,1228 | -1,68645 | 0,11984 | -0,7057 | -0,56043 | 1,31732 | 1,15512 |
| -1,69931 | -0,69408 | -0,37302 | 0,13225 | -0,04233 | 0,1944 | -0,35105 | 0,2218 | 0,62152 |
| -0,17574 | 0,21042 | 0,06734 | -1,5653 | 0,83375 | 0,24864 | 0,07423 | -0,14472 | -0,08119 |
| 0,75504 | -0,66097 | 0,44108 | -2,05053 | 1,69875 | 0,71014 | -0,26549 | -1,7498 | -0,19528 |
| 1,4027 | 0,23045 | 0,23315 | -0,67982 | -0,32786 | 0,11005 | 0,27907 | 2,49461 | 0,51359 |
| 0,13059 | -1,38368 | 2,05375 | -0,04408 | 0,28221 | -0,83886 | -1,28573 | 1,33431 | -0,50553 |
| -0,18869 | 0,07197 | 1,77133 | -1,71466 | -0,21493 | 0,60303 | -0,51084 | -0,41037 | 0,22636 |
| -0,55087 | -0,925 | 1,54112 | 0,86413 | -0,4025 | 1,60269 | 0,80148 | -0,37773 | -1,18824 |
| 0,51303 | -0,33343 | 1,59909 | 0,61562 | -0,87019 | 1,75318 | 1,18098 | -1,02063 | 0,99473 |

## KETERANGAN

gender :
1 = pria : 30
2 = wanita : 30

tipe wajah :
1 = euryprosopic : 20
2 = mesoprosopic : 20
3 = leptoprosopic : 20

var 1 : canggung - nyaman
var 2 : bodoh - pintar
var 3 : kasual -formal
var 4 : bohong - rumit
var 5 : rumit -sederhana
var 6 : kasar - halus
var 7 : egois - peduli
var 8 : lembut - tegas
var 9 : lamban - cekatan

## 3.5 Plot matrix cateye pada wajah leptoprosopic berdasarkan gender responden

plot 1 (x:fac1-kompetensi dan y:fac2-empati)

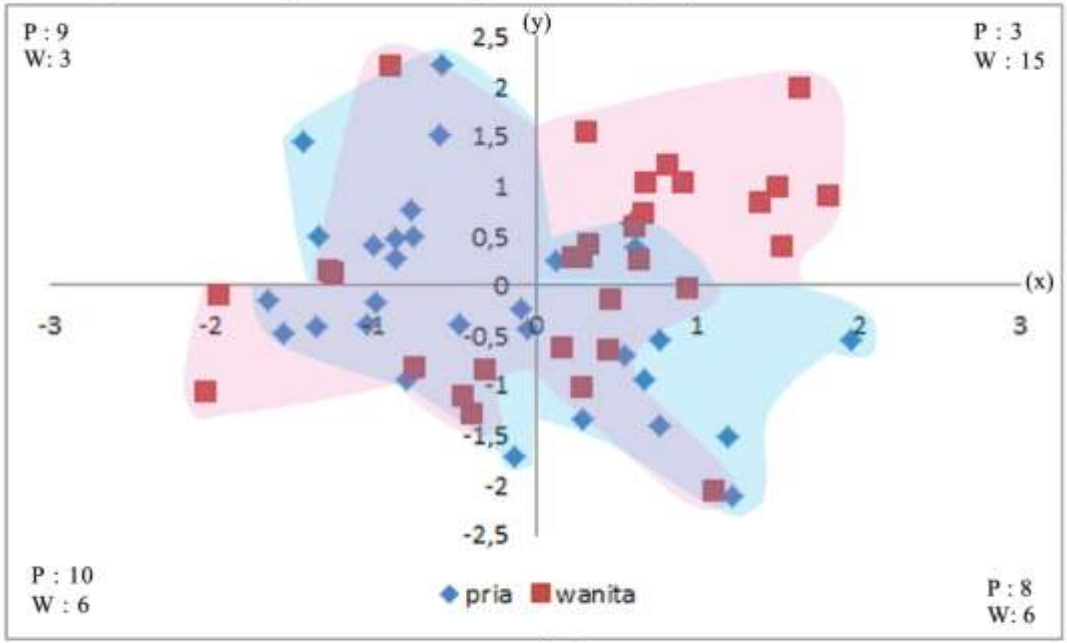


matrix 1

Persepsi wanita pada faktor kompetensi (plot 1 & 2), faktor empati (plot 1 & 3) dan faktor aktifiti (plot 2 & 3) dominan di wilayah positif.

Persepsi pria pada faktor kompetensi (plot 1 & 2), faktor empati (plot 1 & 3) dan faktor aktifiti (plot 2 & 3) dominan di wilayah negatif.

Hasil plot matrix

| gender | kompetensi | empati | aktifiti |
|---|---|---|---|
| pria | - | - | - |
| wanita | + | + | + |

Responden wanita menunjukan persepsi ideal pada kacamata cateye di tipe wajah leptoprosopic.

plot 2 (x:fac1-kompetensi dan y:fac 3-aktifiti)

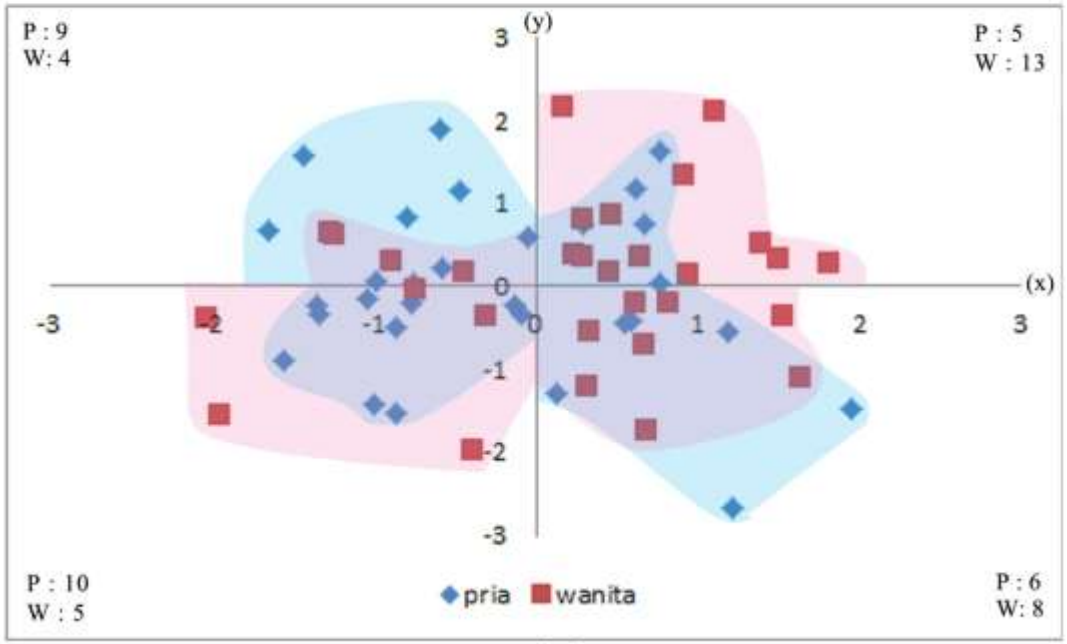


matrix 2

plot 3 (x:fac2-empati dan y:fac3-aktifiti)

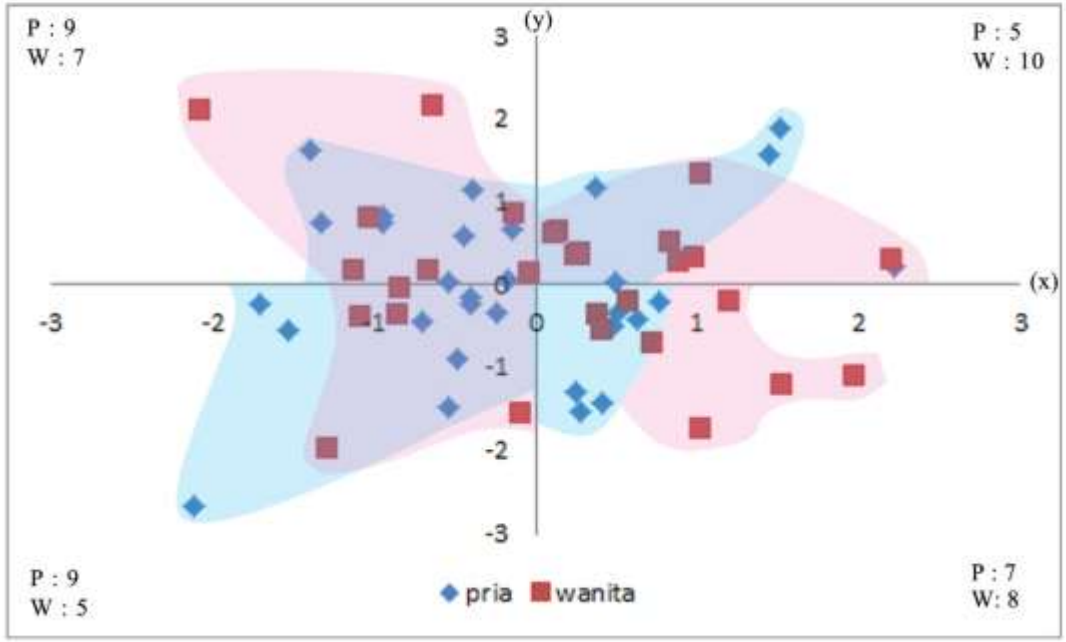


matrix 3

## 3.6 matrix cateye pada wajah leptoprosopic berdasarkan tipe wajah responden

### plot 1 (x:fac1-kompetensi dan y:fac2-empati)

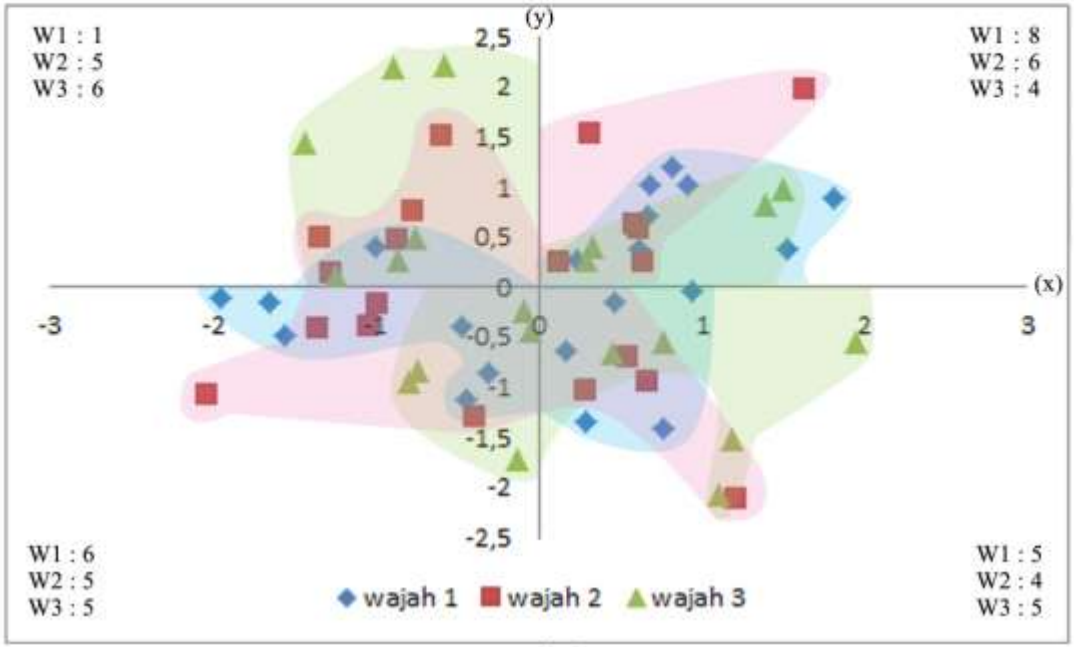


matrix 1

Persepsi responden W1 pada faktor kompetensi (plot 1 & 2) dan faktor aktifiti (plot 2 & 3) dominan di wilayah positif, sedangkan faktor empati (plot 1 & 3) dominan di wilayah negatif.

Persepsi responden W2 pada faktor kompetensi (plot 1 & 2) dominan di wilayah netral, faktor empati (plot 1 & 3) dominan diwilayah positif, sedangkan faktor aktifiti (plot 2 & 3) dominan di wilayah negatif.

Persepsi responden W3 pada faktor kompetensi (plot 1 & 2) dominan di wilayah negatif, faktor empati (plot 1 & 3) berada diwilayah netral dan faktor aktifiti (plot 2 & 3) dominan di wilayah positif.

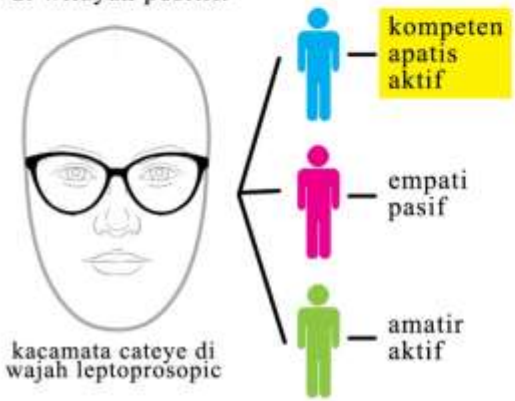


Hasil plot matrix

| tipe wajah | kompetensi | empati | aktifiti |
|---|---|---|---|
| euryprosopic (W1) | + | - | + |
| mesoprosopic (W2) | = | + | - |
| leptoprosopic (W3) | - | = | + |

Responden bertipe wajah euryprosopic (W1) menunjukan persepsi paling ideal pada kacamata cateye di wajah leptoprosopic.

### plot 2 (x:fac1-kompetensi dan y:fac 3-aktifiti)

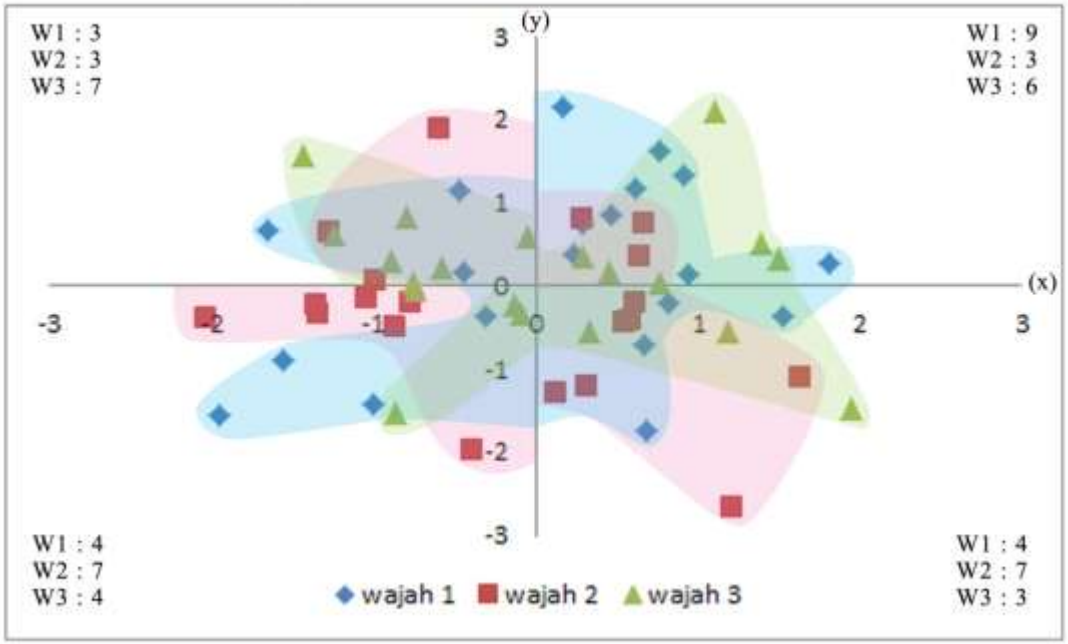


matrix 2

### plot 3 (x:fac2-empati dan y:fac3-aktifiti)

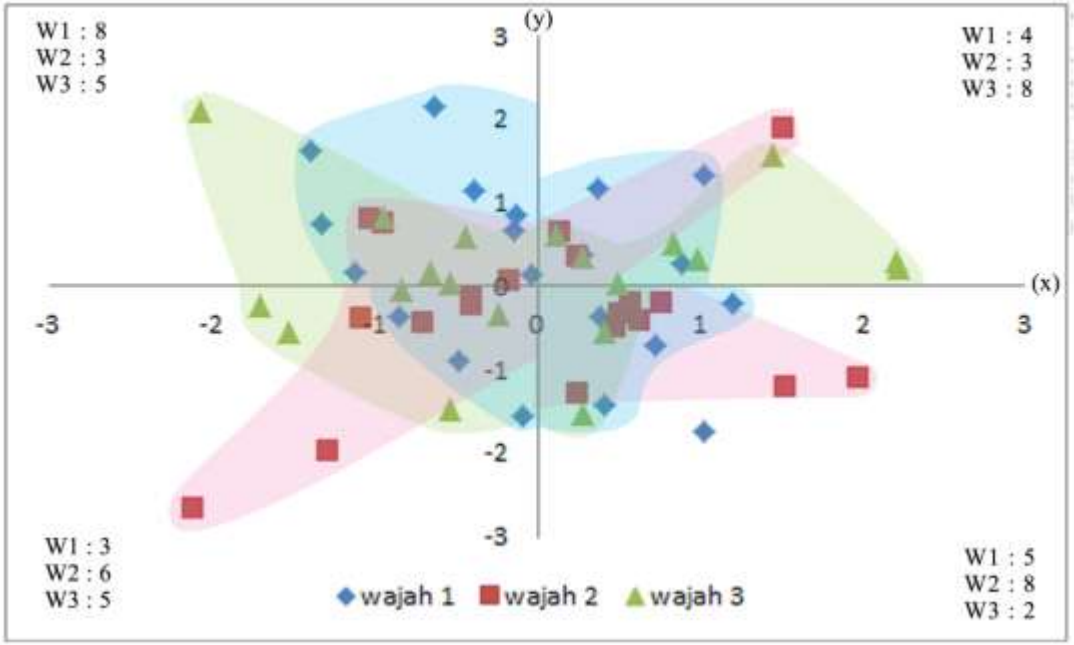


matrix 3

# Analisa kacamata oval

- PCA oval
- Nilai regressi, kordinat x & y pada setiap factor.
- plot matrix responden gender (pria : 30,  wanita : 30)
-plot matrix responden tipe wajah ( W1 : 20, W2 : 20, W3 : 20)

Plot matrix merupakan persebaran posisi persepsi responden sehingga didapatkan wilayah paling dominan. Kordinat x dan y didapatkan dari nilai regresi faktor. Berdasarkan hasil rotasi faktor didapatkan 3 faktor, meliputi faktor kompetensi, empati, dan aktifiti.  Berikut proses  membaca matrix :

1. matrix kanan  > kiri maka fac x = positif (+)
2. matrix kanan  < kiri maka fac x = negatif (-)
3. matrix atas  > bawah maka fac y = positif (+)
4. matrix atas  < bawah maka fac y = negatif (-)

namun jika

5. matrix kanan  = kiri atau matrix atas = bawah maka fac x / fac y = netral (=).

# PRINCIPAL COMPONENT ANALYSIS (FRAME OVAL)

## Frame rectangel ( 9 variabel )

### KMO and Bartlletts test ( euryprosopic )

| | | |
|---|---|---|
| Kaiser-Meyer-Olkin Measure of Sampling Adequacy. | | ,643 |
| Bartlett's Test of Sphericity | Approx. Chi-Square | 135,399 |
| | df | 36 |
| | Sig. | ,000 |

### KMO and Bartlletts test ( mesoprosopic )

| | | |
|---|---|---|
| Kaiser-Meyer-Olkin Measure of Sampling Adequacy. | | ,612 |
| Bartlett's Test of Sphericity | Approx. Chi-Square | 99,812 |
| | df | 36 |
| | Sig. | ,000 |

### KMO and Bartlletts test ( leptoprosopic )

| | | |
|---|---|---|
| Kaiser-Meyer-Olkin Measure of Sampling Adequacy. | | ,567 |
| Bartlett's Test of Sphericity | Approx. Chi-Square | 129,299 |
| | df | 36 |
| | Sig. | ,000 |

### factor rotation ( euryprosopic )

**Rotated Component Matrix[a]**

| | Component | | |
|---|---|---|---|
| | 1 | 2 | 3 |
| canggung_nyaman | -,453 | ,256 | ,752 |
| bodoh_pintar | ,395 | -,242 | ,758 |
| kasual_formal | ,725 | ,082 | ,140 |
| bohong_jujur | ,878 | -,018 | -,059 |
| rumit_sederhana | ,033 | ,715 | -,010 |
| kasar_halus | ,472 | ,676 | -,067 |
| egois_peduli | -,090 | ,744 | -,109 |
| lembut_tegas | -,513 | -,496 | ,359 |
| lamban_cekatan | ,032 | -,446 | ,531 |

### factor rotation ( mesoprosopic )

**Rotated Component Matrix[a]**

| | Component | | |
|---|---|---|---|
| | 1 | 2 | 3 |
| canggung_nyaman | ,075 | ,373 | -,379 |
| bodoh_pintar | ,170 | ,692 | -,097 |
| kasual_formal | ,068 | ,141 | ,817 |
| bohong_jujur | ,303 | ,696 | ,105 |
| rumit_sederhana | ,725 | ,116 | -,211 |
| kasar_halus | ,847 | ,148 | ,262 |
| egois_peduli | ,479 | ,237 | -,564 |
| lembut_tegas | -,576 | ,379 | ,403 |
| lamban_cekatan | -,274 | ,793 | ,048 |

### factor rotation ( leptoprosopic )

**Rotated Component Matrix[a]**

| | Component | | | |
|---|---|---|---|---|
| | 1 | 2 | 3 | 4 |
| canggung_nyaman | -,019 | ,326 | ,155 | ,820 |
| bodoh_pintar | ,225 | -,267 | -,149 | ,664 |
| kasual_formal | ,058 | -,820 | ,064 | -,160 |
| bohong_jujur | ,795 | ,151 | ,075 | -,022 |
| rumit_sederhana | ,325 | ,713 | ,063 | -,153 |
| kasar_halus | ,745 | -,170 | -,234 | ,190 |
| egois_peduli | ,867 | ,245 | -,031 | ,116 |
| lembut_tegas | -,299 | ,065 | ,868 | ,001 |
| lamban_cekatan | ,534 | -,141 | ,694 | ,015 |

### Total variance explained ( euryprosopic )

| Component | Initial Eigenvalues | | | Extraction Sums of Squared Loadings | | | Rotation Sums of Squared Loadings | | |
|---|---|---|---|---|---|---|---|---|---|
| | Total | % of Variance | Cumulative % | Total | % of Variance | Cumulative % | Total | % of Variance | Cumulative % |
| 1 | 2,706 | 30,068 | 30,068 | 2,706 | 30,068 | 30,068 | 2,154 | 23,930 | 23,930 |
| 2 | 1,879 | 20,876 | 50,943 | 1,879 | 20,876 | 50,943 | 2,098 | 23,312 | 47,242 |
| 3 | 1,258 | 13,974 | 64,917 | 1,258 | 13,974 | 64,917 | 1,591 | 17,675 | 64,917 |
| 4 | ,857 | 9,633 | 74,551 | | | | | | |
| 5 | ,668 | 7,418 | 81,968 | | | | | | |
| 6 | ,600 | 6,666 | 88,635 | | | | | | |
| 7 | ,403 | 4,480 | 93,115 | | | | | | |
| 8 | ,316 | 3,507 | 96,622 | | | | | | |
| 9 | ,304 | 3,378 | 100,000 | | | | | | |

| factor 1 | factor 2 | factor 3 |
|---|---|---|
| formal | sederha | nyaman |
| jujur | halus | pintar |
| tegas | peduli | cekatan |

Pada tabel total varience explained (euryprosopic) , terdapat **3 faktor** yang terbentuk dengan total persentase yang dapat menjelaskan variasi sebesar **64,9 %.**

1. score fac 1 : 2.706 - 30,1 % variasi
2. score fac 2 : 1.879 - 20,9 % variasi
3. score fac 3 : 1.258 - 14,0 % variasi

kompetensi empati aktifiti

### Total variance explained ( mesoprosopic )

| Component | Initial Eigenvalues | | | Extraction Sums of Squared Loadings | | | Rotation Sums of Squared Loadings | | |
|---|---|---|---|---|---|---|---|---|---|
| | Total | % of Variance | Cumulative % | Total | % of Variance | Cumulative % | Total | % of Variance | Cumulative % |
| 1 | 2,341 | 26,011 | 26,011 | 2,341 | 26,011 | 26,011 | 2,011 | 22,345 | 22,345 |
| 2 | 1,897 | 21,082 | 47,094 | 1,897 | 21,082 | 47,094 | 1,987 | 22,077 | 44,422 |
| 3 | 1,187 | 13,189 | 60,283 | 1,187 | 13,189 | 60,283 | 1,427 | 15,861 | 60,283 |
| 4 | ,971 | 10,784 | 71,067 | | | | | | |
| 5 | ,753 | 8,365 | 79,432 | | | | | | |
| 6 | ,586 | 6,513 | 85,945 | | | | | | |
| 7 | ,476 | 5,291 | 91,236 | | | | | | |
| 8 | ,451 | 5,015 | 96,251 | | | | | | |
| 9 | ,337 | 3,749 | 100,000 | | | | | | |

| factor 1 | factor 2 | factor 3 |
|---|---|---|
| sederhana | pintar | canggung |
| halus | jujur | formal |
| tegas | cekatan | peduli |

Pada tabel total varience explained (mesoprosopic) , terdapat **3 faktor** yang terbentuk dengan total persentase yang dapat menjelaskan variasi sebesar **60,3 %.**

1. score fac 1 : 2.341 - 26,0 % variasi
2. score fac 2 : 1.897 - 21,9 % variasi
3. score fac 3 : 1.187 - 13,2 % variasi

kompetensi empati aktifiti

### Total variance explained ( leptoprosopic )

| Component | Initial Eigenvalues | | | Extraction Sums of Squared Loadings | | | Rotation Sums of Squared Loadings | | |
|---|---|---|---|---|---|---|---|---|---|
| | Total | % of Variance | Cumulative % | Total | % of Variance | Cumulative % | Total | % of Variance | Cumulative % |
| 1 | 2,597 | 28,857 | 28,857 | 2,597 | 28,857 | 28,857 | 2,471 | 27,454 | 27,454 |
| 2 | 1,501 | 16,676 | 45,534 | 1,501 | 16,676 | 45,534 | 1,495 | 16,607 | 44,061 |
| 3 | 1,303 | 14,476 | 60,009 | 1,303 | 14,476 | 60,009 | 1,351 | 15,015 | 59,076 |
| 4 | 1,129 | 12,545 | 72,554 | 1,129 | 12,545 | 72,554 | 1,213 | 13,478 | 72,554 |
| 5 | ,845 | 9,388 | 81,942 | | | | | | |
| 6 | ,603 | 6,701 | 88,643 | | | | | | |
| 7 | ,481 | 5,341 | 93,983 | | | | | | |
| 8 | ,341 | 3,791 | 97,775 | | | | | | |
| 9 | ,200 | 2,225 | 100,000 | | | | | | |

| factor 1 | factor 2 | factor 3 | factor 4 |
|---|---|---|---|
| jujur | formal | tegas | nyaman |
| halus | sederhana | cekatan | pintar |
| peduli | | | |

Pada tabel total varience explained (leptoprosopic) , terdapat **4 faktor** yang terbentuk dengan total persentase yang dapat menjelaskan variasi sebesar **72,6 %.**

1. score fac 1 : 2.597 - 28,6 % variasi
2. score fac 2 : 1.501 - 16,7 % variasi
3. score fac 3 : 1.303 - 14,5 % variasi
4. score fac 4 : 1.129 - 12,5 % variasi

kompetensi empati aktifiti

# REGRESSION SCORE (FRAME OVAL-EURYPROSOPIC)

| nama | gender | tipe wajah | var 1 | var 2 | var 3 | var 4 | var 5 | var 6 | var 7 | var 8 | var 9 | fac1 | fac2 | fac3 |
|---|---|---|---|---|---|---|---|---|---|---|---|---|---|---|
| Dale | 1 | 1 | 2 | 2 | 7 | 4 | 3 | 4 | 5 | 5 | 3 | -0,22081 | 0,18665 | -1,37684 |
| Tito | 1 | 1 | 5 | 6 | 7 | 6 | 6 | 5 | 2 | 3 | 6 | 1,14458 | 0,51924 | 1,21354 |
| Nanda | 2 | 1 | 1 | 7 | 7 | 5 | 1 | 4 | 4 | 4 | 2 | 1,06512 | -0,6256 | -0,60979 |
| Wildan | 1 | 1 | 1 | 1 | 7 | 6 | 1 | 6 | 4 | 3 | 2 | 0,86138 | -0,05164 | -2,39894 |
| Lucky | 1 | 1 | 4 | 6 | 6 | 4 | 4 | 5 | 5 | 3 | 4 | 0,28894 | 0,97069 | 0,48756 |
| Farhan | 1 | 1 | 6 | 6 | 6 | 3 | 6 | 4 | 3 | 6 | 7 | -0,49333 | 0,51039 | 1,88951 |
| Cany | 2 | 1 | 1 | 1 | 1 | 4 | 6 | 5 | 2 | 3 | 3 | -0,81859 | 0,27267 | -2,40954 |
| Esti | 2 | 1 | 2 | 2 | 2 | 2 | 2 | 2 | 2 | 2 | 2 | -1,37971 | -0,77327 | -2,39319 |
| Karin | 2 | 1 | 7 | 7 | 7 | 5 | 2 | 4 | 2 | 6 | 5 | 0,34345 | -0,3851 | 1,91245 |
| Denisa | 2 | 1 | 4 | 3 | 6 | 2 | 3 | 6 | 4 | 6 | 2 | -0,90903 | 0,76168 | -0,5124 |
| Pahlevi | 1 | 1 | 2 | 6 | 4 | 3 | 2 | 2 | 2 | 4 | 6 | -0,26747 | -1,42569 | -0,21809 |
| Adit | 1 | 1 | 3 | 5 | 4 | 5 | 5 | 6 | 5 | 2 | 1 | 0,29829 | 1,53666 | -0,74 |
| Rizkia | 2 | 1 | 1 | 7 | 7 | 7 | 5 | 6 | 4 | 2 | 3 | 2,05297 | 0,65229 | -0,26437 |
| Mega | 2 | 1 | 3 | 3 | 5 | 4 | 3 | 4 | 4 | 4 | 3 | -0,37303 | 0,1588 | -1,02363 |
| Risthie | 2 | 1 | 3 | 6 | 3 | 4 | 5 | 3 | 3 | 5 | 3 | -0,5173 | -0,047 | -0,12935 |
| Romana | 2 | 1 | 1 | 2 | 6 | 5 | 4 | 6 | 6 | 2 | 2 | 0,46274 | 1,23017 | -1,98306 |
| Zanira | 2 | 1 | 1 | 4 | 5 | 5 | 2 | 7 | 1 | 1 | 7 | 1,35705 | -0,64937 | -0,92435 |
| Andra | 2 | 1 | 4 | 7 | 7 | 6 | 3 | 7 | 2 | 3 | 5 | 1,66476 | 0,20466 | 0,95342 |
| Sarah | 2 | 1 | 2 | 6 | 6 | 7 | 4 | 6 | 3 | 2 | 6 | 1,81399 | 0,09644 | 0,08428 |
| Eka | 2 | 1 | 3 | 5 | 5 | 5 | 1 | 5 | 4 | 1 | 6 | 0,80499 | -0,12024 | -0,26013 |
| Docko | 1 | 2 | 6 | 7 | 7 | 6 | 6 | 5 | 4 | 2 | 3 | 1,03718 | 1,53646 | 1,29085 |
| Suwi | 2 | 2 | 4 | 4 | 6 | 5 | 6 | 7 | 5 | 2 | 3 | 0,56678 | 1,98851 | -0,13878 |
| Fikri | 1 | 2 | 6 | 5 | 6 | 4 | 2 | 3 | 2 | 3 | 7 | 0,02517 | -0,56402 | 0,97224 |
| Tomi | 1 | 2 | 2 | 7 | 6 | 6 | 6 | 5 | 3 | 2 | 6 | 1,51253 | 0,35008 | 0,47077 |
| Aditya | 1 | 2 | 2 | 7 | 7 | 6 | 2 | 3 | 2 | 6 | 6 | 1,13847 | -1,56686 | 0,48073 |
| Sherin | 2 | 2 | 2 | 3 | 3 | 4 | 6 | 5 | 4 | 3 | 4 | -0,39934 | 0,84317 | -1,13328 |
| Ari | 1 | 2 | 6 | 6 | 4 | 4 | 2 | 6 | 4 | 4 | 6 | -0,12042 | 0,54316 | 1,28261 |
| Ijul | 1 | 2 | 2 | 3 | 4 | 4 | 5 | 6 | 4 | 5 | 2 | -0,38758 | 0,83001 | -1,24074 |
| Yusuf | 1 | 2 | 5 | 7 | 5 | 4 | 4 | 4 | 5 | 5 | 4 | -0,21784 | 0,70498 | 1,14357 |
| Tirta | 1 | 2 | 7 | 6 | 2 | 2 | 6 | 6 | 2 | 3 | 3 | -1,10127 | 1,50608 | 1,07948 |
| Berlin | 2 | 2 | 2 | 6 | 7 | 6 | 1 | 5 | 2 | 3 | 6 | 1,60318 | -1,04892 | -0,03248 |
| Yeremia | 1 | 2 | 4 | 3 | 4 | 5 | 3 | 4 | 3 | 3 | 3 | -0,2054 | 0,1013 | -0,91388 |
| Beni | 1 | 2 | 1 | 6 | 5 | 4 | 6 | 5 | 2 | 3 | 3 | 0,5909 | 0,21371 | -0,63485 |
| Samuel | 1 | 2 | 2 | 3 | 5 | 6 | 7 | 5 | 6 | 3 | 6 | 0,43971 | 1,301 | -0,55296 |
| Jason | 1 | 2 | 1 | 6 | 5 | 7 | 2 | 4 | 1 | 5 | 6 | 1,34524 | -1,73237 | -0,33647 |
| Dinan | 2 | 2 | 2 | 4 | 5 | 6 | 5 | 4 | 5 | 2 | 5 | 0,64706 | 0,56883 | -0,72482 |
| Meylani | 2 | 2 | 5 | 4 | 7 | 2 | 4 | 7 | 6 | 3 | 6 | -0,25164 | 1,79784 | 0,76446 |
| Mayang | 2 | 2 | 7 | 4 | 1 | 1 | 4 | 4 | 4 | 4 | 4 | -2,24924 | 1,06496 | 0,49927 |
| Smitha | 2 | 2 | 3 | 6 | 4 | 5 | 4 | 6 | 3 | 2 | 6 | 0,77578 | 0,35705 | 0,27721 |
| Octavia | 2 | 2 | 2 | 7 | 4 | 6 | 2 | 6 | 1 | 2 | 7 | 1,52735 | -0,90991 | 0,23516 |
| Amal | 1 | 3 | 2 | 3 | 1 | 3 | 5 | 3 | 6 | 2 | 7 | -1,16095 | 0,59178 | -0,94989 |
| Dema | 1 | 3 | 4 | 6 | 2 | 4 | 3 | 6 | 6 | 3 | 6 | -0,27594 | 1,0203 | 0,57483 |
| Adrian | 1 | 3 | 5 | 5 | 5 | 3 | 2 | 3 | 3 | 6 | 5 | -0,80266 | -0,54097 | 0,56033 |
| Sasqia | 2 | 3 | 5 | 5 | 5 | 3 | 2 | 1 | 2 | 7 | 7 | -1,01523 | -1,4926 | 0,84224 |
| Anne | 2 | 3 | 3 | 5 | 4 | 3 | 4 | 3 | 4 | 6 | 6 | -0,81296 | -0,28136 | 0,20932 |
| Ganjar | 1 | 3 | 3 | 4 | 2 | 2 | 2 | 3 | 1 | 6 | 3 | -1,45958 | -1,16029 | -0,94836 |
| Ridho | 1 | 3 | 6 | 4 | 1 | 2 | 5 | 4 | 5 | 6 | 6 | -2,09305 | 0,94813 | 0,78822 |
| Priskila | 2 | 3 | 3 | 7 | 6 | 5 | 1 | 2 | 2 | 7 | 7 | 0,38275 | -1,96415 | 0,86534 |
| Melati | 2 | 3 | 2 | 7 | 2 | 4 | 1 | 2 | 1 | 7 | 7 | -0,42419 | -2,36138 | 0,26544 |
| Bekti | 1 | 3 | 3 | 3 | 2 | 3 | 1 | 2 | 2 | 5 | 6 | -1,25639 | -1,53267 | -0,92778 |
| Cica | 2 | 3 | 5 | 6 | 6 | 4 | 2 | 4 | 4 | 6 | 4 | -0,18819 | -0,05083 | 0,83561 |
| Edwina | 2 | 3 | 6 | 5 | 2 | 2 | 2 | 5 | 4 | 6 | 6 | -1,52929 | 0,25095 | 0,98519 |
| Lian | 1 | 3 | 4 | 6 | 2 | 3 | 3 | 2 | 1 | 6 | 6 | -1,04567 | -1,34511 | 0,46498 |
| Derry | 1 | 3 | 5 | 6 | 4 | 4 | 4 | 4 | 2 | 6 | 6 | -0,37718 | -0,3239 | 1,10429 |
| Pandega | 1 | 3 | 6 | 5 | 1 | 6 | 1 | 3 | 4 | 6 | 6 | -0,79613 | -0,61755 | 0,69649 |
| Calvin | 1 | 3 | 5 | 5 | 4 | 5 | 2 | 5 | 5 | 2 | 4 | 0,11308 | 0,75092 | 0,13018 |
| Rizal | 1 | 3 | 4 | 5 | 2 | 3 | 2 | 4 | 1 | 6 | 7 | -0,89107 | -1,20344 | 0,37913 |
| Dwita | 2 | 3 | 4 | 5 | 4 | 3 | 2 | 5 | 3 | 4 | 5 | -0,39285 | -0,09617 | 0,12373 |
| Vina | 2 | 3 | 3 | 6 | 6 | 2 | 1 | 3 | 3 | 5 | 6 | -0,35644 | -1,03156 | 0,34423 |
| Adinda | 2 | 3 | 2 | 5 | 6 | 5 | 3 | 5 | 2 | 3 | 5 | 0,92636 | -0,4676 | -0,42869 |

| pria | | | wanita | | |
|---|---|---|---|---|---|
| fac1 | fac2 | fac3 | fac1 | fac2 | fac3 |
| -0,22081 | 0,18665 | -1,37684 | 1,06512 | -0,6256 | -0,60979 |
| 1,14458 | 0,51924 | 1,21354 | -0,81859 | 0,27267 | -2,40954 |
| 0,86138 | -0,05164 | -2,39894 | -1,37971 | -0,77327 | -2,39319 |
| 0,28894 | 0,97069 | 0,48756 | 0,34345 | -0,3851 | 1,91245 |
| -0,49333 | 0,51039 | 1,88951 | -0,90903 | 0,76168 | -0,5124 |
| -0,26747 | -1,42569 | -0,21809 | 2,05297 | 0,65229 | -0,26437 |
| 0,29829 | 1,53666 | -0,74 | -0,37303 | 0,1588 | -1,02363 |
| 1,03718 | 1,53646 | 1,29085 | -0,5173 | -0,047 | -0,12935 |
| 0,02517 | -0,56402 | 0,97224 | 0,46274 | 1,23017 | -1,98306 |
| 1,51253 | 0,35008 | 0,47077 | 1,35705 | -0,64937 | -0,92435 |
| 1,13847 | -1,56686 | 0,48073 | 1,66476 | 0,20466 | 0,95342 |
| -0,12042 | 0,54316 | 1,28261 | 1,81399 | 0,09644 | 0,08428 |
| -0,38758 | 0,83001 | -1,24074 | 0,80499 | -0,12024 | -0,26013 |
| -0,21784 | 0,70498 | 1,14357 | 0,56678 | 1,98851 | -0,13878 |
| -1,10127 | 1,50608 | 1,07948 | -0,39934 | 0,84317 | -1,13328 |
| -0,2054 | 0,1013 | -0,91388 | 1,60318 | -1,04892 | -0,03248 |
| 0,5909 | 0,21371 | -0,63485 | 0,64706 | 0,56883 | -0,72482 |
| 0,43971 | 1,301 | -0,55296 | -0,25164 | 1,79784 | 0,76446 |
| 1,34524 | -1,73237 | -0,33647 | -2,24924 | 1,06496 | 0,49927 |
| -1,16095 | 0,59178 | -0,94989 | 0,77578 | 0,35705 | 0,27721 |
| -0,27594 | 1,0203 | 0,57483 | 1,52735 | -0,90991 | 0,23516 |
| -0,80266 | -0,54097 | 0,56033 | -1,01523 | -1,4926 | 0,84224 |
| -1,45958 | -1,16029 | -0,94836 | -0,81296 | -0,28136 | 0,20932 |
| -2,09305 | 0,94813 | 0,78822 | 0,38275 | -1,96415 | 0,86534 |
| -1,25639 | -1,53267 | -0,92778 | -0,42419 | -2,36138 | 0,26544 |
| -1,04567 | -1,34511 | 0,46498 | -0,18819 | -0,05083 | 0,83561 |
| -0,37718 | -0,3239 | 1,10429 | -1,52929 | 0,25095 | 0,98519 |
| -0,79613 | -0,61755 | 0,69649 | -0,39285 | -0,09617 | 0,12373 |
| 0,11308 | 0,75092 | 0,13018 | -0,35644 | -1,03156 | 0,34423 |
| -0,89107 | -1,20344 | 0,37913 | 0,92636 | -0,4676 | -0,42869 |

## KETERANGAN

gender :
1 = pria : 30
2 = wanita : 30

tipe wajah :
1 = euryprosopic : 20
2 = mesoprosopic : 20
3 = leptoprosopic : 20

var 1 : canggung - nyaman
var 2 : bodoh - pintar
var 3 : kasual -formal
var 4 : bohong - rumit
var 5 : rumit -sederhana
var 6 : kasar - halus
var 7 : egois - peduli
var 8 : lembut - tegas
var 9 : lamban - cekatan

| tipe wajah 1 | | | tipe wajah 2 | | | tipe wajah 3 | | |
|---|---|---|---|---|---|---|---|---|
| fac1 | fac2 | fac3 | fac1 | fac2 | fac3 | fac1 | fac2 | fac3 |
| -0,22081 | 0,18665 | -1,37684 | 1,03718 | 1,53646 | 1,29085 | -1,16095 | 0,59178 | -0,94989 |
| 1,14458 | 0,51924 | 1,21354 | 0,56678 | 1,98851 | -0,13878 | -0,27594 | 1,0203 | 0,57483 |
| 1,06512 | -0,6256 | -0,60979 | 0,02517 | -0,56402 | 0,97224 | -0,80266 | -0,54097 | 0,56033 |
| 0,86138 | -0,05164 | -2,39894 | 1,51253 | 0,35008 | 0,47077 | -1,01523 | -1,4926 | 0,84224 |
| 0,28894 | 0,97069 | 0,48756 | 1,13847 | -1,56686 | 0,48073 | -0,81296 | -0,28136 | 0,20932 |
| -0,49333 | 0,51039 | 1,88951 | -0,39934 | 0,84317 | -1,13328 | -1,45958 | -1,16029 | -0,94836 |
| -0,81859 | 0,27267 | -2,40954 | -0,12042 | 0,54316 | 1,28261 | -2,09305 | 0,94813 | 0,78822 |
| -1,37971 | -0,77327 | -2,39319 | -0,38758 | 0,83001 | -1,24074 | 0,38275 | -1,96415 | 0,86534 |
| 0,34345 | -0,3851 | 1,91245 | -0,21784 | 0,70498 | 1,14357 | -0,42419 | -2,36138 | 0,26544 |
| -0,90903 | 0,76168 | -0,5124 | -1,10127 | 1,50608 | 1,07948 | -1,25639 | -1,53267 | -0,92778 |
| -0,26747 | -1,42569 | -0,21809 | 1,60318 | -1,04892 | -0,03248 | -0,18819 | -0,05083 | 0,83561 |
| 0,29829 | 1,53666 | -0,74 | -0,2054 | 0,1013 | -0,91388 | -1,52929 | 0,25095 | 0,98519 |
| 2,05297 | 0,65229 | -0,26437 | 0,5909 | 0,21371 | -0,63485 | -1,04567 | -1,34511 | 0,46498 |
| -0,37303 | 0,1588 | -1,02363 | 0,43971 | 1,301 | -0,55296 | -0,37718 | -0,3239 | 1,10429 |
| -0,5173 | -0,047 | -0,12935 | 1,34524 | -1,73237 | -0,33647 | -0,79613 | -0,61755 | 0,69649 |
| 0,46274 | 1,23017 | -1,98306 | 0,64706 | 0,56883 | -0,72482 | 0,11308 | 0,75092 | 0,13018 |
| 1,35705 | -0,64937 | -0,92435 | -0,25164 | 1,79784 | 0,76446 | -0,89107 | -1,20344 | 0,37913 |
| 1,66476 | 0,20466 | 0,95342 | -2,24924 | 1,06496 | 0,49927 | -0,39285 | -0,09617 | 0,12373 |
| 1,81399 | 0,09644 | 0,08428 | 0,77578 | 0,35705 | 0,27721 | -0,35644 | -1,03156 | 0,34423 |
| 0,80499 | -0,12024 | -0,26013 | 1,52735 | -0,90991 | 0,23516 | 0,92636 | -0,4676 | -0,42869 |

## 4.1 Plot matrix oval pada wajah euryprosopic berdasarkan gender responden

plot 1 (x:fac1-aktifiti dan y:fac2-empati )

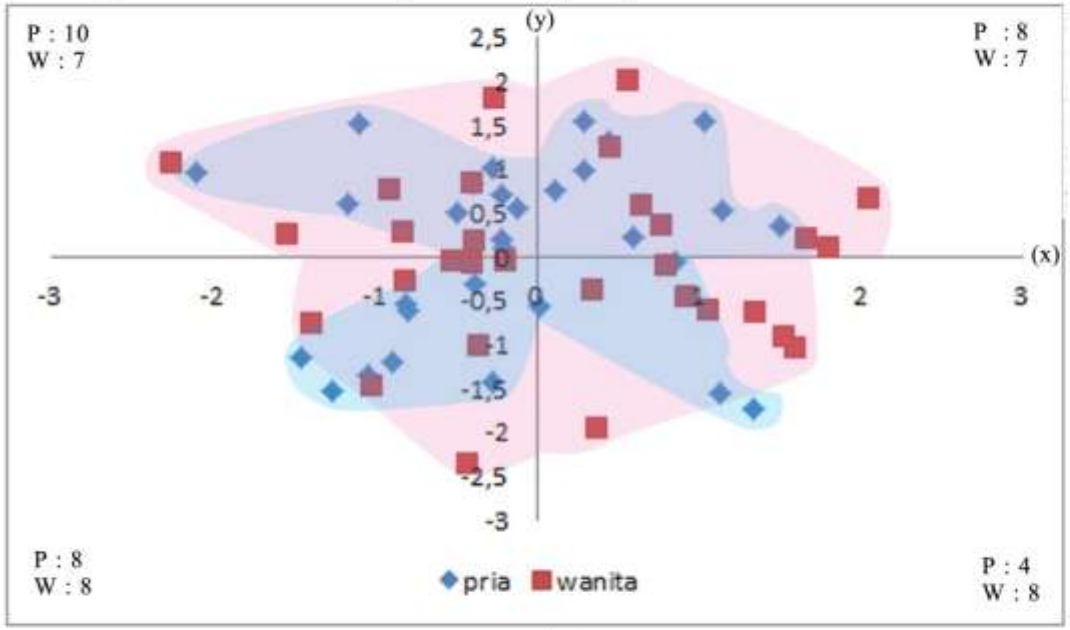


matrix 1

Persepsi wanita pada faktor kompetensi (plot 2 & 3) ) dan faktor aktifiti (plot 1 & 2) berada di wilayah netral sedangkan faktor empati (plot 1 & 3) dominan di wilayah negatif.

Persepsi pria pada faktor kompetensi (plot 2 & 3) dan empati (plot 1 & 3) dominan di-wilayah positif sedangkan faktor aktifiti (plot 1 & 2) dominan di wilayah negatif.

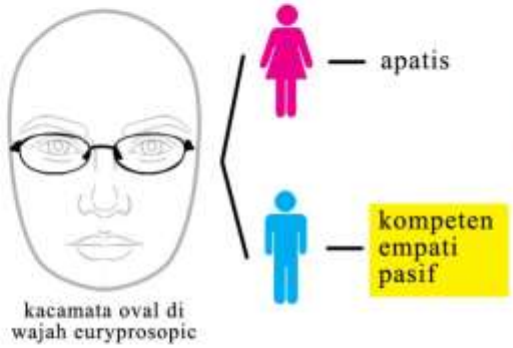


Hasil plot matrix

| gender | kompetensi | empati | aktifiti |
|---|---|---|---|
| pria | + | + | - |
| wanita | = | - | = |

pria menunjukan persepsi yang ideal pada kacamata oval di tipe wajah eu-ryprosopic.

plot 2 (x:fac1-aktifiti dan y:fac3-kompetensi)

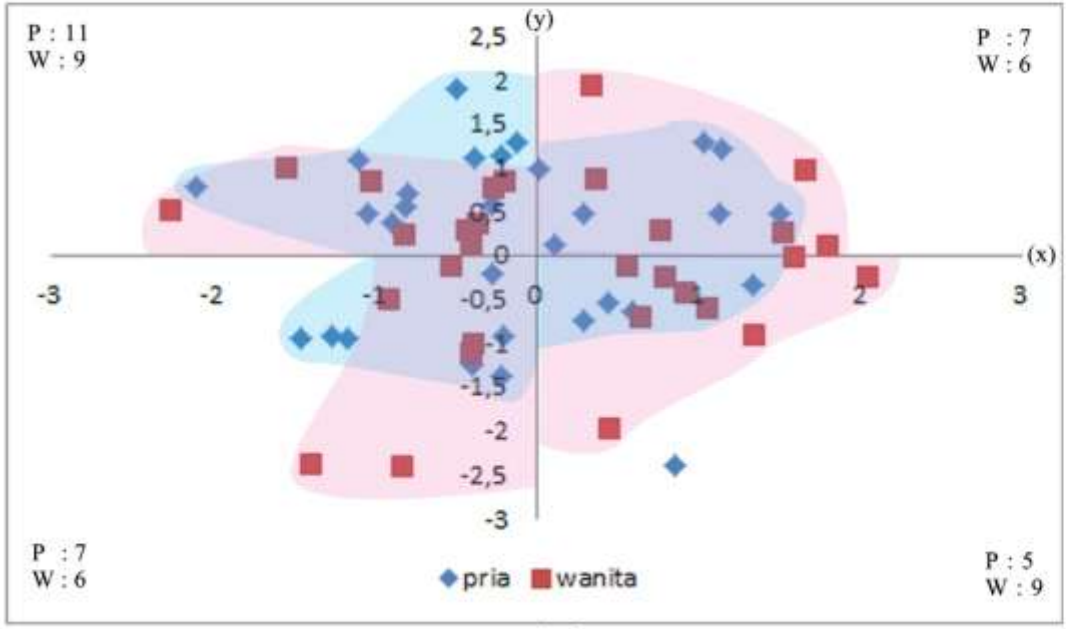


matrix 2

plot 3 (x:fac2-empati dan y:fac3-kompetensi)

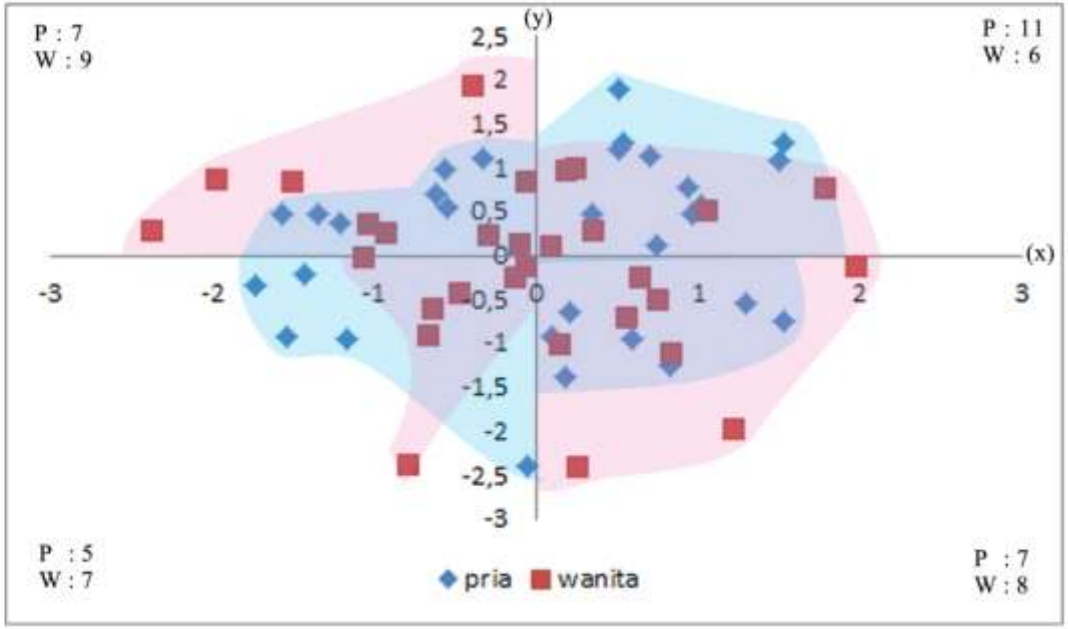


matrix 3

## 4.2 Plot matrix oval pada wajah euryprosopic berdasarkan tipe wajah responden

plot 1 (x:fac1-aktifiti dan y:fac2-empati )

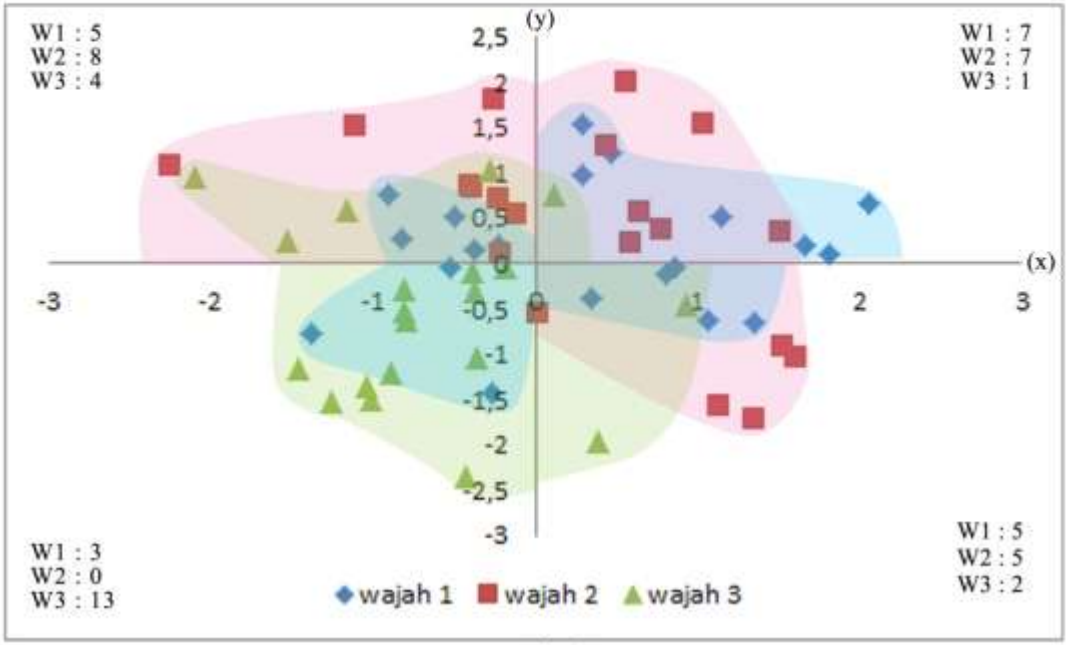


matrix 1

Persepsi responden W1 pada faktor kompetensi (plot 2 & 3) dominan di wilayah negatif, sedangkan faktor empati (plot 1 & 3) dan aktifiti (plot 1 & 2) dominan di wilayah positif.

Persepsi responden W2 pada faktor kompetensi (plot 2 & 3) dan aktifiti (plot 1 & 2), dan faktor empati (plot 1 & 3) dominan di wilayah positif.

Persepsi responden W3 pada faktor kompetensi (plot 2 & 3) dominan di wilayah positif, sedangkan faktor empati (plot 1 & 3) dan aktifiti (plot 1 & 2) dominan di wilayah negatif.

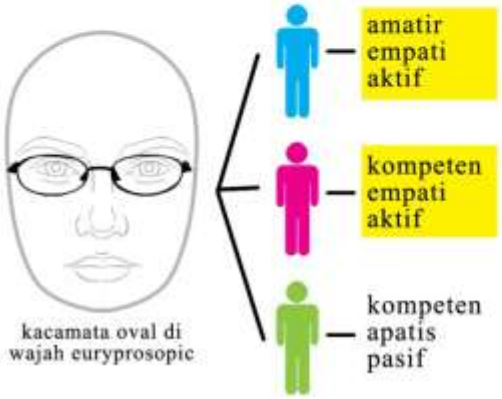


Hasil plot matrix

| tipe wajah | kompetensi | empati | aktifiti |
|---|---|---|---|
| euryprosopic (W1) | - | + | + |
| mesoprosopic (W2) | + | + | + |
| leptoprosopic (W3) | + | - | - |

Responden bertipe wajah euryprosopic (W1) dan mesoprosopic (W2) menunjukan persepsi yang ideal pada kacamata oval di tipe wajah euryprosopic.

plot 2 (x:fac1-aktifiti dan y:fac3-kompetensi)

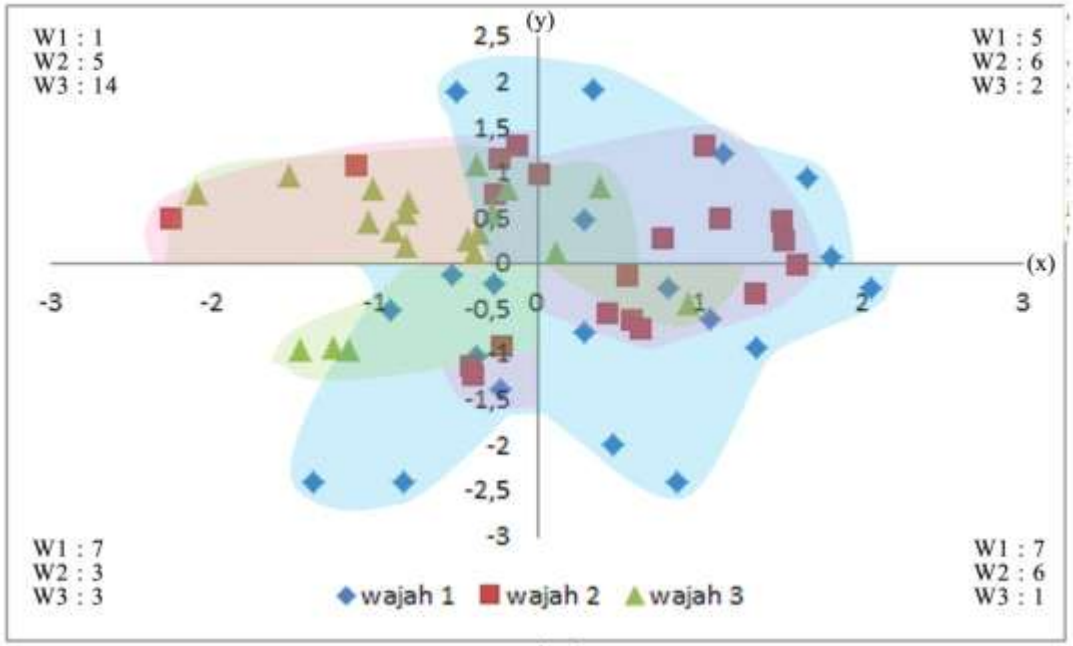


matrix 2

plot 3 (x:fac2-empati dan y:fac3-kompetensi)

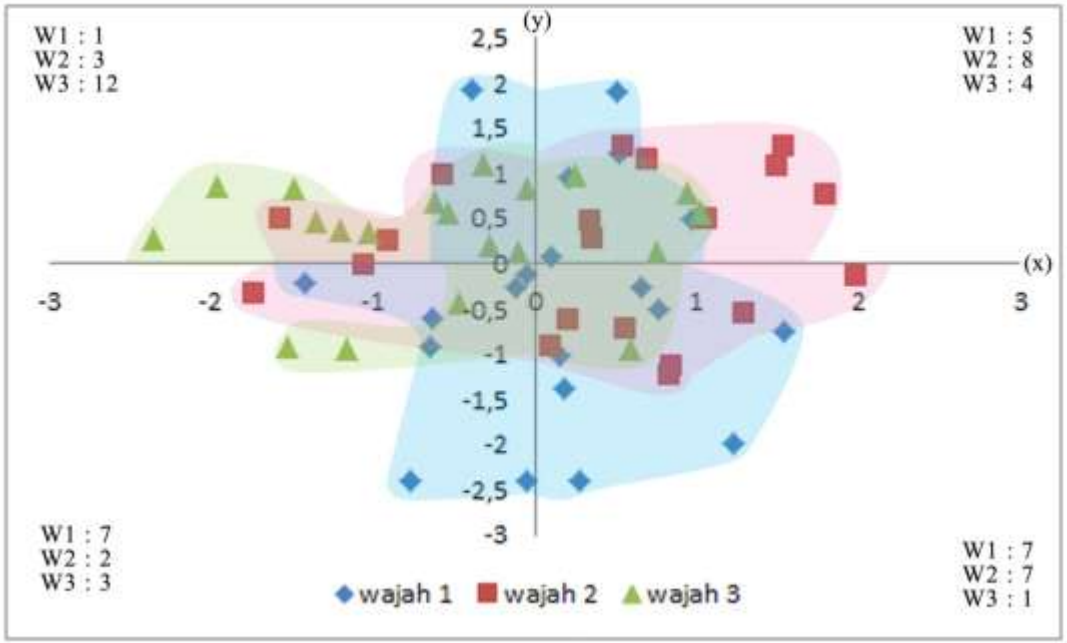


matrix 3

# REGRESSION SCORE (FRAME OVAL-LEPTOPROSOPIC)

| nama | gender | tipe wajah | var 1 | var 2 | var 3 | var 4 | var 5 | var 6 | var 7 | var 8 | var 9 | fac 1 | fac 2 | fac 3 | fac 4 |
|---|---|---|---|---|---|---|---|---|---|---|---|---|---|---|---|
| Dale | 1 | 1 | 1 | 6 | 6 | 4 | 4 | 4 | 2 | 4 | 2 | -0,82136 | -0,39134 | -0,84103 | -0,38229 |
| Tito | 1 | 1 | 6 | 5 | 5 | 5 | 6 | 5 | 2 | 2 | 2 | -0,51249 | 0,93198 | -1,2739 | 0,73288 |
| Nanda | 2 | 1 | 2 | 6 | 7 | 3 | 4 | 7 | 4 | 1 | 1 | -0,02773 | -0,8133 | -2,40375 | 0,07507 |
| Wildan | 1 | 1 | 6 | 5 | 3 | 5 | 6 | 7 | 7 | 6 | 5 | 0,86954 | 1,50967 | 0,62656 | 1,03417 |
| Lucky | 1 | 1 | 4 | 6 | 6 | 6 | 6 | 5 | 5 | 2 | 2 | 0,45833 | 0,48726 | -1,38182 | 0,29683 |
| Farhan | 1 | 1 | 6 | 6 | 7 | 6 | 5 | 6 | 6 | 3 | 7 | 1,35992 | -0,40542 | 0,50491 | 1,01935 |
| Cany | 2 | 1 | 1 | 1 | 5 | 4 | 6 | 3 | 3 | 7 | 5 | -0,68127 | 1,09711 | 1,40338 | -2,39473 |
| Esti | 2 | 1 | 1 | 4 | 7 | 4 | 1 | 4 | 1 | 1 | 1 | -1,131 | -1,177 | -2,0072 | -0,94827 |
| Karin | 2 | 1 | 4 | 7 | 6 | 4 | 1 | 7 | 4 | 6 | 5 | 0,12706 | -1,42701 | 0,50847 | 1,47525 |
| Denisa | 2 | 1 | 2 | 6 | 1 | 4 | 6 | 2 | 2 | 6 | 6 | -1,00298 | 1,77847 | 1,04847 | -0,04058 |
| Pahlevi | 1 | 1 | 2 | 6 | 4 | 3 | 2 | 3 | 2 | 5 | 3 | -1,44008 | -0,10517 | -0,20785 | 0,30381 |
| Adit | 1 | 1 | 6 | 6 | 7 | 7 | 6 | 5 | 6 | 7 | 4 | 0,78115 | 0,29286 | 1,10181 | 0,92409 |
| Rizkia | 2 | 1 | 1 | 7 | 7 | 7 | 2 | 5 | 3 | 6 | 5 | 0,47935 | -1,54524 | 0,72733 | -0,02144 |
| Mega | 2 | 1 | 2 | 3 | 5 | 4 | 3 | 5 | 4 | 3 | 3 | -0,29851 | 0,16056 | -0,83554 | -0,9724 |
| Risthie | 2 | 1 | 5 | 5 | 3 | 6 | 2 | 4 | 2 | 1 | 3 | -0,57588 | 0,60915 | -1,36498 | 0,75988 |
| Romana | 2 | 1 | 1 | 6 | 7 | 7 | 7 | 3 | 2 | 7 | 6 | 0,23456 | -0,13021 | 1,66936 | -0,99367 |
| Zanira | 2 | 1 | 1 | 6 | 6 | 7 | 2 | 6 | 7 | 3 | 7 | 1,80327 | -1,12146 | 0,17762 | -0,36527 |
| Andra | 2 | 1 | 2 | 5 | 7 | 6 | 3 | 7 | 6 | 2 | 6 | 1,54869 | -1,11543 | -0,41732 | -0,44681 |
| Sarah | 2 | 1 | 3 | 7 | 4 | 7 | 1 | 6 | 5 | 4 | 5 | 0,84524 | -0,57205 | -0,11831 | 0,95506 |
| Eka | 2 | 1 | 1 | 5 | 5 | 6 | 4 | 5 | 6 | 2 | 6 | 1,15593 | -0,06426 | -0,37163 | -0,86794 |
| Docko | 1 | 2 | 5 | 5 | 2 | 7 | 6 | 3 | 5 | 4 | 3 | -0,00161 | 2,28158 | -0,26325 | 0,36975 |
| Suwi | 2 | 2 | 3 | 5 | 6 | 6 | 6 | 6 | 6 | 5 | 6 | 1,23038 | 0,18012 | 0,72406 | -0,33179 |
| Fikri | 1 | 2 | 6 | 7 | 6 | 6 | 2 | 5 | 6 | 2 | 3 | 0,4766 | -0,47634 | -1,06811 | 1,7218 |
| Tomi | 1 | 2 | 7 | 7 | 7 | 2 | 1 | 2 | 1 | 7 | 1 | -2,56862 | -0,88661 | 0,30711 | 2,33934 |
| Aditya | 1 | 2 | 3 | 5 | 6 | 6 | 2 | 4 | 5 | 3 | 4 | 0,27172 | -0,48572 | -0,37857 | -0,07305 |
| Sherin | 2 | 2 | 2 | 2 | 6 | 4 | 2 | 3 | 1 | 3 | 2 | -1,41897 | -0,17388 | -0,8091 | -1,41221 |
| Ari | 1 | 2 | 6 | 3 | 4 | 6 | 3 | 3 | 4 | 5 | 6 | -0,22698 | 0,88649 | 1,19143 | 0,18647 |
| Ijul | 1 | 2 | 1 | 4 | 7 | 4 | 2 | 3 | 4 | 5 | 3 | -0,68031 | -0,77988 | 0,01988 | -1,03839 |
| Yusuf | 1 | 2 | 5 | 6 | 5 | 4 | 4 | 4 | 3 | 4 | 4 | -0,62475 | 0,18723 | -0,07772 | 0,99875 |
| Tirta | 1 | 2 | 6 | 4 | 4 | 4 | 4 | 5 | 5 | 5 | 5 | -0,14142 | 0,85799 | 0,5565 | 0,72688 |
| Berlin | 2 | 2 | 1 | 3 | 7 | 3 | 2 | 5 | 3 | 5 | 5 | -0,4491 | -1,11726 | 0,45017 | -1,24759 |
| Yeremia | 1 | 2 | 5 | 6 | 6 | 6 | 4 | 3 | 3 | 6 | 6 | -0,17361 | -0,14226 | 1,42896 | 0,75682 |
| Beni | 1 | 2 | 1 | 7 | 4 | 2 | 7 | 1 | 2 | 2 | 1 | -1,77448 | 1,17998 | -1,7364 | -0,24862 |
| Samuel | 1 | 2 | 3 | 4 | 6 | 3 | 2 | 6 | 3 | 6 | 6 | -0,31129 | -0,92201 | 0,99577 | -0,07201 |
| Jason | 1 | 2 | 1 | 5 | 7 | 7 | 7 | 2 | 3 | 6 | 7 | 0,39849 | 0,07798 | 1,77482 | -1,45908 |
| Dinan | 2 | 2 | 4 | 3 | 5 | 3 | 4 | 6 | 4 | 5 | 4 | -0,35761 | 0,37206 | 0,12285 | -0,23835 |
| Meylani | 2 | 2 | 1 | 5 | 6 | 6 | 7 | 7 | 6 | 3 | 6 | 1,71256 | 0,12026 | -0,15398 | -1,09028 |
| Mayang | 2 | 2 | 7 | 4 | 1 | 5 | 5 | 5 | 5 | 5 | 5 | -0,08311 | 2,26312 | 0,50671 | 1,08875 |
| Smitha | 2 | 2 | 2 | 6 | 6 | 6 | 3 | 5 | 6 | 1 | 5 | 1,05365 | -0,63217 | -0,96601 | -0,13863 |
| Octavia | 2 | 2 | 1 | 6 | 5 | 7 | 3 | 6 | 6 | 3 | 7 | 1,61745 | -0,59595 | 0,14507 | -0,39904 |
| Amal | 1 | 3 | 2 | 7 | 7 | 4 | 2 | 6 | 2 | 2 | 6 | 0,15986 | -1,86858 | -0,47577 | 0,4756 |
| Dema | 1 | 3 | 1 | 5 | 6 | 4 | 2 | 4 | 2 | 6 | 5 | -0,67495 | -0,97502 | 0,77498 | -0,54599 |
| Adrian | 1 | 3 | 6 | 5 | 5 | 5 | 6 | 4 | 5 | 5 | 5 | 0,08048 | 0,9856 | 0,70747 | 0,70569 |
| Sasqia | 2 | 3 | 2 | 2 | 6 | 2 | 2 | 2 | 1 | 7 | 1 | -2,44091 | -0,00603 | 0,26 | -1,22439 |
| Anne | 2 | 3 | 4 | 5 | 7 | 5 | 6 | 5 | 6 | 6 | 5 | 0,61786 | 0,0892 | 0,92714 | -0,01385 |
| Ganjar | 1 | 3 | 5 | 6 | 6 | 6 | 6 | 6 | 5 | 5 | 6 | 0,9651 | 0,14678 | 0,7916 | 0,70982 |
| Ridho | 1 | 3 | 6 | 5 | 5 | 2 | 2 | 3 | 2 | 7 | 5 | -1,69162 | -0,1487 | 1,35998 | 1,30101 |
| Priskila | 2 | 3 | 2 | 1 | 6 | 4 | 2 | 3 | 2 | 5 | 6 | -0,83315 | -0,30331 | 1,11322 | -1,78725 |
| Melati | 2 | 3 | 1 | 6 | 7 | 3 | 1 | 3 | 1 | 2 | 2 | -1,41691 | -1,48184 | -1,42145 | -0,18518 |
| Bekti | 1 | 3 | 1 | 6 | 7 | 2 | 1 | 3 | 2 | 6 | 7 | -1,01067 | -1,86014 | 1,38164 | -0,08579 |
| Cica | 2 | 3 | 4 | 6 | 5 | 4 | 5 | 5 | 4 | 3 | 4 | -0,06967 | 0,28924 | -0,57236 | 0,59889 |
| Edwina | 2 | 3 | 7 | 7 | 7 | 5 | 2 | 7 | 6 | 2 | 6 | 1,0631 | -1,24705 | -0,29579 | 2,14037 |
| Lian | 1 | 3 | 1 | 3 | 4 | 6 | 5 | 6 | 6 | 3 | 2 | 0,68681 | 1,08748 | -1,26625 | -1,50994 |
| Derry | 1 | 3 | 6 | 6 | 2 | 4 | 6 | 4 | 4 | 2 | 4 | -0,41786 | 1,83594 | -0,84586 | 1,28417 |
| Pandega | 1 | 3 | 1 | 3 | 6 | 6 | 6 | 6 | 6 | 2 | 3 | 1,05462 | 0,53277 | -1,19259 | -1,77562 |
| Calvin | 1 | 3 | 5 | 5 | 5 | 6 | 2 | 5 | 5 | 6 | 5 | 0,25807 | -0,12056 | 0,89819 | 0,7789 |
| Rizal | 1 | 3 | 2 | 6 | 7 | 6 | 5 | 4 | 5 | 3 | 4 | 0,57886 | -0,34272 | -0,41385 | -0,40058 |
| Dwita | 2 | 3 | 2 | 4 | 3 | 5 | 6 | 3 | 6 | 6 | 5 | 0,082 | 1,65126 | 0,86093 | -0,91148 |
| Vina | 2 | 3 | 2 | 6 | 2 | 6 | 6 | 7 | 7 | 2 | 3 | 1,24519 | 1,52939 | -1,61709 | -0,00991 |
| Adinda | 2 | 3 | 3 | 5 | 5 | 5 | 4 | 5 | 5 | 2 | 6 | 0,64303 | 0,01237 | -0,28889 | -0,127 |

| pria | | | | wanita | | | |
|---|---|---|---|---|---|---|---|
| fac 1 | fac 2 | fac 3 | fac 4 | fac 1 | fac 2 | fac 3 | fac 4 |
| -0,82136 | -0,39134 | -0,84103 | -0,38229 | -0,02773 | -0,8133 | -2,40375 | 0,07507 |
| -0,51249 | 0,93198 | -1,2739 | 0,73288 | -0,68127 | 1,09711 | 1,40338 | -2,39473 |
| 0,86954 | 1,50967 | 0,62656 | 1,03417 | -1,131 | -1,177 | -2,0072 | -0,94827 |
| 0,45833 | 0,48726 | -1,38182 | 0,29683 | 0,12706 | -1,42701 | 0,50847 | 1,47525 |
| 1,35992 | -0,40542 | 0,50491 | 1,01935 | -1,00298 | 1,77847 | 1,04847 | -0,04058 |
| -1,44008 | -0,10517 | -0,20785 | 0,30381 | 0,47935 | -1,54524 | 0,72733 | -0,02144 |
| 0,78115 | 0,29286 | 1,10181 | 0,92409 | -0,29851 | 0,16056 | -0,83554 | -0,9724 |
| -0,00161 | 2,28158 | -0,26325 | 0,36975 | -0,57588 | 0,60915 | -1,36498 | 0,75988 |
| 0,4766 | -0,47634 | -1,06811 | 1,7218 | 0,23456 | -0,13021 | 1,66936 | -0,99367 |
| -2,56862 | -0,88661 | 0,30711 | 2,33934 | 1,80327 | -1,12146 | 0,17762 | -0,36527 |
| 0,27172 | -0,48572 | -0,37857 | -0,07305 | 1,54869 | -1,11543 | -0,41732 | -0,44681 |
| -0,22698 | 0,88649 | 1,19143 | 0,18647 | 0,84524 | -0,57205 | -0,11831 | 0,95506 |
| -0,68031 | -0,77988 | 0,01988 | -1,03839 | 1,15593 | -0,06426 | -0,37163 | -0,86794 |
| -0,62475 | 0,18723 | -0,07772 | 0,99875 | 1,23038 | 0,18012 | 0,72406 | -0,33179 |
| -0,14142 | 0,85799 | 0,5565 | 0,72688 | -1,41897 | -0,17388 | -0,8091 | -1,41221 |
| -0,17361 | -0,14226 | 1,42896 | 0,75682 | -0,4491 | -1,11726 | 0,45017 | -1,24759 |
| -1,77448 | 1,17998 | -1,7364 | -0,24862 | -0,35761 | 0,37206 | 0,12285 | -0,23835 |
| -0,31129 | -0,92201 | 0,99577 | -0,07201 | 1,71256 | 0,12026 | -0,15398 | -1,09028 |
| 0,39849 | 0,07798 | 1,77482 | -1,45908 | -0,08311 | 2,26312 | 0,50671 | 1,08875 |
| 0,15986 | -1,86858 | -0,47577 | 0,4756 | 1,05365 | -0,63217 | -0,96601 | -0,13863 |
| -0,67495 | -0,97502 | 0,77498 | -0,54599 | 1,61745 | -0,59595 | 0,14507 | -0,39904 |
| 0,08048 | 0,9856 | 0,70747 | 0,70569 | -2,44091 | -0,00603 | 0,26 | -1,22439 |
| 0,9651 | 0,14678 | 0,7916 | 0,70982 | 0,61786 | 0,0892 | 0,92714 | -0,01385 |
| -1,69162 | -0,1487 | 1,35998 | 1,30101 | -0,83315 | -0,30331 | 1,11322 | -1,78725 |
| -1,01067 | -1,86014 | 1,38164 | -0,08579 | -1,41691 | -1,48184 | -1,42145 | -0,18518 |
| 0,68681 | 1,08748 | -1,26625 | -1,50994 | -0,06967 | 0,28924 | -0,57236 | 0,59889 |
| -0,41786 | 1,83594 | -0,84586 | 1,28417 | 1,0631 | -1,24705 | -0,29579 | 2,14037 |
| 1,05462 | 0,53277 | -1,19259 | -1,77562 | 0,082 | 1,65126 | 0,86093 | -0,91148 |
| 0,25807 | -0,12056 | 0,89819 | 0,7789 | 1,24519 | 1,52939 | -1,61709 | -0,00991 |
| 0,57886 | -0,34272 | -0,41385 | -0,40058 | 0,64303 | 0,01237 | -0,28889 | -0,127 |

| tipe wajah 1 | | | | tipe wajah 2 | | | | tipe wajah 3 | | | |
|---|---|---|---|---|---|---|---|---|---|---|---|
| fac 1 | fac 2 | fac 3 | fac 4 | fac 1 | fac 2 | fac 3 | fac 4 | fac 1 | fac 2 | fac 3 | fac 4 |
| -0,82136 | -0,39134 | -0,84103 | -0,38229 | -0,00161 | 2,28158 | -0,26325 | 0,36975 | 0,15986 | -1,86858 | -0,47577 | 0,4756 |
| -0,51249 | 0,93198 | -1,2739 | 0,73288 | 1,23038 | 0,18012 | 0,72406 | -0,33179 | -0,67495 | -0,97502 | 0,77498 | -0,54599 |
| -0,02773 | -0,8133 | -2,40375 | 0,07507 | 0,4766 | -0,47634 | -1,06811 | 1,7218 | 0,08048 | 0,9856 | 0,70747 | 0,70569 |
| 0,86954 | 1,50967 | 0,62656 | 1,03417 | -2,56862 | -0,88661 | 0,30711 | 2,33934 | -2,44091 | -0,00603 | 0,26 | -1,22439 |
| 0,45833 | 0,48726 | -1,38182 | 0,29683 | 0,27172 | -0,48572 | -0,37857 | -0,07305 | 0,61786 | 0,0892 | 0,92714 | -0,01385 |
| 1,35992 | -0,40542 | 0,50491 | 1,01935 | -1,41897 | -0,17388 | -0,8091 | -1,41221 | 0,9651 | 0,14678 | 0,7916 | 0,70982 |
| -0,68127 | 1,09711 | 1,40338 | -2,39473 | -0,22698 | 0,88649 | 1,19143 | 0,18647 | -1,69162 | -0,1487 | 1,35998 | 1,30101 |
| -1,131 | -1,177 | -2,0072 | -0,94827 | -0,68031 | -0,77988 | 0,01988 | -1,03839 | -0,83315 | -0,30331 | 1,11322 | -1,78725 |
| 0,12706 | -1,42701 | 0,50847 | 1,47525 | -0,62475 | 0,18723 | -0,07772 | 0,99875 | -1,41691 | -1,48184 | -1,42145 | -0,18518 |
| -1,00298 | 1,77847 | 1,04847 | -0,04058 | -0,14142 | 0,85799 | 0,5565 | 0,72688 | -1,01067 | -1,86014 | 1,38164 | -0,08579 |
| -1,44008 | -0,10517 | -0,20785 | 0,30381 | -0,4491 | -1,11726 | 0,45017 | -1,24759 | -0,06967 | 0,28924 | -0,57236 | 0,59889 |
| 0,78115 | 0,29286 | 1,10181 | 0,92409 | -0,17361 | -0,14226 | 1,42896 | 0,75682 | 1,0631 | -1,24705 | -0,29579 | 2,14037 |
| 0,47935 | -1,54524 | 0,72733 | -0,02144 | -1,77448 | 1,17998 | -1,7364 | -0,24862 | 0,68681 | 1,08748 | -1,26625 | -1,50994 |
| -0,29851 | 0,16056 | -0,83554 | -0,9724 | -0,31129 | -0,92201 | 0,99577 | -0,07201 | -0,41786 | 1,83594 | -0,84586 | 1,28417 |
| -0,57588 | 0,60915 | -1,36498 | 0,75988 | 0,39849 | 0,07798 | 1,77482 | -1,45908 | 1,05462 | 0,53277 | -1,19259 | -1,77562 |
| 0,23456 | -0,13021 | 1,66936 | -0,99367 | -0,35761 | 0,37206 | 0,12285 | -0,23835 | 0,25807 | -0,12056 | 0,89819 | 0,7789 |
| 1,80327 | -1,12146 | 0,17762 | -0,36527 | 1,71256 | 0,12026 | -0,15398 | -1,09028 | 0,57886 | -0,34272 | -0,41385 | -0,40058 |
| 1,54869 | -1,11543 | -0,41732 | -0,44681 | -0,08311 | 2,26312 | 0,50671 | 1,08875 | 0,082 | 1,65126 | 0,86093 | -0,91148 |
| 0,84524 | -0,57205 | -0,11831 | 0,95506 | 1,05365 | -0,63217 | -0,96601 | -0,13863 | 1,24519 | 1,52939 | -1,61709 | -0,00991 |
| 1,15593 | -0,06426 | -0,37163 | -0,86794 | 1,61745 | -0,59595 | 0,14507 | -0,39904 | 0,64303 | 0,01237 | -0,28889 | -0,127 |

## KETERANGAN

gender :
1 = pria : 30
2 = wanita : 30

tipe wajah :
1 = euryprosopic : 20
2 = mesoprosopic : 20
3 = leptoprosopic : 20

var 1 : canggung - nyaman
var 2 : bodoh - pintar
var 3 : kasual -formal
var 4 : bohong - rumit
var 5 : rumit -sederhana
var 6 : kasar - halus
var 7 : egois - peduli
var 8 : lembut - tegas
var 9 : lamban - cekatan

## 4.3 Plot matrix oval pada wajah mesoprosopic berdasarkan gender responden

plot 1 (x:fac1-aktifiti dan y:fac2-kompetensi)

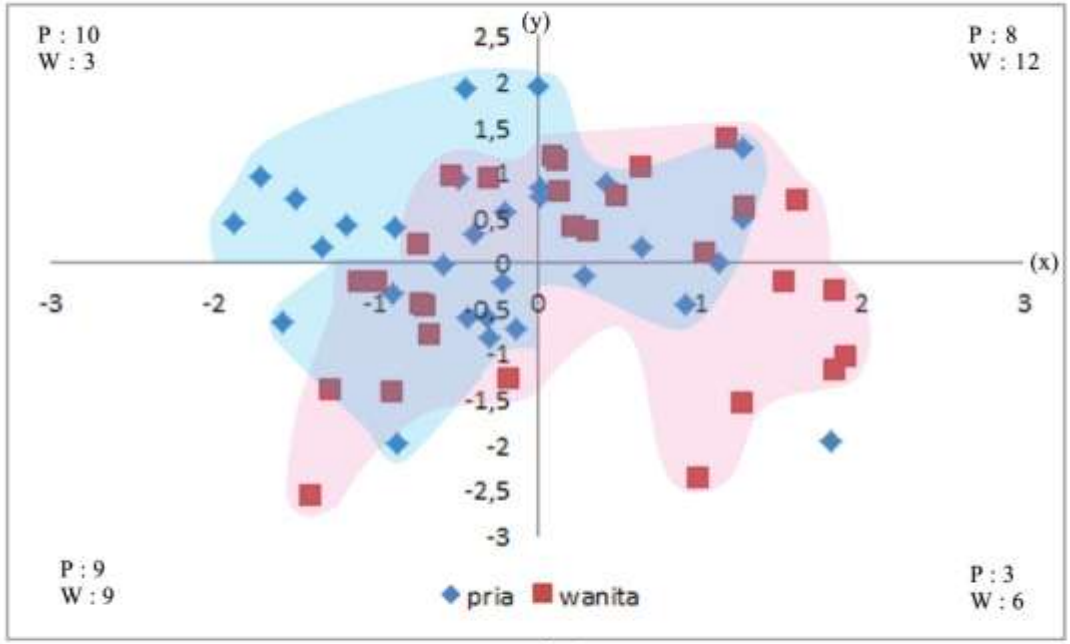


matrix 1

Persepsi wanita pada faktor kompetensi (plot 1 & 3) berada di wilayah netral, faktor empati (plot 2 & 3) dan faktor aktifiti (plot 1 & 2) dominan di wilayah positif.

Persepsi pria pada faktor kompetensi (plot 1 & 3) dominan diwilayah positif, sedangkan faktor empati (plot 2 & 3), dan aktifiti (plot 1 & 2) dominan di wilayah negatif.

Hasil plot matrix

| gender | kompetensi | empati | aktifiti |
|---|---|---|---|
| pria | + | - | - |
| wanita | = | + | + |

Gender wanita menunjukan persepsi yang ideal pada kacamata oval di tipe wajah mesoprosopic.

plot 2 (x:fac1-aktifiti dan y:fac3-empati)

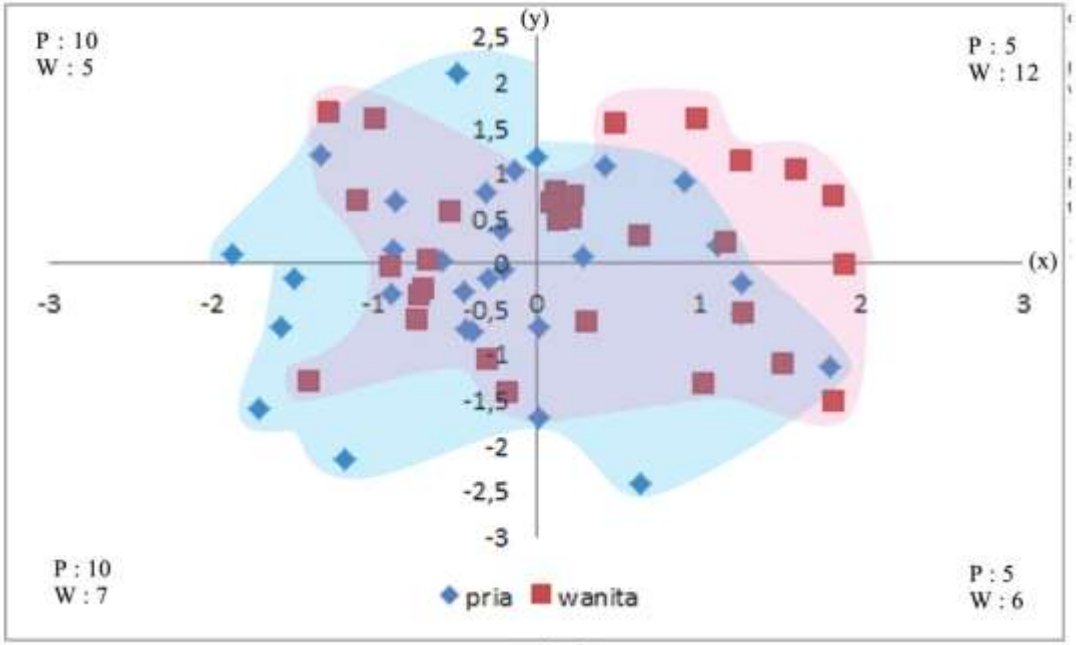


matrix 2

plot 3 (x:fac2-kompetensi dan y:fac3-empati)

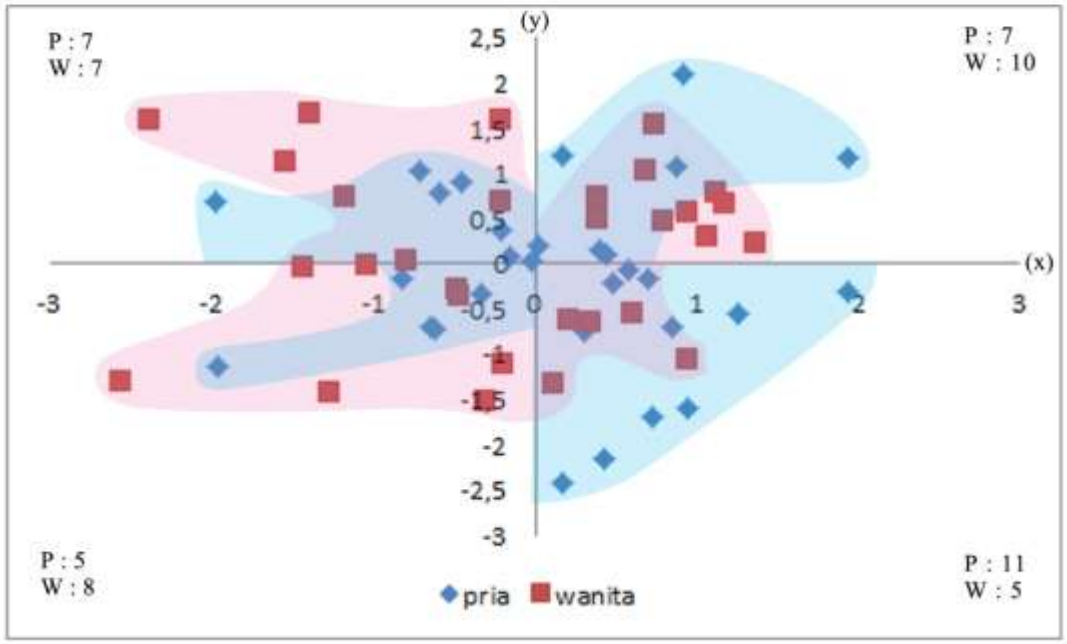


matrix 3

## 4.4 Plot matrix oval pada wajah mesoprosopic berdasarkan tipe wajah responden

plot 1 (x:fac1-aktifiti dan y:fac2-kompetensi)

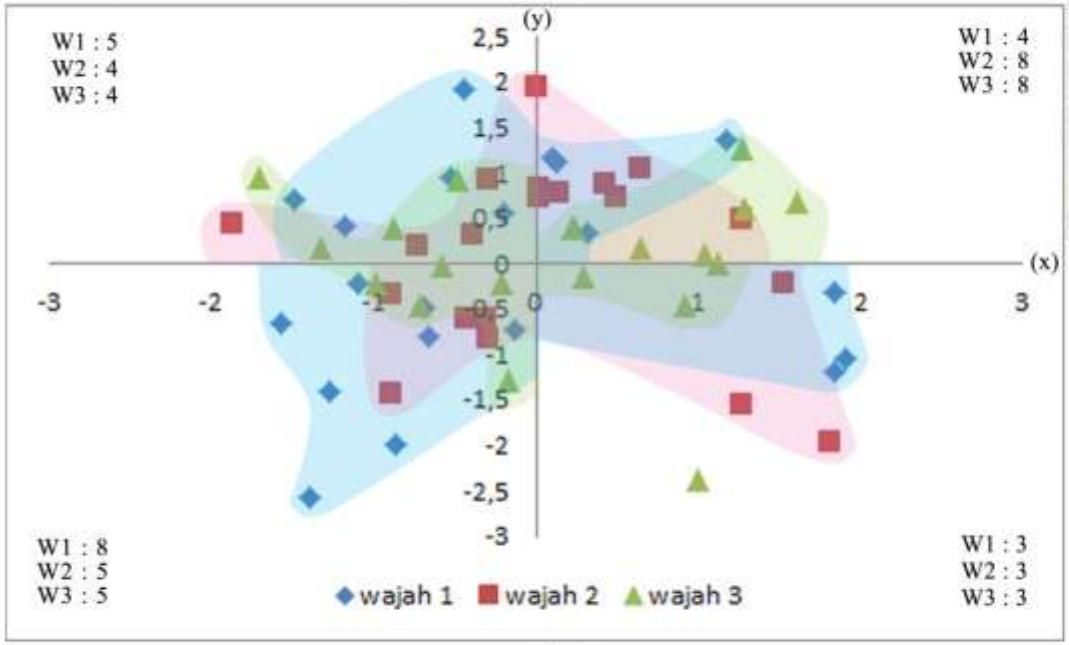


matrix 1

Persepsi responden W1 pada faktor kompetensi (plot 1 & 3) dan faktor aktifiti (plot 1 & 2) dominan di wilayah negatif, sedangkan faktor empati (plot 2 & 3) berada di wilayah netral.

Persepsi responden W2 pada faktor kompetensi (plot 1 & 3) dan faktor aktifiti (plot 1 & 2) dominan diwilayah positif, sedangkan empati (plot 2 & 3) dominan di wilayah negatif.

Persepsi responden W3 pada faktor kompetensi (plot 1 & 3), faktor empati (plot 2 & 3) dan faktor aktifiti (plot 1 & 2) dominan di wilayah positif.

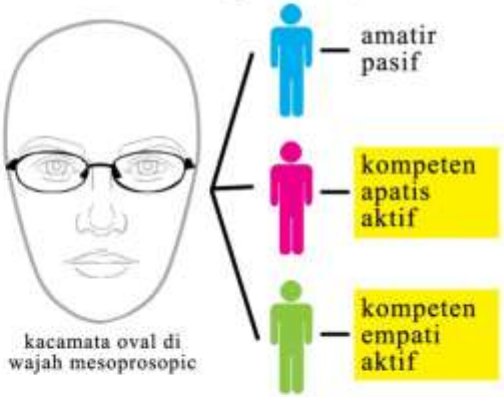


Hasil plot matrix

| tipe wajah | kompetensi | empati | aktifiti |
|---|---|---|---|
| euryprosopic (W1) | - | = | - |
| mesoprosopic (W2) | + | - | + |
| leptoprosopic (W3) | + | + | + |

Responden bertipe wajah mesoprosopic (W2) dan leptoprosopic (W3) menunjukan persepsi yang ideal pada kacamata oval di tipe wajah mesoprosopic.

plot 2 (x:fac1-aktifiti dan y:fac3-empati)

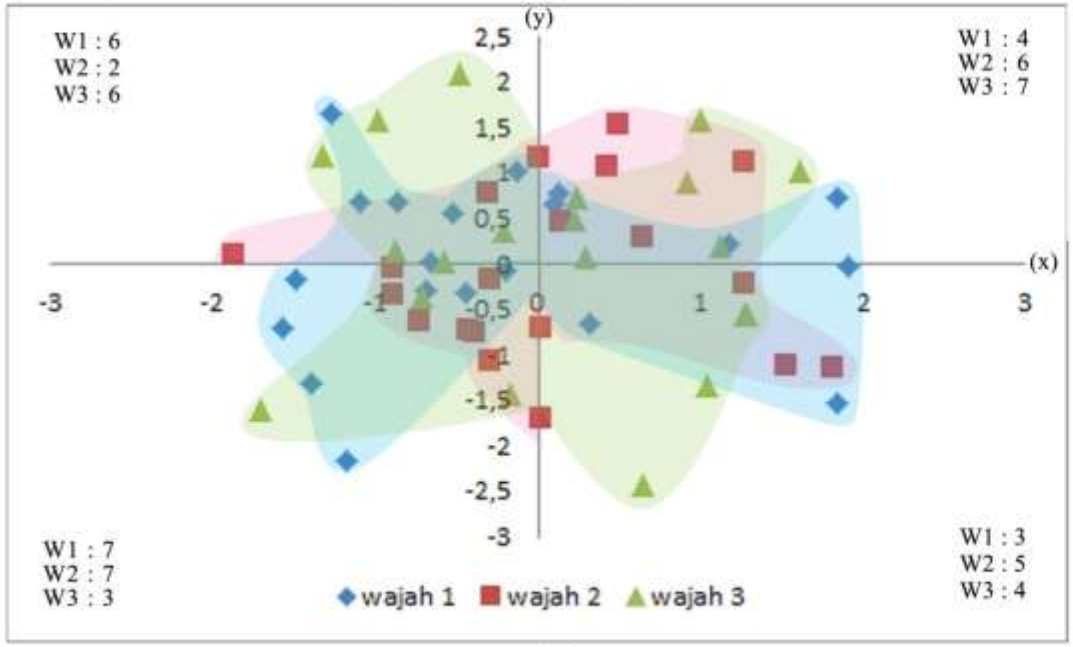


matrix 2

plot 3 (x:fac2-kompetensi dan y:fac3-empati)

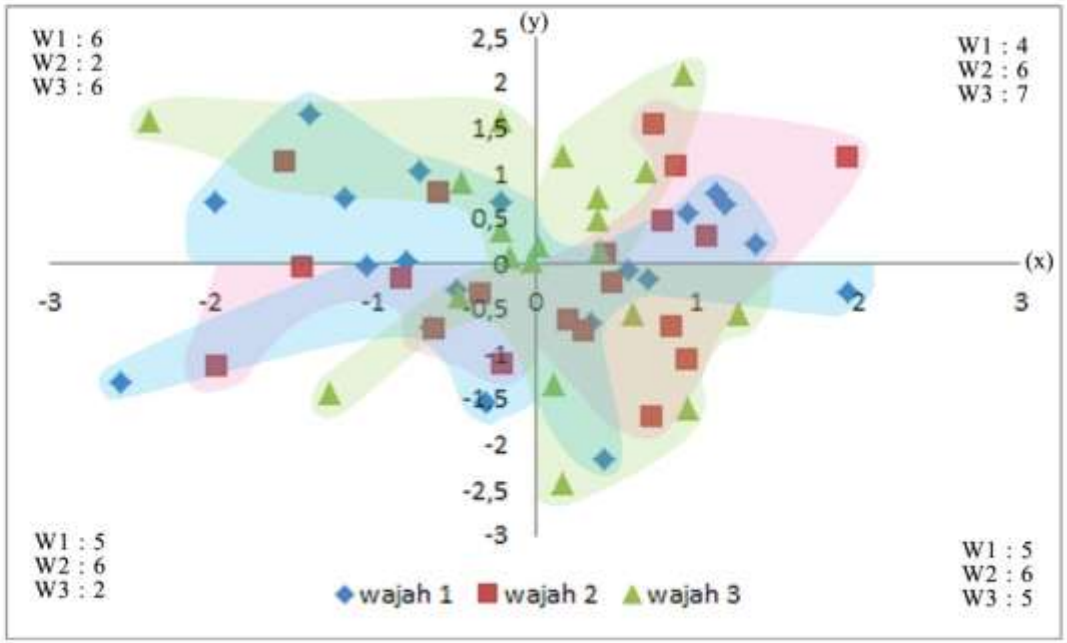


matrix 3

# REGRESSION SCORE (FRAME OVAL-MESOPROSOPIC)

| nama | gender | tipe wajah | var 1 | var 2 | var 3 | var 4 | var 5 | var 6 | var 7 | var 8 | var 9 | fac1 | fac 2 | fac 3 |
|---|---|---|---|---|---|---|---|---|---|---|---|---|---|---|
| Dale | 1 | 1 | 2 | 3 | 7 | 1 | 1 | 4 | 4 | 5 | 2 | -0,85851 | -1,97775 | 0,6784 |
| Tito | 1 | 1 | 6 | 2 | 6 | 6 | 2 | 6 | 2 | 6 | 2 | -0,13433 | -0,71487 | 1,03425 |
| Nanda | 2 | 1 | 4 | 6 | 7 | 4 | 4 | 7 | 7 | 1 | 1 | 1,90565 | -1,04575 | -0,00868 |
| Wildan | 1 | 1 | 7 | 6 | 3 | 4 | 2 | 3 | 6 | 4 | 5 | -1,17137 | 0,428 | -2,17067 |
| Lucky | 1 | 1 | 5 | 6 | 6 | 5 | 3 | 5 | 5 | 5 | 5 | -0,19676 | 0,57332 | -0,07661 |
| Farhan | 1 | 1 | 7 | 7 | 7 | 6 | 2 | 5 | 7 | 6 | 7 | -0,44637 | 1,93495 | -0,31432 |
| Cany | 2 | 1 | 1 | 1 | 7 | 3 | 2 | 4 | 1 | 6 | 5 | -1,27141 | -1,39516 | 1,66021 |
| Esti | 2 | 1 | 2 | 2 | 2 | 2 | 2 | 2 | 2 | 2 | 2 | -1,39436 | -2,56556 | -1,3088 |
| Karin | 2 | 1 | 7 | 7 | 7 | 6 | 6 | 7 | 5 | 4 | 6 | 1,17882 | 1,35917 | 0,21551 |
| Denisa | 2 | 1 | 6 | 6 | 6 | 3 | 2 | 4 | 2 | 4 | 2 | -0,66161 | -0,7904 | 0,01742 |
| Pahlevi | 1 | 1 | 2 | 6 | 4 | 3 | 2 | 2 | 2 | 3 | 5 | -1,57077 | -0,64953 | -0,69056 |
| Adit | 1 | 1 | 5 | 6 | 6 | 6 | 2 | 2 | 2 | 4 | 6 | -1,49095 | 0,69927 | -0,16654 |
| Rizkia | 2 | 1 | 2 | 5 | 1 | 7 | 7 | 7 | 7 | 2 | 3 | 1,83752 | -0,30682 | -1,53865 |
| Mega | 2 | 1 | 3 | 3 | 5 | 4 | 3 | 4 | 5 | 5 | 5 | -0,69102 | -0,48014 | -0,27596 |
| Risthie | 2 | 1 | 3 | 5 | 7 | 2 | 3 | 4 | 3 | 6 | 6 | -1,09601 | -0,214 | 0,68474 |
| Romana | 2 | 1 | 2 | 3 | 7 | 6 | 7 | 6 | 5 | 2 | 2 | 1,84373 | -1,17589 | 0,73558 |
| Zanira | 2 | 1 | 1 | 6 | 5 | 6 | 1 | 6 | 5 | 6 | 7 | -0,51897 | 0,95014 | 0,56312 |
| Andra | 2 | 1 | 1 | 6 | 4 | 6 | 4 | 5 | 7 | 4 | 5 | 0,31837 | 0,34335 | -0,65289 |
| Sarah | 2 | 1 | 2 | 7 | 5 | 7 | 2 | 7 | 5 | 7 | 5 | 0,1301 | 1,12534 | 0,78187 |
| Eka | 2 | 1 | 3 | 5 | 7 | 7 | 5 | 5 | 6 | 7 | 6 | 0,10767 | 1,17698 | 0,67227 |
| Docko | 1 | 2 | 6 | 6 | 6 | 2 | 2 | 5 | 3 | 3 | 3 | -0,28604 | -0,82349 | -0,16277 |
| Suwi | 2 | 2 | 5 | 7 | 4 | 3 | 7 | 7 | 6 | 2 | 4 | 1,52544 | -0,20321 | -1,11105 |
| Fikri | 1 | 2 | 2 | 2 | 2 | 4 | 7 | 7 | 6 | 1 | 2 | 1,80921 | -1,96516 | -1,14585 |
| Tomi | 1 | 2 | 7 | 7 | 7 | 7 | 6 | 6 | 1 | 7 | 7 | 0,00862 | 1,9384 | 1,1784 |
| Aditya | 1 | 2 | 5 | 6 | 6 | 6 | 4 | 4 | 6 | 3 | 6 | 0,026 | 0,84185 | -0,70064 |
| Sherin | 2 | 2 | 1 | 2 | 6 | 4 | 3 | 2 | 4 | 3 | 4 | -0,89269 | -1,42728 | -0,03442 |
| Ari | 1 | 2 | 5 | 5 | 6 | 6 | 7 | 6 | 5 | 2 | 6 | 1,27461 | 0,48033 | -0,21267 |
| Ijul | 1 | 2 | 1 | 7 | 6 | 4 | 1 | 2 | 4 | 6 | 6 | -1,86644 | 0,43579 | 0,09201 |
| Yusuf | 1 | 2 | 5 | 7 | 5 | 4 | 4 | 4 | 5 | 5 | 4 | -0,38352 | 0,31038 | -0,74406 |
| Tirta | 1 | 2 | 4 | 4 | 4 | 4 | 4 | 4 | 4 | 4 | 4 | -0,42234 | -0,61206 | -0,71995 |
| Berlin | 2 | 2 | 5 | 7 | 5 | 6 | 2 | 4 | 5 | 1 | 7 | -0,29021 | 0,93913 | -1,07596 |
| Yeremia | 1 | 2 | 4 | 5 | 5 | 4 | 4 | 3 | 3 | 5 | 4 | -0,89156 | -0,32698 | -0,32664 |
| Beni | 1 | 2 | 1 | 6 | 5 | 3 | 2 | 6 | 2 | 4 | 5 | -0,31104 | -0,59449 | 0,77154 |
| Samuel | 1 | 2 | 7 | 5 | 2 | 6 | 6 | 5 | 5 | 5 | 5 | 0,02589 | 0,72997 | -1,70075 |
| Jason | 1 | 2 | 1 | 7 | 6 | 7 | 7 | 5 | 2 | 5 | 6 | 0,42622 | 0,88164 | 1,06506 |
| Dinan | 2 | 2 | 1 | 6 | 7 | 3 | 6 | 6 | 3 | 3 | 1 | 1,26817 | -1,54744 | 1,12265 |
| Meylani | 2 | 2 | 3 | 4 | 2 | 6 | 3 | 5 | 3 | 5 | 6 | -0,72268 | 0,21029 | -0,61857 |
| Mayang | 2 | 2 | 3 | 7 | 7 | 7 | 5 | 6 | 2 | 6 | 4 | 0,49793 | 0,73797 | 1,53697 |
| Smitha | 2 | 2 | 1 | 6 | 6 | 6 | 2 | 6 | 6 | 4 | 7 | 0,14451 | 0,78891 | 0,45439 |
| Octavia | 2 | 2 | 4 | 6 | 7 | 5 | 6 | 6 | 6 | 5 | 7 | 0,64275 | 1,05936 | 0,30449 |
| Amal | 1 | 3 | 2 | 6 | 6 | 4 | 2 | 5 | 3 | 2 | 6 | -0,20706 | -0,21192 | 0,36865 |
| Dema | 1 | 3 | 2 | 6 | 4 | 4 | 6 | 4 | 2 | 6 | 5 | -0,58084 | -0,02378 | 0,0355 |
| Adrian | 1 | 3 | 5 | 5 | 6 | 4 | 4 | 4 | 3 | 6 | 6 | -0,88192 | 0,40338 | 0,15358 |
| Sasqia | 2 | 3 | 1 | 7 | 7 | 6 | 7 | 7 | 4 | 2 | 7 | 1,61186 | 0,68249 | 1,01818 |
| Anne | 2 | 3 | 4 | 6 | 7 | 5 | 5 | 5 | 5 | 6 | 4 | 0,22739 | 0,39186 | 0,49028 |
| Ganjar | 1 | 3 | 6 | 7 | 6 | 7 | 6 | 6 | 6 | 2 | 6 | 1,27117 | 1,25779 | -0,55674 |
| Ridho | 1 | 3 | 4 | 7 | 1 | 3 | 6 | 6 | 7 | 2 | 6 | 0,65085 | 0,166 | -2,42163 |
| Priskila | 2 | 3 | 1 | 1 | 7 | 6 | 3 | 4 | 2 | 6 | 7 | -0,98015 | -0,20809 | 1,57943 |
| Melati | 2 | 3 | 1 | 2 | 7 | 3 | 3 | 7 | 3 | 3 | 1 | 0,99206 | -2,38653 | 1,58942 |
| Bekti | 1 | 3 | 1 | 6 | 7 | 3 | 2 | 4 | 2 | 6 | 7 | -1,33018 | 0,16959 | 1,2002 |
| Cica | 2 | 3 | 3 | 4 | 4 | 4 | 4 | 4 | 4 | 6 | 4 | -0,71096 | -0,46381 | -0,35209 |
| Edwina | 2 | 3 | 6 | 6 | 6 | 6 | 6 | 6 | 6 | 2 | 5 | 1,28472 | 0,60057 | -0,55499 |
| Lian | 1 | 3 | 3 | 6 | 7 | 4 | 6 | 6 | 6 | 3 | 5 | 1,11824 | 0,01414 | 0,20693 |
| Derry | 1 | 3 | 4 | 6 | 6 | 4 | 5 | 5 | 4 | 4 | 4 | 0,2854 | -0,1523 | 0,06512 |
| Pandega | 1 | 3 | 2 | 7 | 7 | 6 | 2 | 6 | 4 | 2 | 2 | 0,91747 | -0,45836 | 0,89236 |
| Calvin | 1 | 3 | 1 | 7 | 7 | 7 | 1 | 6 | 1 | 6 | 6 | -0,48665 | 0,92085 | 2,08891 |
| Rizal | 1 | 3 | 2 | 6 | 2 | 6 | 3 | 2 | 6 | 7 | 6 | -1,70116 | 0,94307 | -1,58874 |
| Dwita | 2 | 3 | 3 | 4 | 3 | 4 | 5 | 3 | 5 | 3 | 2 | -0,16502 | -1,27305 | -1,42689 |
| Vina | 2 | 3 | 2 | 6 | 2 | 6 | 6 | 6 | 6 | 2 | 5 | 1,03849 | 0,11286 | -1,33639 |
| Adinda | 2 | 3 | 2 | 5 | 7 | 5 | 3 | 6 | 6 | 5 | 6 | 0,24406 | 0,38671 | 0,737 |

| pria | | | wanita | | |
|---|---|---|---|---|---|
| fac1 | fac 2 | fac 3 | fac1 | fac 2 | fac 3 |
| -0,85851 | -1,97775 | 0,6784 | 1,90565 | -1,04575 | -0,00868 |
| -0,13433 | -0,71487 | 1,03425 | -1,27141 | -1,39516 | 1,66021 |
| -1,17137 | 0,428 | -2,17067 | -1,39436 | -2,56556 | -1,3088 |
| -0,19676 | 0,57332 | -0,07661 | 1,17882 | 1,35917 | 0,21551 |
| -0,44637 | 1,93495 | -0,31432 | -0,66161 | -0,7904 | 0,01742 |
| -1,57077 | -0,64953 | -0,69056 | 1,83752 | -0,30682 | -1,53865 |
| -1,49095 | 0,69927 | -0,16654 | -0,69102 | -0,48014 | -0,27596 |
| -0,28604 | -0,82349 | -0,16277 | -1,09601 | -0,214 | 0,68474 |
| 1,80921 | -1,96516 | -1,14585 | 1,84373 | -1,17589 | 0,73558 |
| 0,00862 | 1,9384 | 1,1784 | -0,51897 | 0,95014 | 0,56312 |
| 0,026 | 0,84185 | -0,70064 | 0,31837 | 0,34335 | -0,65289 |
| 1,27461 | 0,48033 | -0,21267 | 0,1301 | 1,12534 | 0,78187 |
| -1,86644 | 0,43579 | 0,09201 | 0,10767 | 1,17698 | 0,67227 |
| -0,38352 | 0,31038 | -0,74406 | 1,52544 | -0,20321 | -1,11105 |
| -0,42234 | -0,61206 | -0,71995 | -0,89269 | -1,42728 | -0,03442 |
| -0,89156 | -0,32698 | -0,32664 | -0,29021 | 0,93913 | -1,07596 |
| -0,31104 | -0,59449 | 0,77154 | 1,26817 | -1,54744 | 1,12265 |
| 0,02589 | 0,72997 | -1,70075 | -0,72268 | 0,21029 | -0,61857 |
| 0,42622 | 0,88164 | 1,06506 | 0,49793 | 0,73797 | 1,53697 |
| -0,20706 | -0,21192 | 0,36865 | 0,14451 | 0,78891 | 0,45439 |
| -0,58084 | -0,02378 | 0,0355 | 0,64275 | 1,05936 | 0,30449 |
| -0,88192 | 0,40338 | 0,15358 | 1,61186 | 0,68249 | 1,01818 |
| 1,27117 | 1,25779 | -0,55674 | 0,22739 | 0,39186 | 0,49028 |
| 0,65085 | 0,166 | -2,42163 | -0,98015 | -0,20809 | 1,57943 |
| -1,33018 | 0,16959 | 1,2002 | 0,99206 | -2,38653 | 1,58942 |
| 1,11824 | 0,01414 | 0,20693 | -0,71096 | -0,46381 | -0,35209 |
| 0,2854 | -0,1523 | 0,06512 | 1,28472 | 0,60057 | -0,55499 |
| 0,91747 | -0,45836 | 0,89236 | -0,16502 | -1,27305 | -1,42689 |
| -0,48665 | 0,92085 | 2,08891 | 1,03849 | 0,11286 | -1,33639 |
| -1,70116 | 0,94307 | -1,58874 | 0,24406 | 0,38671 | 0,737 |

## KETERANGAN

gender :
1 = pria : 30
2 = wanita : 30

tipe wajah :
1 = euryprosopic : 20
2 = mesoprosopic : 20
3 = leptoprosopic : 20

var 1 : canggung - nyaman
var 2 : bodoh - pintar
var 3 : kasual -formal
var 4 : bohong - rumit
var 5 : rumit -sederhana
var 6 : kasar - halus
var 7 : egois - peduli
var 8 : lembut - tegas
var 9 : lamban - cekatan

| tipe wajah 1 | | | tipe wajah 2 | | | tipe wajah 3 | | |
|---|---|---|---|---|---|---|---|---|
| fac1 | fac 2 | fac 3 | fac1 | fac 2 | fac 3 | fac1 | fac 2 | fac 3 |
| -0,85851 | -1,97775 | 0,6784 | -0,28604 | -0,82349 | -0,16277 | -0,20706 | -0,21192 | 0,36865 |
| -0,13433 | -0,71487 | 1,03425 | 1,52544 | -0,20321 | -1,11105 | -0,58084 | -0,02378 | 0,0355 |
| 1,90565 | -1,04575 | -0,00868 | 1,80921 | -1,96516 | -1,14585 | -0,88192 | 0,40338 | 0,15358 |
| -1,17137 | 0,428 | -2,17067 | 0,00862 | 1,9384 | 1,1784 | 1,61186 | 0,68249 | 1,01818 |
| -0,19676 | 0,57332 | -0,07661 | 0,026 | 0,84185 | -0,70064 | 0,22739 | 0,39186 | 0,49028 |
| -0,44637 | 1,93495 | -0,31432 | -0,89269 | -1,42728 | -0,03442 | 1,27117 | 1,25779 | -0,55674 |
| -1,27141 | -1,39516 | 1,66021 | 1,27461 | 0,48033 | -0,21267 | 0,65085 | 0,166 | -2,42163 |
| -1,39436 | -2,56556 | -1,3088 | -1,86644 | 0,43579 | 0,09201 | -0,98015 | -0,20809 | 1,57943 |
| 1,17882 | 1,35917 | 0,21551 | -0,38352 | 0,31038 | -0,74406 | 0,99206 | -2,38653 | 1,58942 |
| -0,66161 | -0,7904 | 0,01742 | -0,42234 | -0,61206 | -0,71995 | -1,33018 | 0,16959 | 1,2002 |
| -1,57077 | -0,64953 | -0,69056 | -0,29021 | 0,93913 | -1,07596 | -0,71096 | -0,46381 | -0,35209 |
| -1,49095 | 0,69927 | -0,16654 | -0,89156 | -0,32698 | -0,32664 | 1,28472 | 0,60057 | -0,55499 |
| 1,83752 | -0,30682 | -1,53865 | -0,31104 | -0,59449 | 0,77154 | 1,11824 | 0,01414 | 0,20693 |
| -0,69102 | -0,48014 | -0,27596 | 0,02589 | 0,72997 | -1,70075 | 0,2854 | -0,1523 | 0,06512 |
| -1,09601 | -0,214 | 0,68474 | 0,42622 | 0,88164 | 1,06506 | 0,91747 | -0,45836 | 0,89236 |
| 1,84373 | -1,17589 | 0,73558 | 1,26817 | -1,54744 | 1,12265 | -0,48665 | 0,92085 | 2,08891 |
| -0,51897 | 0,95014 | 0,56312 | -0,72268 | 0,21029 | -0,61857 | -1,70116 | 0,94307 | -1,58874 |
| 0,31837 | 0,34335 | -0,65289 | 0,49793 | 0,73797 | 1,53697 | -0,16502 | -1,27305 | -1,42689 |
| 0,1301 | 1,12534 | 0,78187 | 0,14451 | 0,78891 | 0,45439 | 1,03849 | 0,11286 | -1,33639 |
| 0,10767 | 1,17698 | 0,67227 | 0,64275 | 1,05936 | 0,30449 | 0,24406 | 0,38671 | 0,737 |

## 4.5 Plot matrix oval pada wajah leptoprosopic berdasarkan gender responden

plot 1 (x:fac1-empati dan y:fac2-aktifiti)

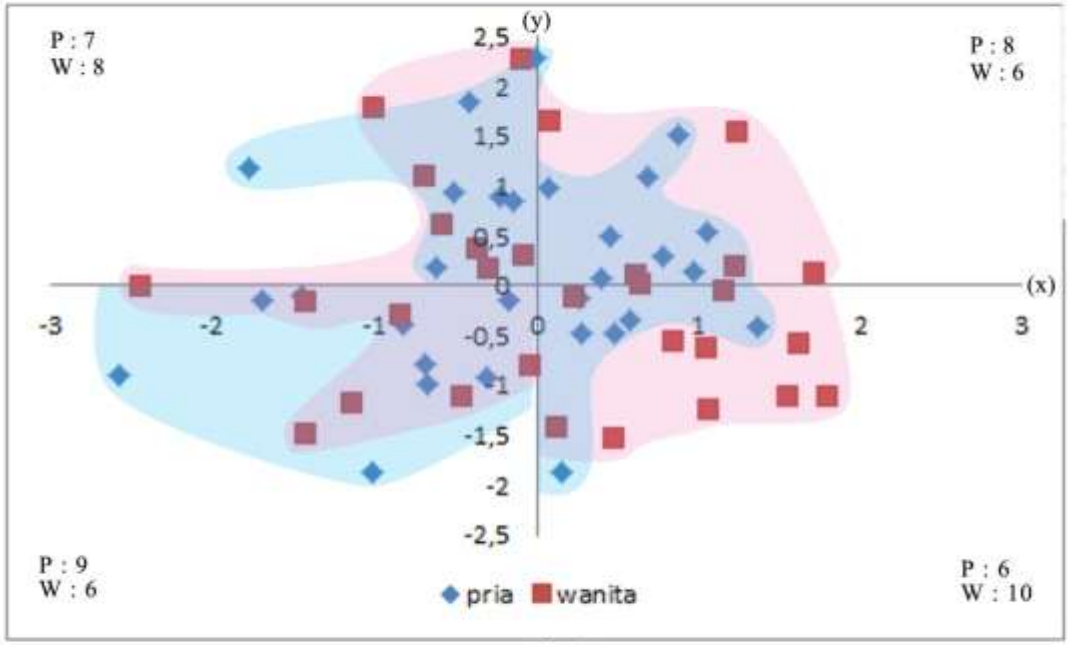


matrix 1

Persepsi wanita pada faktor kompetensi (plot 2 & 3) berada diwilayah netral, faktor empati (plot 1 & 2) dominan diwilayah positif dan faktor aktifiti (plot 1 & 3) dominan di wilayah negatif.

Persepsi pria pada faktor kompetensi (plot 2 & 3) dominan diwilayah positif, sedangkan faktor empati (plot 1 & 2) dominan diwilayah negatif dan faktor aktifiti (plot 1 & 3) berada di wilayah netral.

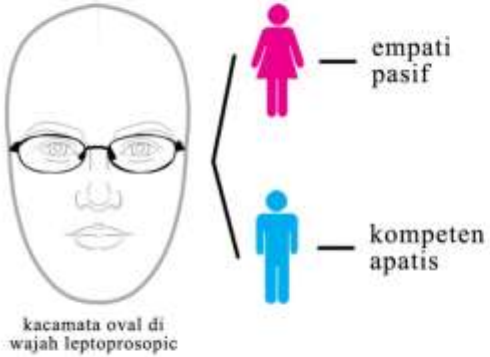


Hasil plot matrix

| gender | kompetensi | empati | aktifiti |
|---|---|---|---|
| pria | + | - | = |
| wanita | = | + | - |

Kedua gender menunjukan persepsi yang kurang ideal pada kacamata oval di tipe wajah leptoprosopic.

plot 2 (x:fac1-empati dan y:fac3-kompetensi)

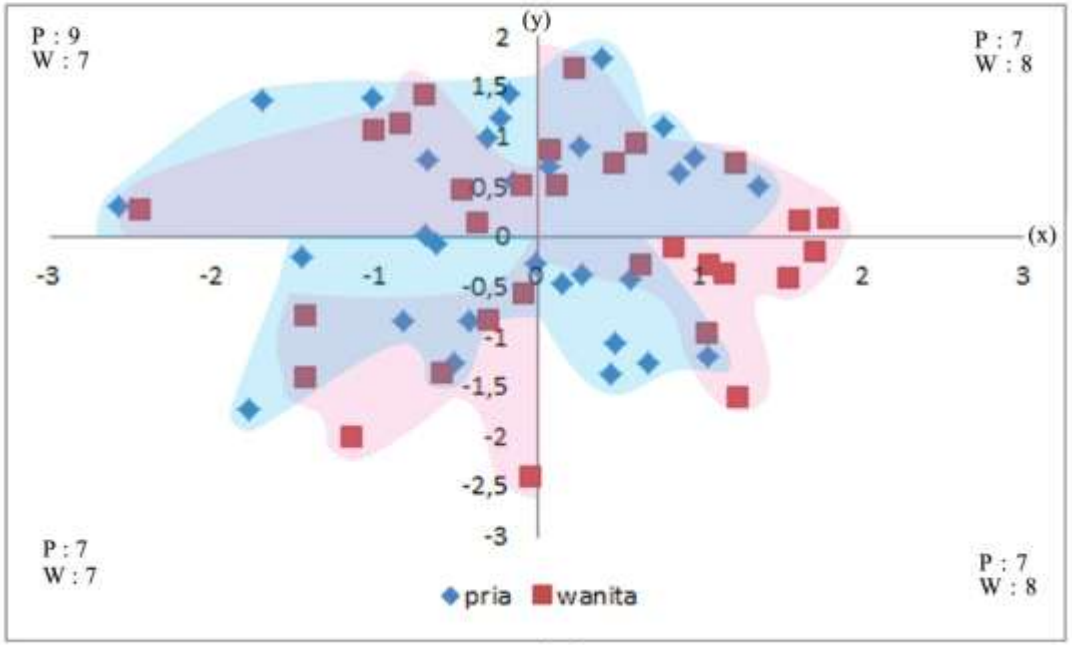


matrix 2

plot 3 (x:fac2-aktifiti dan y:fac3-kompetensi)

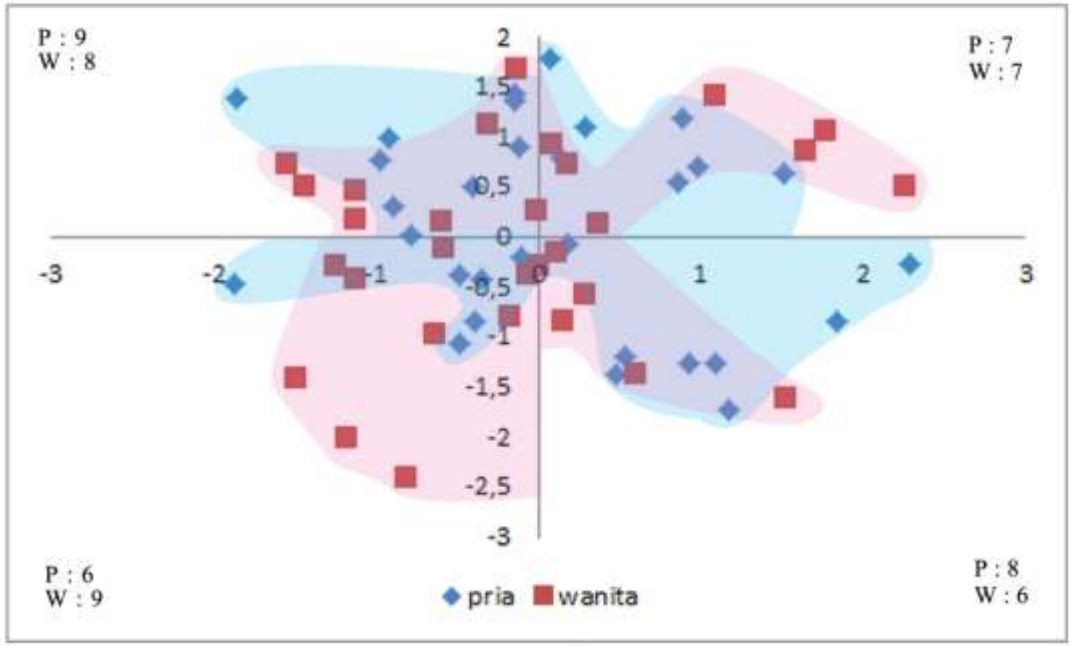


matrix 3

## 4.6 Plot matrix oval pada wajah leptoprosopic berdasarkan tipe wajah responden

plot 1 (x:fac1-empati dan y:fac2-aktifiti)

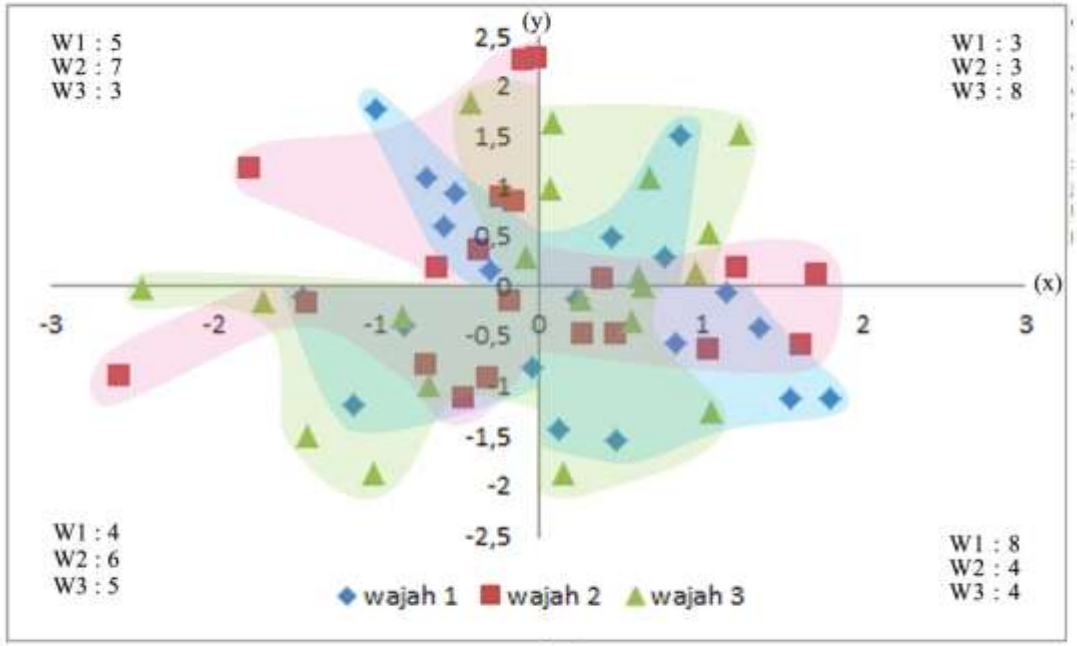


matrix 1

Persepsi responden W1 pada faktor kompetensi (plot 2 & 3) dan faktor aktifiti (plot 1 & 3) dominan di wilayah negatif, sedangkan faktor empati (plot 1 & 2) dominan di wilayah positif.

Persepsi responden W2 pada faktor kompetensi (plot 2 & 3) dominan diwilayah positif, faktor empati (plot 1 & 2) dominan diwilayah negatif, sedangkan faktor aktifiti (plot 1 & 3) berada di wilayah netral.

Persepsi responden W3 pada faktor kompetensi (plot 2 & 3) berada di wilayah netral, faktor empati (plot 1 & 2 dan faktor aktifiti (plot 1 & 3) dominan di wilayah positif.

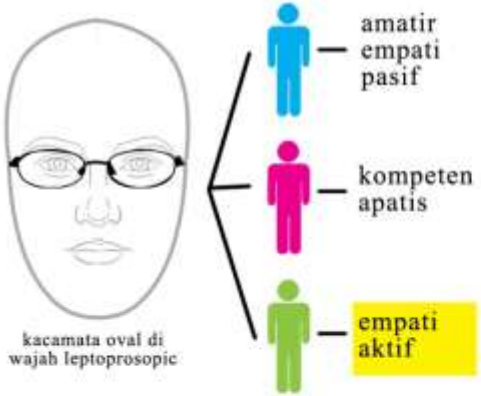


Hasil plot matrix

| tipe wajah | kompetensi | empati | aktifiti |
|---|---|---|---|
| euryprosopic (W1) | - | + | - |
| mesoprosopic (W2) | + | - | = |
| leptoprosopic (W3) | = | + | + |

Responden bertipe wajah leptoprosopic (W3) menunjukan persepsi yang ideal pada kacamata oval di tipe wajah lepto-prosopic.

plot 2 (x:fac1-empati dan y:fac3-kompetensi)

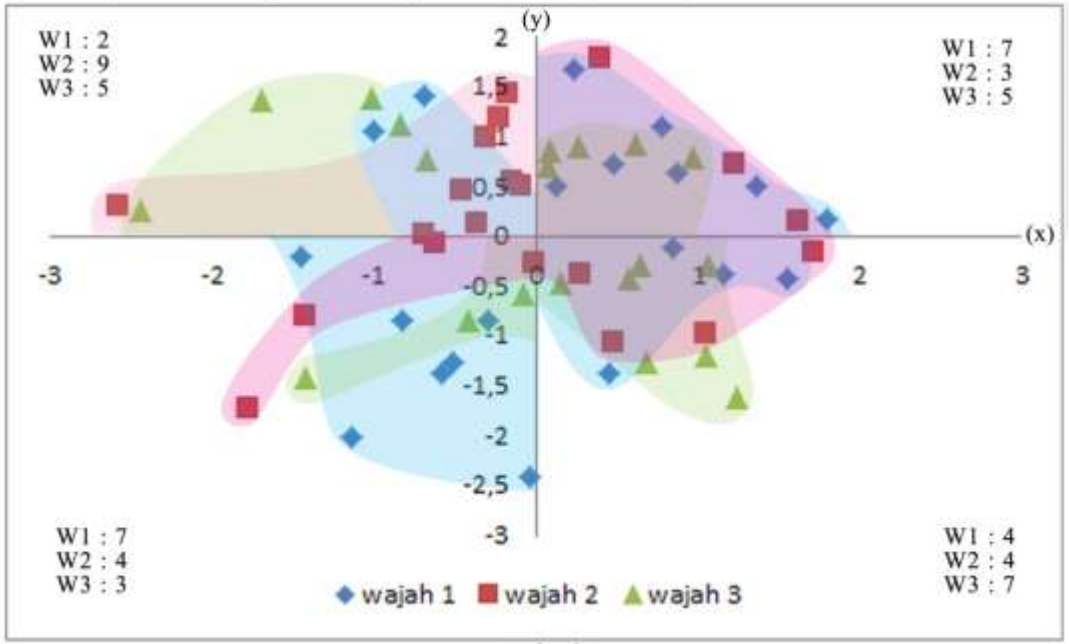


matrix 2

plot 3 (x:fac2-aktifiti dan y:fac3-kompetensi)

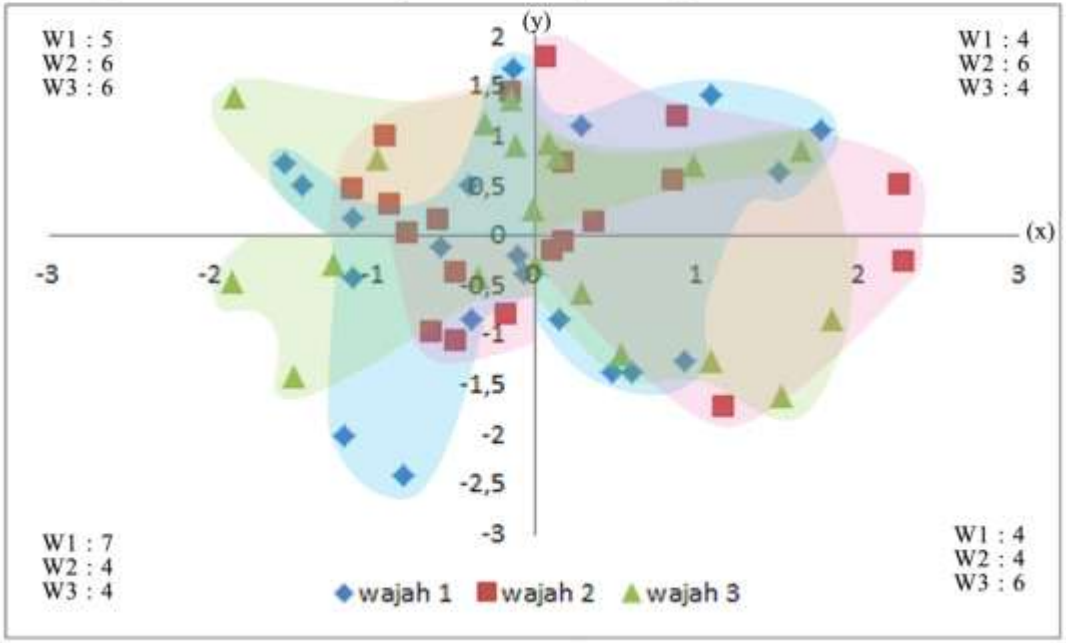


matrix 3

# Analisa kacamata round

- PCA round
- Nilai regressi, kordinat x & y pada setiap factor.
- plot matrix responden gender (pria : 30,  wanita : 30)
-plot matrix responden tipe wajah ( W1 : 20, W2 : 20, W3 : 20)

Plot matrix merupakan persebaran posisi persepsi responden sehingga didapatkan wilayah paling dominan. Kordinat x dan y didapatkan dari nilai regresi faktor. Berdasarkan hasil rotasi faktor didapatkan 3 faktor, meliputi faktor kompetensi, empati, dan aktifiti.  Berikut proses  membaca matrix :

1. matrix kanan  > kiri maka fac x = positif (+)
2. matrix kanan  < kiri maka fac x = negatif (-)
3. matrix atas  > bawah maka fac y = positif (+)
4. matrix atas  < bawah maka fac y = negatif (-)

namun jika

5. matrix kanan  = kiri atau matrix atas = bawah maka fac x / fac y = netral (=).

# PRINCIPAL COMPONENT ANALYSIS (FRAME ROUND)

## Frame rectangel ( 9 variabel )

### KMO and Bartlletts test ( euryprosopic )

| | | |
|---|---|---|
| Kaiser-Meyer-Olkin Measure of Sampling Adequacy. | | ,532 |
| Bartlett's Test of Sphericity | Approx. Chi-Square | 91,837 |
| | df | 36 |
| | Sig. | ,000 |

### KMO and Bartlletts test ( mesoprosopic )

| | | |
|---|---|---|
| Kaiser-Meyer-Olkin Measure of Sampling Adequacy. | | ,570 |
| Bartlett's Test of Sphericity | Approx. Chi-Square | 98,760 |
| | df | 36 |
| | Sig. | ,000 |

### KMO and Bartlletts test ( leptoprosopic )

| | | |
|---|---|---|
| Kaiser-Meyer-Olkin Measure of Sampling Adequacy. | | ,612 |
| Bartlett's Test of Sphericity | Approx. Chi-Square | 122,504 |
| | df | 36 |
| | Sig. | ,000 |

### factor rotation ( euryprosopic )

Rotated Component Matrix[a]

| | Component | | |
|---|---|---|---|
| | 1 | 2 | 3 |
| canggung_nyaman | ,417 | ,127 | ,085 |
| bodoh_pintar | ,805 | -,061 | -,055 |
| kasual_formal | -,032 | ,254 | -,750 |
| bohong_jujur | ,070 | ,022 | ,511 |
| rumit_sederhana | ,045 | ,430 | ,725 |
| kasar_halus | -,197 | ,863 | ,008 |
| egois_peduli | ,247 | ,841 | ,047 |
| lembut_tegas | ,449 | -,212 | -,512 |
| lamban_cekatan | ,814 | -,035 | ,046 |

### factor rotation ( mesoprosopic )

Rotated Component Matrix[a]

| | Component | | | |
|---|---|---|---|---|
| | 1 | 2 | 3 | 4 |
| canggung_nyaman | ,592 | ,248 | ,500 | -,351 |
| bodoh_pintar | ,079 | ,819 | ,042 | -,252 |
| kasual_formal | ,050 | ,237 | -,855 | -,043 |
| bohong_jujur | -,085 | ,810 | -,092 | ,382 |
| rumit_sederhana | ,211 | ,227 | ,590 | ,242 |
| kasar_halus | ,243 | ,008 | ,144 | ,834 |
| egois_peduli | ,687 | ,260 | ,157 | ,211 |
| lembut_tegas | -,580 | -,009 | -,176 | -,382 |
| lamban_cekatan | -,821 | ,294 | ,138 | -,058 |

### factor rotation ( leptoprosopic )

Rotated Component Matrix[a]

| | Component | | |
|---|---|---|---|
| | 1 | 2 | 3 |
| canggung_nyaman | ,048 | ,076 | ,850 |
| bodoh_pintar | ,659 | ,238 | ,317 |
| kasual_formal | ,526 | -,127 | -,435 |
| bohong_jujur | ,700 | ,190 | -,094 |
| rumit_sederhana | ,400 | ,419 | ,473 |
| kasar_halus | ,093 | ,679 | ,335 |
| egois_peduli | ,048 | ,665 | ,422 |
| lembut_tegas | ,046 | -,854 | ,180 |
| lamban_cekatan | ,792 | -,211 | ,155 |

### Total variance explained ( euryprosopic )

| Component | Initial Eigenvalues | | | Extraction Sums of Squared Loadings | | | Rotation Sums of Squared Loadings | | |
|---|---|---|---|---|---|---|---|---|---|
| | Total | % of Variance | Cumulative % | Total | % of Variance | Cumulative % | Total | % of Variance | Cumulative % |
| 1 | 2,056 | 22,846 | 22,846 | 2,056 | 22,846 | 22,846 | 1,794 | 19,928 | 19,928 |
| 2 | 1,746 | 19,396 | 42,242 | 1,746 | 19,396 | 42,242 | 1,768 | 19,645 | 39,573 |
| 3 | 1,386 | 15,399 | 57,641 | 1,386 | 15,399 | 57,641 | 1,626 | 18,068 | 57,641 |
| 4 | ,992 | 11,023 | 68,664 | | | | | | |
| 5 | ,966 | 10,734 | 79,398 | | | | | | |
| 6 | ,681 | 7,568 | 86,966 | | | | | | |
| 7 | ,441 | 4,902 | 91,868 | | | | | | |
| 8 | ,409 | 4,540 | 96,407 | | | | | | |
| 9 | ,323 | 3,593 | 100,000 | | | | | | |

| factor 1 | factor 2 | factor 3 |
|---|---|---|
| canggung | halus | formal |
| pintar | peduli | jujur |
| cekatan | | sederhana |
| | | tegas |

Pada tabel total varience explained (euryprosopic) , terdapat **3 faktor** yang terbentuk dengan total persentase yang dapat menjelaskan variasi sebesar **57,6 %.**

1. **score fac 1 : 2.506 - 22,8 % variasi**
2. **score fac 2 : 1.746 - 19,4 % variasi**
3. **score fac 3 : 1.386 - 15,4 % variasi**

**kompetensi** **empati** **aktifiti**

### Total variance explained ( mesoprosopic )

| Component | Initial Eigenvalues | | | Extraction Sums of Squared Loadings | | | Rotation Sums of Squared Loadings | | |
|---|---|---|---|---|---|---|---|---|---|
| | Total | % of Variance | Cumulative % | Total | % of Variance | Cumulative % | Total | % of Variance | Cumulative % |
| 1 | 2,489 | 27,651 | 27,651 | 2,489 | 27,651 | 27,651 | 1,952 | 21,684 | 21,684 |
| 2 | 1,604 | 17,817 | 45,468 | 1,604 | 17,817 | 45,468 | 1,650 | 18,335 | 40,019 |
| 3 | 1,179 | 13,098 | 58,566 | 1,179 | 13,098 | 58,566 | 1,436 | 15,952 | 55,971 |
| 4 | 1,049 | 11,661 | 70,227 | 1,049 | 11,661 | 70,227 | 1,283 | 14,256 | 70,227 |
| 5 | ,836 | 9,290 | 79,516 | | | | | | |
| 6 | ,583 | 6,482 | 85,999 | | | | | | |
| 7 | ,528 | 5,866 | 91,865 | | | | | | |
| 8 | ,418 | 4,646 | 96,511 | | | | | | |
| 9 | ,314 | 3,489 | 100,000 | | | | | | |

| factor 1 | factor 2 | factor 3 | factor 4 |
|---|---|---|---|
| nyaman | pintar | formal | halus |
| peduli | jujur | sederhana | |
| tegas | | | |
| cekatan | | | |

Pada tabel total varience explained (mesoprosopic) , terdapat **4 faktor** yang terbentuk dengan total persentase yang dapat menjelaskan variasi sebesar **70,2 %.**

1. **score fac 1 : 2.489 - 27,7 % variasi**
2. **score fac 2 : 1.604 - 45,5 % variasi**
3. **score fac 3 : 1.179 - 13,1 % variasi**
4. **score fac 4 : 1.049 - 11,7 % variasi**

**kompetensi** **empati** **aktifiti**

### Total variance explained ( leptoprosopic )

| Component | Initial Eigenvalues | | | Extraction Sums of Squared Loadings | | | Rotation Sums of Squared Loadings | | |
|---|---|---|---|---|---|---|---|---|---|
| | Total | % of Variance | Cumulative % | Total | % of Variance | Cumulative % | Total | % of Variance | Cumulative % |
| 1 | 2,744 | 30,486 | 30,486 | 2,744 | 30,486 | 30,486 | 2,005 | 22,277 | 22,277 |
| 2 | 1,771 | 19,673 | 50,159 | 1,771 | 19,673 | 50,159 | 1,967 | 21,857 | 44,134 |
| 3 | 1,049 | 11,652 | 61,811 | 1,049 | 11,652 | 61,811 | 1,591 | 17,677 | 61,811 |
| 4 | ,928 | 10,310 | 72,121 | | | | | | |
| 5 | ,794 | 8,827 | 80,947 | | | | | | |
| 6 | ,595 | 6,614 | 87,561 | | | | | | |
| 7 | ,455 | 5,058 | 92,619 | | | | | | |
| 8 | ,392 | 4,360 | 96,980 | | | | | | |
| 9 | ,272 | 3,020 | 100,000 | | | | | | |

| factor 1 | factor 2 | factor 3 |
|---|---|---|
| pintar | halus | nyaman |
| formal | peduli | sederhana |
| jujur | tegas | |
| cekatan | | |

Pada tabel total varience explained (leptoprosopic) , terdapat **3 faktor** yang terbentuk dengan total persentase yang dapat menjelaskan variasi sebesar **61,8 %.**

1. **score fac 1 : 2.744 - 30,5 % variasi**
2. **score fac 2 : 1.771 - 19,7 % variasi**
3. **score fac 3 : 1.049 - 11,7 % variasi**

**kompetensi** **empati** **aktifiti**

# REGRESSION SCORE (FRAME ROUND-EURYPROSOPIC)

| nama | gender | tipe wajah | var 1 | var 2 | var 3 | var 4 | var 5 | var 6 | var 7 | var 8 | var 9 | fac 1 | fac 2 | fac 3 |
|---|---|---|---|---|---|---|---|---|---|---|---|---|---|---|
| Dale | 1 | 1 | 5 | 5 | 3 | 5 | 5 | 6 | 6 | 2 | 5 | 0,85441 | 0,73777 | 0,34656 |
| Tito | 1 | 1 | 2 | 2 | 2 | 3 | 6 | 6 | 3 | 2 | 2 | -1,44341 | -0,42511 | 0,42028 |
| Nanda | 2 | 1 | 7 | 3 | 6 | 4 | 3 | 6 | 6 | 7 | 3 | 0,67781 | 0,85242 | -2,3395 |
| Wildan | 1 | 1 | 6 | 3 | 2 | 4 | 2 | 6 | 5 | 5 | 1 | -0,36671 | -0,12306 | -1,01723 |
| Lucky | 1 | 1 | 6 | 4 | 3 | 5 | 4 | 5 | 5 | 3 | 4 | 0,53389 | -0,14058 | -0,00659 |
| Farhan | 1 | 1 | 6 | 2 | 2 | 5 | 6 | 6 | 5 | 2 | 1 | -0,93384 | 0,42292 | 0,84834 |
| Cany | 2 | 1 | 5 | 6 | 2 | 5 | 5 | 6 | 6 | 3 | 4 | 1,02279 | 0,55363 | 0,41588 |
| Esti | 2 | 1 | 1 | 1 | 7 | 2 | 1 | 7 | 4 | 3 | 1 | -2,2021 | 0,46956 | -3,01255 |
| Karin | 2 | 1 | 5 | 3 | 2 | 7 | 7 | 5 | 4 | 4 | 2 | -0,13519 | -0,44008 | 1,26279 |
| Denisa | 2 | 1 | 2 | 6 | 2 | 6 | 6 | 6 | 6 | 2 | 4 | 0,57987 | 0,57136 | 1,01808 |
| Pahlevi | 1 | 1 | 5 | 4 | 4 | 4 | 3 | 6 | 6 | 2 | 2 | -0,33897 | 0,71746 | -0,80127 |
| Adit | 1 | 1 | 4 | 2 | 2 | 2 | 6 | 6 | 5 | 3 | 2 | -0,84756 | 0,38341 | -0,0289 |
| Rizkia | 2 | 1 | 6 | 5 | 3 | 3 | 5 | 5 | 7 | 1 | 6 | 1,20039 | 0,83875 | 0,20591 |
| Mega | 2 | 1 | 4 | 4 | 4 | 5 | 4 | 4 | 4 | 3 | 4 | 0,23522 | -0,85144 | -0,25223 |
| Risthie | 2 | 1 | 5 | 4 | 1 | 4 | 6 | 4 | 4 | 4 | 6 | 1,15425 | -1,04535 | 0,86516 |
| Romana | 2 | 1 | 1 | 2 | 2 | 3 | 7 | 6 | 5 | 2 | 2 | -1,29047 | 0,40114 | 0,5733 |
| Zanira | 2 | 1 | 7 | 3 | 3 | 1 | 3 | 6 | 6 | 3 | 2 | -0,28531 | 0,69786 | -1,29817 |
| Andra | 2 | 1 | 5 | 4 | 2 | 4 | 4 | 7 | 7 | 2 | 3 | 0,05209 | 1,31976 | -0,0058 |
| Sarah | 2 | 1 | 4 | 5 | 4 | 2 | 7 | 6 | 5 | 3 | 1 | -0,36678 | 0,74914 | -0,42645 |
| Eka | 2 | 1 | 5 | 2 | 1 | 1 | 5 | 6 | 6 | 3 | 2 | -0,66083 | 0,57548 | -0,21327 |
| Docko | 1 | 2 | 2 | 3 | 1 | 3 | 4 | 6 | 5 | 5 | 2 | -0,51215 | -0,16683 | -0,47939 |
| Suwi | 2 | 2 | 2 | 3 | 3 | 4 | 5 | 7 | 6 | 4 | 3 | -0,33629 | 1,00672 | -0,4952 |
| Fikri | 1 | 2 | 3 | 2 | 2 | 7 | 6 | 6 | 6 | 2 | 2 | -0,82286 | 0,63093 | 1,20242 |
| Tomi | 1 | 2 | 1 | 7 | 7 | 1 | 2 | 6 | 7 | 7 | 7 | 2,02177 | 1,06212 | -3,6315 |
| Aditya | 1 | 2 | 6 | 2 | 1 | 3 | 6 | 5 | 6 | 3 | 1 | -0,62874 | 0,27023 | 0,55069 |
| Sherin | 2 | 2 | 2 | 1 | 2 | 3 | 2 | 3 | 4 | 4 | 2 | -1,16125 | -1,7659 | -0,83587 |
| Ari | 1 | 2 | 2 | 5 | 3 | 4 | 3 | 5 | 6 | 2 | 4 | 0,20326 | 0,04636 | -0,42985 |
| Ijul | 1 | 2 | 1 | 2 | 1 | 4 | 4 | 5 | 6 | 2 | 2 | -1,13809 | -0,11622 | 0,35673 |
| Yusuf | 1 | 2 | 6 | 3 | 1 | 3 | 5 | 5 | 4 | 3 | 4 | 0,16644 | -0,62234 | 0,47316 |
| Tirta | 1 | 2 | 2 | 6 | 1 | 6 | 2 | 2 | 2 | 1 | 2 | -0,40258 | -3,05858 | 0,88081 |
| Berlin | 2 | 2 | 3 | 5 | 2 | 5 | 6 | 5 | 4 | 4 | 5 | 0,84118 | -0,60517 | 0,61241 |
| Yeremia | 1 | 2 | 6 | 6 | 6 | 6 | 6 | 5 | 6 | 5 | 6 | 2,06311 | 0,72323 | -0,57246 |
| Beni | 1 | 2 | 6 | 4 | 1 | 4 | 2 | 6 | 4 | 4 | 4 | 0,44103 | -0,62606 | -0,3651 |
| Samuel | 1 | 2 | 7 | 6 | 1 | 6 | 6 | 6 | 5 | 6 | 4 | 1,71974 | 0,06102 | 0,68849 |
| Jason | 1 | 2 | 7 | 3 | 1 | 4 | 6 | 7 | 6 | 2 | 3 | 0,00527 | 1,10195 | 0,91581 |
| Dinan | 2 | 2 | 4 | 6 | 4 | 3 | 3 | 4 | 5 | 3 | 3 | 0,48256 | -0,54011 | -1,02869 |
| Meylani | 2 | 2 | 4 | 2 | 2 | 5 | 3 | 4 | 2 | 4 | 2 | -0,87687 | -2,00134 | -0,08238 |
| Mayang | 2 | 2 | 7 | 4 | 1 | 4 | 4 | 4 | 2 | 4 | 4 | 0,54368 | -1,93031 | 0,40971 |
| Smitha | 2 | 2 | 6 | 5 | 1 | 2 | 6 | 6 | 6 | 1 | 1 | -0,3047 | 0,75814 | 0,6551 |
| Octavia | 2 | 2 | 4 | 1 | 1 | 3 | 6 | 5 | 4 | 1 | 3 | -1,13718 | -0,47282 | 1,05418 |
| Amal | 1 | 3 | 2 | 1 | 1 | 3 | 6 | 5 | 6 | 2 | 7 | 0,10835 | 0,13737 | 0,85766 |
| Dema | 1 | 3 | 7 | 5 | 1 | 4 | 4 | 4 | 6 | 3 | 6 | 1,64895 | -0,40426 | 0,51846 |
| Adrian | 1 | 3 | 3 | 5 | 2 | 4 | 4 | 4 | 5 | 3 | 3 | 0,22754 | -0,76286 | 0,04202 |
| Sasqia | 2 | 3 | 1 | 2 | 2 | 4 | 5 | 6 | 6 | 1 | 1 | -1,6359 | 0,58353 | 0,40095 |
| Anne | 2 | 3 | 6 | 4 | 2 | 5 | 6 | 7 | 6 | 4 | 5 | 1,02194 | 1,0679 | 0,46329 |
| Ganjar | 1 | 3 | 5 | 6 | 2 | 5 | 4 | 3 | 6 | 3 | 6 | 1,75971 | -0,7751 | 0,44972 |
| Ridho | 1 | 3 | 7 | 7 | 3 | 2 | 2 | 6 | 4 | 3 | 2 | 0,49802 | -0,22832 | -1,2665 |
| Priskila | 2 | 3 | 3 | 3 | 2 | 6 | 6 | 7 | 4 | 1 | 2 | -1,08107 | 0,34093 | 1,18901 |
| Melati | 2 | 3 | 2 | 7 | 1 | 3 | 6 | 7 | 7 | 1 | 6 | 1,16503 | 1,31269 | 0,82339 |
| Bekti | 1 | 3 | 2 | 2 | 4 | 3 | 2 | 4 | 3 | 2 | 1 | -1,74188 | -1,37857 | -1,11898 |
| Cica | 2 | 3 | 5 | 5 | 2 | 4 | 4 | 4 | 4 | 4 | 4 | 0,77674 | -1,11866 | -0,03311 |
| Edwina | 2 | 3 | 1 | 1 | 1 | 7 | 7 | 7 | 7 | 2 | 3 | -0,94314 | 1,31016 | 1,63944 |
| Lian | 1 | 3 | 2 | 4 | 2 | 5 | 6 | 5 | 7 | 3 | 2 | -0,14948 | 0,56301 | 0,56635 |
| Derry | 1 | 3 | 2 | 3 | 6 | 3 | 3 | 3 | 3 | 4 | 3 | -0,5569 | -1,50416 | -1,73836 |
| Pandega | 1 | 3 | 7 | 7 | 1 | 3 | 6 | 6 | 6 | 2 | 3 | 1,06114 | 0,69036 | 0,76322 |
| Calvin | 1 | 3 | 7 | 1 | 7 | 7 | 7 | 7 | 7 | 1 | 1 | -1,07755 | 2,41428 | 0,08073 |
| Rizal | 1 | 3 | 6 | 3 | 3 | 5 | 4 | 6 | 5 | 3 | 2 | -0,33781 | 0,28492 | -0,1484 |
| Dwita | 2 | 3 | 4 | 6 | 1 | 3 | 5 | 2 | 4 | 6 | 5 | 1,6811 | -2,06381 | 0,0668 |
| Vina | 2 | 3 | 2 | 3 | 3 | 5 | 3 | 5 | 5 | 3 | 3 | -0,4941 | -0,37512 | -0,40328 |
| Adinda | 2 | 3 | 5 | 4 | 2 | 4 | 5 | 5 | 5 | 2 | 1 | -0,53758 | -0,11437 | 0,41422 |

| pria | | | wanita | | |
|---|---|---|---|---|---|
| fac 1 | fac 2 | fac 3 | fac 1 | fac 2 | fac 3 |
| 0,85441 | 0,73777 | 0,34656 | 0,67781 | 0,85242 | -2,3395 |
| -1,44341 | -0,42511 | 0,42028 | 1,02279 | 0,55363 | 0,41588 |
| -0,36671 | -0,12306 | -1,01723 | -2,2021 | 0,46956 | -3,01255 |
| 0,53389 | -0,14058 | -0,00659 | -0,13519 | -0,44008 | 1,26279 |
| -0,93384 | 0,42292 | 0,84834 | 0,57987 | 0,57136 | 1,01808 |
| -0,33897 | 0,71746 | -0,80127 | 1,20039 | 0,83875 | 0,20591 |
| -0,84756 | 0,38341 | -0,0289 | 0,23522 | -0,85144 | -0,25223 |
| -0,51215 | -0,16683 | -0,47939 | 1,15425 | -1,04535 | 0,86516 |
| -0,82286 | 0,63093 | 1,20242 | -1,29047 | 0,40114 | 0,5733 |
| 2,02177 | 1,06212 | -3,6315 | -0,28531 | 0,69786 | -1,29817 |
| -0,62874 | 0,27023 | 0,55069 | 0,05209 | 1,31976 | -0,0058 |
| 0,20326 | 0,04636 | -0,42985 | -0,36678 | 0,74914 | -0,42645 |
| -1,13809 | -0,11622 | 0,35673 | -0,66083 | 0,57548 | -0,21327 |
| 0,16644 | -0,62234 | 0,47316 | -0,33629 | 1,00672 | -0,4952 |
| -0,40258 | -3,05858 | 0,88081 | -1,16125 | -1,7659 | -0,83587 |
| 2,06311 | 0,72323 | -0,57246 | 0,84118 | -0,60517 | 0,61241 |
| 0,44103 | -0,62606 | -0,3651 | 0,48256 | -0,54011 | -1,02869 |
| 1,71974 | 0,06102 | 0,68849 | -0,87687 | -2,00134 | -0,08238 |
| 0,00527 | 1,10195 | 0,91581 | 0,54368 | -1,93031 | 0,40971 |
| 0,10835 | 0,13737 | 0,85766 | -0,3047 | 0,75814 | 0,6551 |
| 1,64895 | -0,40426 | 0,51846 | -1,13718 | -0,47282 | 1,05418 |
| 0,22754 | -0,76286 | 0,04202 | -1,6359 | 0,58353 | 0,40095 |
| 1,75971 | -0,7751 | 0,44972 | 1,02194 | 1,0679 | 0,46329 |
| 0,49802 | -0,22832 | -1,2665 | -1,08107 | 0,34093 | 1,18901 |
| -1,74188 | -1,37857 | -1,11898 | 1,16503 | 1,31269 | 0,82339 |
| -0,14948 | 0,56301 | 0,56635 | 0,77674 | -1,11866 | -0,03311 |
| -0,5569 | -1,50416 | -1,73836 | -0,94314 | 1,31016 | 1,63944 |
| 1,06114 | 0,69036 | 0,76322 | 1,6811 | -2,06381 | 0,0668 |
| -1,07755 | 2,41428 | 0,08073 | -0,4941 | -0,37512 | -0,40328 |
| -0,33781 | 0,28492 | -0,1484 | -0,53758 | -0,11437 | 0,41422 |

## KETERANGAN

gender :
1 = pria : 30
2 = wanita : 30

tipe wajah :
1 = euryprosopic : 20
2 = mesoprosopic : 20
3 = leptoprosopic : 20

var 1 : canggung - nyaman
var 2 : bodoh - pintar
var 3 : kasual -formal
var 4 : bohong - rumit
var 5 : rumit -sederhana
var 6 : kasar - halus
var 7 : egois - peduli
var 8 : lembut - tegas
var 9 : lamban - cekatan

| tipe wajah 1 | | | tipe wajah 2 | | | tipewajah 3 | | |
|---|---|---|---|---|---|---|---|---|
| fac 1 | fac 2 | fac 3 | fac 1 | fac 2 | fac 3 | fac 1 | fac 2 | fac 3 |
| 0,85441 | 0,73777 | 0,34656 | -0,51215 | -0,16683 | -0,47939 | 0,10835 | 0,13737 | 0,85766 |
| -1,44341 | -0,42511 | 0,42028 | -0,33629 | 1,00672 | -0,4952 | 1,64895 | -0,40426 | 0,51846 |
| 0,67781 | 0,85242 | -2,3395 | -0,82286 | 0,63093 | 1,20242 | 0,22754 | -0,76286 | 0,04202 |
| -0,36671 | -0,12306 | -1,01723 | 2,02177 | 1,06212 | -3,6315 | -1,6359 | 0,58353 | 0,40095 |
| 0,53389 | -0,14058 | -0,00659 | -0,62874 | 0,27023 | 0,55069 | 1,02194 | 1,0679 | 0,46329 |
| -0,93384 | 0,42292 | 0,84834 | -1,16125 | -1,7659 | -0,83587 | 1,75971 | -0,7751 | 0,44972 |
| 1,02279 | 0,55363 | 0,41588 | 0,20326 | 0,04636 | -0,42985 | 0,49802 | -0,22832 | -1,2665 |
| -2,2021 | 0,46956 | -3,01255 | -1,13809 | -0,11622 | 0,35673 | -1,08107 | 0,34093 | 1,18901 |
| -0,13519 | -0,44008 | 1,26279 | 0,16644 | -0,62234 | 0,47316 | 1,16503 | 1,31269 | 0,82339 |
| 0,57987 | 0,57136 | 1,01808 | -0,40258 | -3,05858 | 0,88081 | -1,74188 | -1,37857 | -1,11898 |
| -0,33897 | 0,71746 | -0,80127 | 0,84118 | -0,60517 | 0,61241 | 0,77674 | -1,11866 | -0,03311 |
| -0,84756 | 0,38341 | -0,0289 | 2,06311 | 0,72323 | -0,57246 | -0,94314 | 1,31016 | 1,63944 |
| 1,20039 | 0,83875 | 0,20591 | 0,44103 | -0,62606 | -0,3651 | -0,14948 | 0,56301 | 0,56635 |
| 0,23522 | -0,85144 | -0,25223 | 1,71974 | 0,06102 | 0,68849 | -0,5569 | -1,50416 | -1,73836 |
| 1,15425 | -1,04535 | 0,86516 | 0,00527 | 1,10195 | 0,91581 | 1,06114 | 0,69036 | 0,76322 |
| -1,29047 | 0,40114 | 0,5733 | 0,48256 | -0,54011 | -1,02869 | -1,07755 | 2,41428 | 0,08073 |
| -0,28531 | 0,69786 | -1,29817 | -0,87687 | -2,00134 | -0,08238 | -0,33781 | 0,28492 | -0,1484 |
| 0,05209 | 1,31976 | -0,0058 | 0,54368 | -1,93031 | 0,40971 | 1,6811 | -2,06381 | 0,0668 |
| -0,36678 | 0,74914 | -0,42645 | -0,3047 | 0,75814 | 0,6551 | -0,4941 | -0,37512 | -0,40328 |
| -0,66083 | 0,57548 | -0,21327 | -1,13718 | -0,47282 | 1,05418 | -0,53758 | -0,11437 | 0,41422 |

## 5.1 Plot matrix round pada wajah euryprosopic berdasarkan gender responden

plot 1 (x:fac1-kompetensi dan y:fac2-empati)

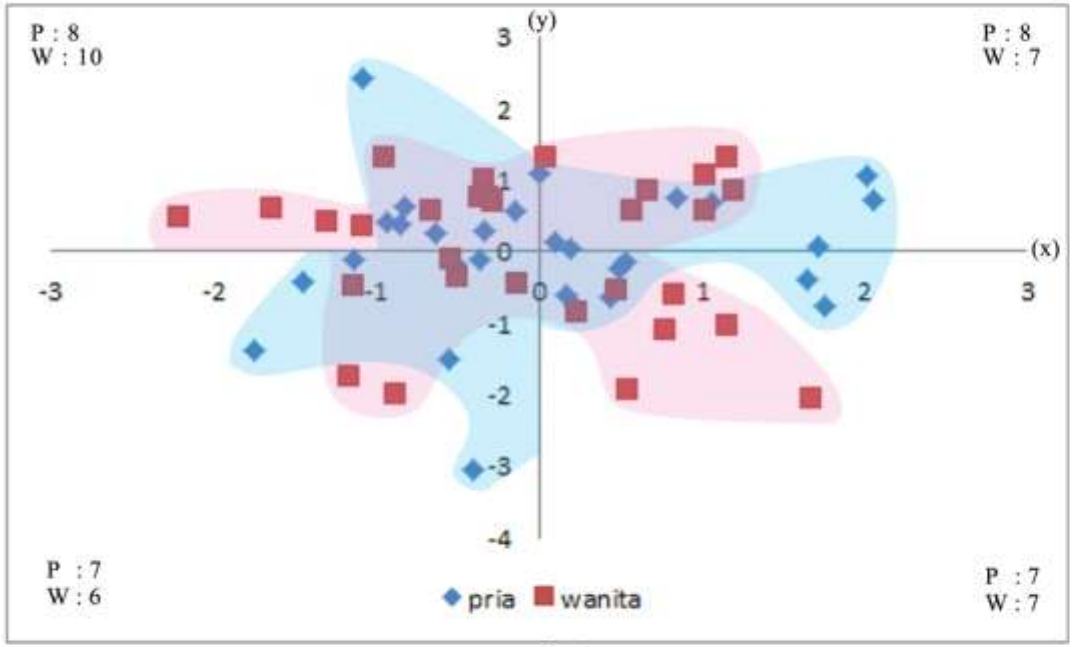


matrix 1

Persepsi wanita pada faktor kompetensi (plot 1 & 2) dominan di wilayah negatif sedangkan faktor empati (plot 1 & 3) dan aktifiti (plot 2 & 3) dominan di wilayah positif.

Persepsi pria pada faktor kompetensi (plot 1 & 2), empati (plot 1 & 3), dan aktifiti (plot 2 & 3) berada di wilayah positif.

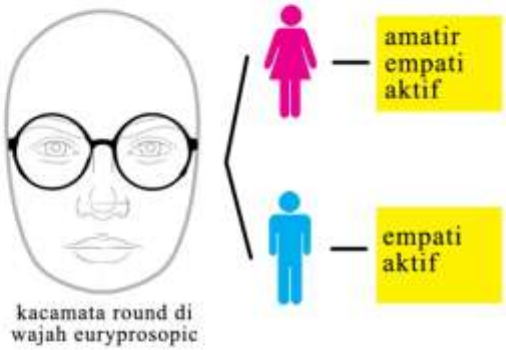


Hasil plot matrix

| gender | kompetensi | empati | aktifiti |
|---|---|---|---|
| pria | = | + | + |
| wanita | - | + | + |

Kedua gender menunjukan persepsi yang ideal pada kacamata round di tipe wajah euryprosopic.

plot 2 (x:fac1-kompetensi dan y:fac3-aktfiti)

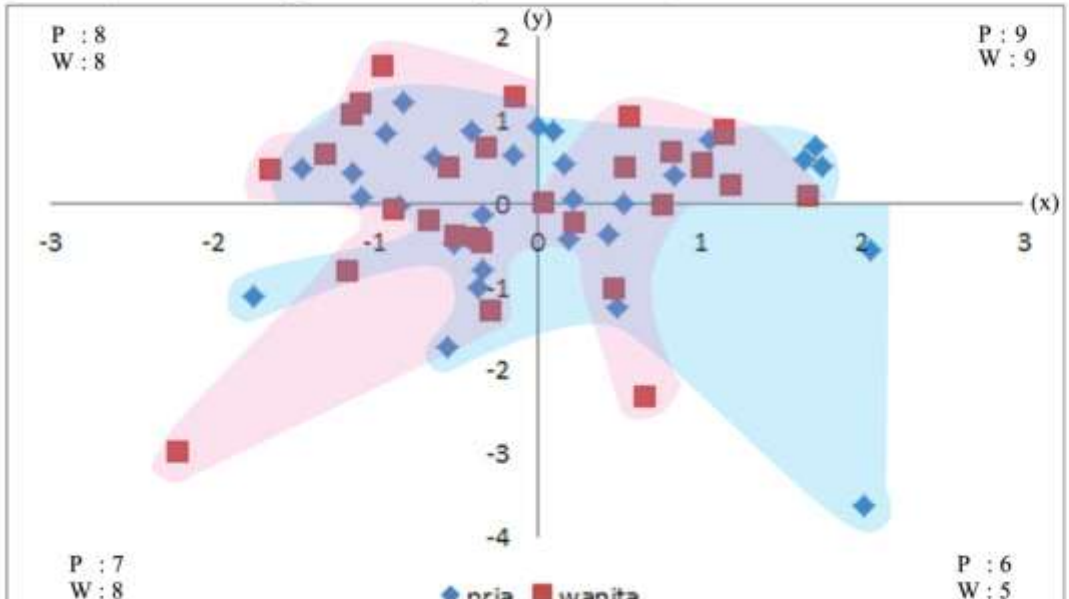


plot 3 (x:fac2-empati dan y:fac3-aktifiti)

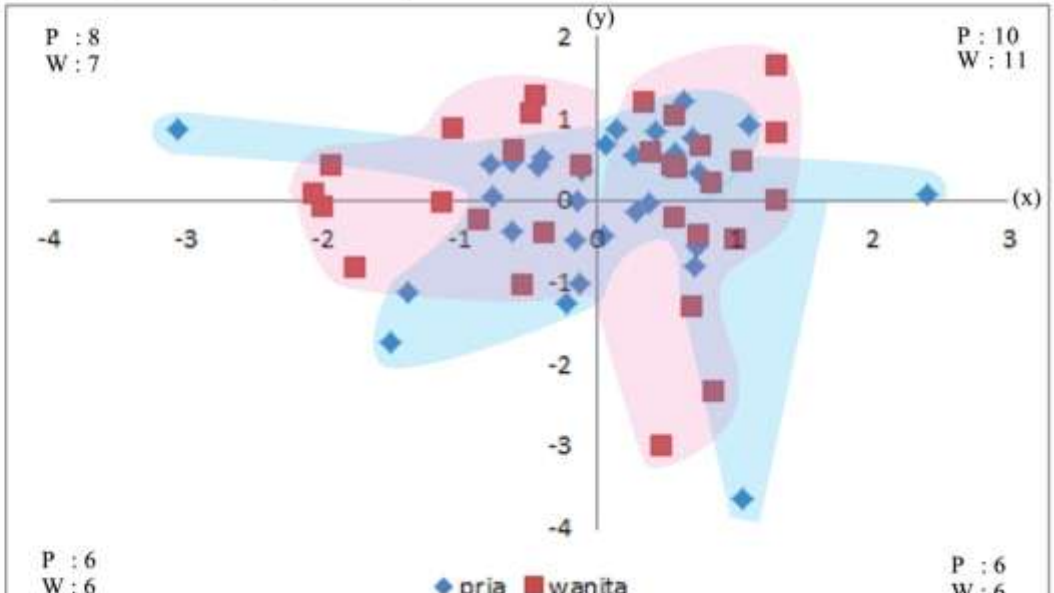

## 5.2 Plot matrix round pada wajah euryprosopic berdasarkan tipe wajah responden

plot 1 (x:fac1-kompetensi dan y:fac2-empati)

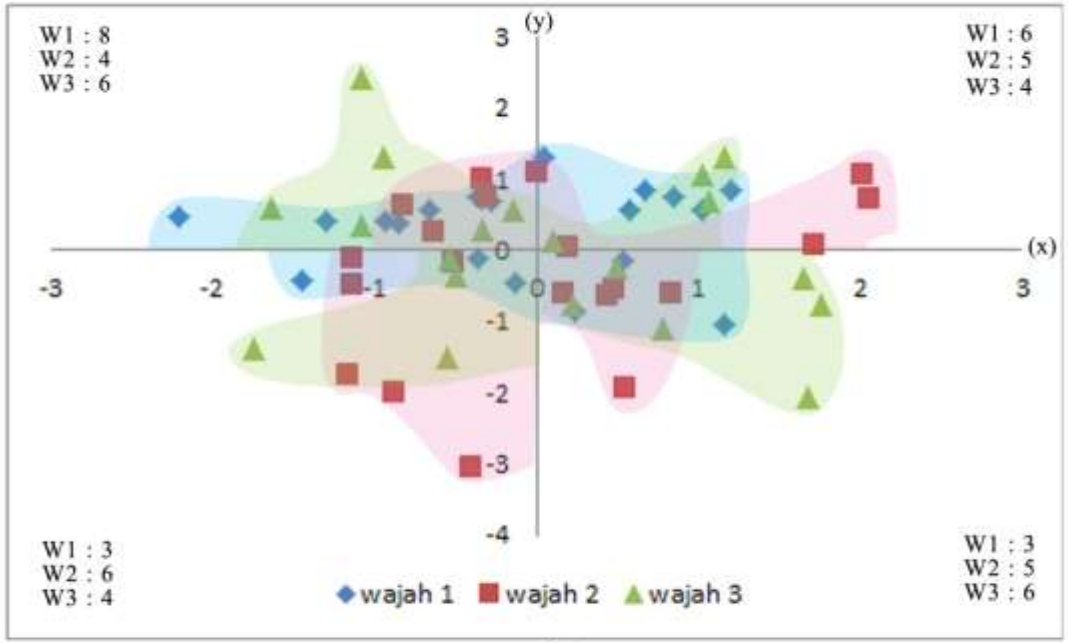


matrix 1

Persepsi responden W1 pada faktor kompetensi (plot 1 & 2) dan aktifiti (plot 2 & 3) dominan di wilayah negatif, sedangkan faktor empati (plot 1 & 3) dominan di wilayah positif.

Persepsi responden W2 pada faktor kompetensi (plot 1 & 2) berada di wilayah netral, faktor empati (plot 1 & 3) dominan di wilayah negatif, dan faktor aktifiti (plot 2 & 3) dominan di wilayah positif.

Persepsi responden W3 pada faktor kompetensi (plot 1 & 2) dan faktor empati (plot 1 & 3) berada diwilayah netral, sedangkan faktor aktifiti (plot 2 & 3) dominan di wilayah positif.

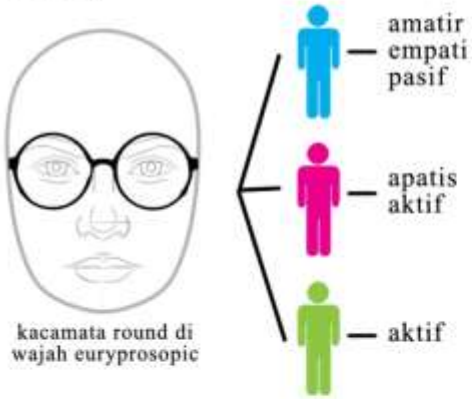


Hasil plot matrix

| tipe wajah | kompetensi | empati | aktifiti |
|---|---|---|---|
| euryprosopic (W1) | - | + | - |
| mesoprosopic (W2) | = | - | + |
| leptoprosopic (W3) | = | = | + |

Semua tipe responden menunjukan persepsi yang kurang ideal pada kacamata round di tipe wajah euryprosopic.

plot 2 (x:fac1-kompetensi dan y:fac3-aktfiti)

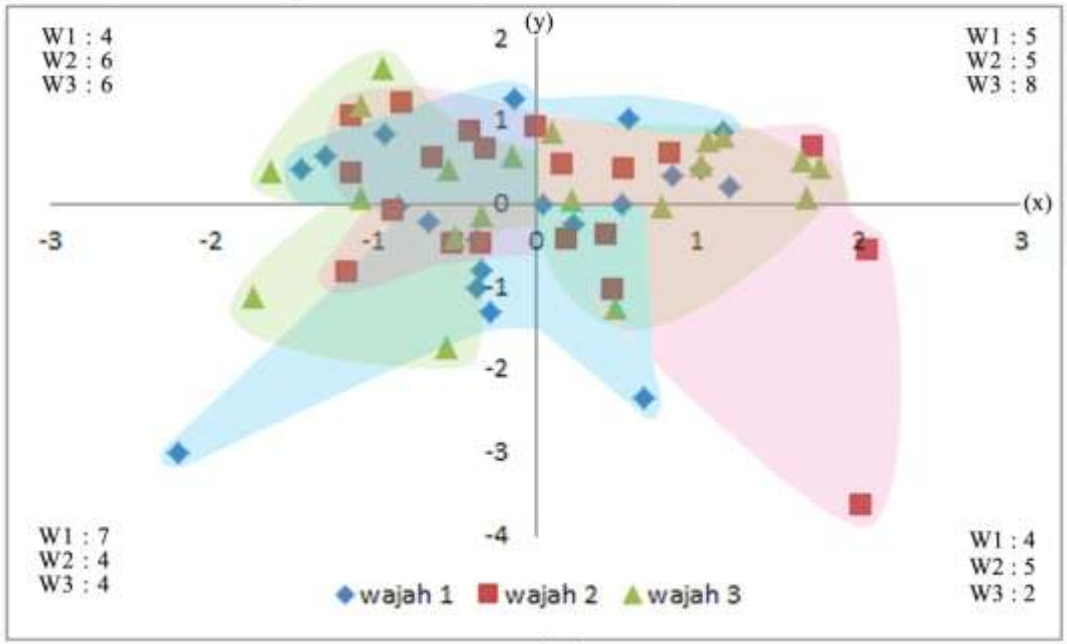


matrix 2

plot 3 (x:fac2-empati dan y:fac3-aktifiti)

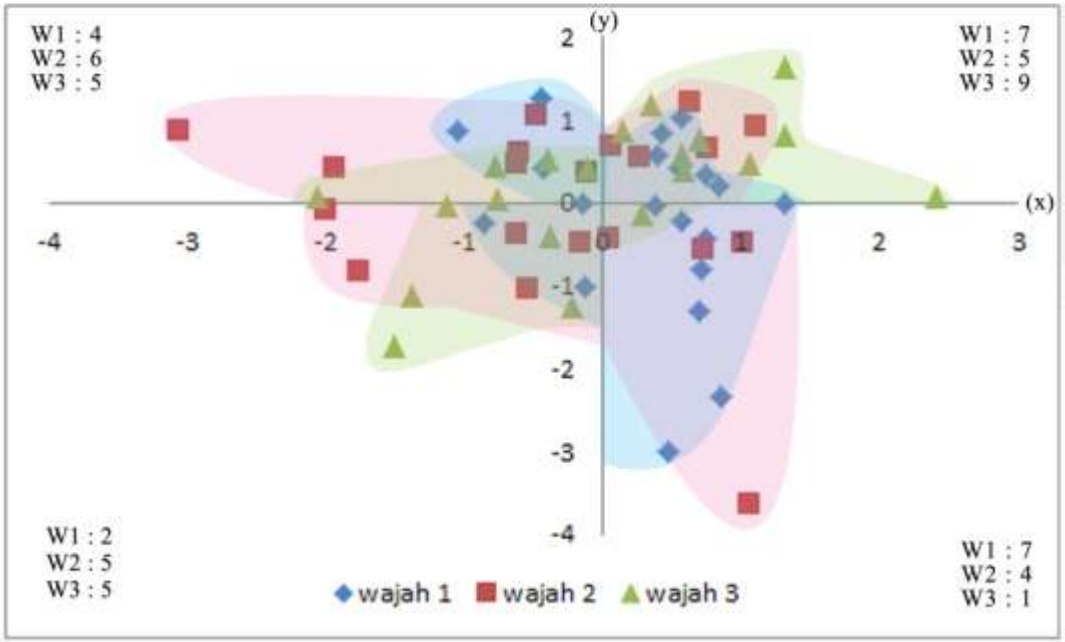


matrix 3

# REGRESSION SCORE (FRAME ROUND-LEPTOPROSOPIC)

| nama | gender | tipe wajah | var 1 | var 2 | var 3 | var 4 | var 5 | var 6 | var 7 | var 8 | var 9 | fac 1 | fac 2 | fac 3 |
|---|---|---|---|---|---|---|---|---|---|---|---|---|---|---|
| Dale | 1 | 1 | 6 | 6 | 2 | 5 | 4 | 6 | 6 | 2 | 4 | 0,48922 | 0,7968 | 0,48347 |
| Tito | 1 | 1 | 2 | 2 | 6 | 6 | 2 | 2 | 2 | 6 | 6 | 1,42794 | -2,28363 | -1,62804 |
| Nanda | 2 | 1 | 4 | 4 | 6 | 4 | 3 | 6 | 6 | 2 | 2 | -0,00708 | 1,06228 | -1,10226 |
| Wildan | 1 | 1 | 5 | 7 | 7 | 7 | 7 | 5 | 6 | 2 | 7 | 3,11278 | 0,66171 | -0,40616 |
| Lucky | 1 | 1 | 5 | 5 | 3 | 5 | 5 | 5 | 5 | 3 | 3 | 0,38953 | 0,30021 | 0,07322 |
| Farhan | 1 | 1 | 2 | 3 | 1 | 5 | 2 | 6 | 3 | 2 | 2 | -0,72856 | 0,65575 | -1,35724 |
| Cany | 2 | 1 | 6 | 6 | 1 | 4 | 7 | 7 | 6 | 5 | 3 | 0,12343 | 0,20303 | 1,81161 |
| Esti | 2 | 1 | 1 | 2 | 3 | 2 | 2 | 3 | 2 | 3 | 1 | -1,51599 | -0,59135 | -1,78319 |
| Karin | 2 | 1 | 7 | 5 | 1 | 7 | 7 | 4 | 5 | 1 | 2 | 0,38137 | 1,02249 | 0,45176 |
| Denisa | 2 | 1 | 7 | 4 | 2 | 6 | 6 | 6 | 5 | 4 | 4 | 0,62486 | -0,00233 | 1,09996 |
| Pahlevi | 1 | 1 | 3 | 2 | 2 | 4 | 3 | 6 | 6 | 2 | 2 | -1,01326 | 1,08045 | -0,80004 |
| Adit | 1 | 1 | 5 | 6 | 6 | 6 | 6 | 6 | 7 | 2 | 3 | 1,3358 | 1,41969 | -0,40828 |
| Rizkia | 2 | 1 | 5 | 3 | 3 | 5 | 3 | 3 | 3 | 3 | 2 | -0,32869 | -0,55083 | -0,65879 |
| Mega | 2 | 1 | 3 | 3 | 4 | 4 | 3 | 5 | 4 | 4 | 3 | -0,12045 | -0,31038 | -0,81964 |
| Risthie | 2 | 1 | 5 | 6 | 1 | 4 | 5 | 4 | 4 | 7 | 4 | 0,37275 | -1,72388 | 1,44968 |
| Romana | 2 | 1 | 1 | 6 | 7 | 5 | 7 | 4 | 2 | 3 | 4 | 1,85683 | -0,09044 | -1,76795 |
| Zanira | 2 | 1 | 7 | 2 | 1 | 3 | 5 | 5 | 6 | 1 | 1 | -1,66144 | 1,05531 | 0,59246 |
| Andra | 2 | 1 | 5 | 4 | 3 | 5 | 6 | 6 | 7 | 3 | 1 | -0,28586 | 1,19004 | 0,2216 |
| Sarah | 2 | 1 | 5 | 1 | 2 | 3 | 4 | 6 | 7 | 2 | 1 | -1,70583 | 1,19183 | -0,0097 |
| Eka | 2 | 1 | 6 | 2 | 2 | 2 | 6 | 7 | 7 | 4 | 2 | -1,33709 | 0,57048 | 1,28677 |
| Docko | 1 | 2 | 5 | 3 | 5 | 3 | 6 | 6 | 5 | 3 | 6 | 0,71662 | 0,0177 | 0,19712 |
| Suwi | 2 | 2 | 3 | 3 | 1 | 5 | 2 | 4 | 6 | 5 | 5 | 0,06164 | -0,80222 | -0,04287 |
| Fikri | 1 | 2 | 2 | 1 | 2 | 4 | 4 | 6 | 3 | 2 | 5 | -0,21692 | 0,28279 | -1,10894 |
| Tomi | 1 | 2 | 7 | 7 | 7 | 1 | 2 | 3 | 6 | 2 | 2 | -0,23371 | -0,10247 | -0,07963 |
| Aditya | 1 | 2 | 5 | 3 | 3 | 3 | 6 | 6 | 7 | 6 | 5 | 0,15 | -0,57097 | 1,33699 |
| Sherin | 2 | 2 | 1 | 3 | 2 | 4 | 4 | 3 | 4 | 5 | 1 | -0,80879 | -0,64319 | -0,92783 |
| Ari | 1 | 2 | 4 | 6 | 2 | 5 | 6 | 5 | 2 | 4 | 6 | 1,39678 | -0,81822 | 0,30996 |
| Ijul | 1 | 2 | 1 | 2 | 1 | 4 | 3 | 4 | 4 | 4 | 3 | -0,74849 | -0,41255 | -0,97422 |
| Yusuf | 1 | 2 | 6 | 3 | 1 | 3 | 5 | 6 | 4 | 4 | 2 | -1,06973 | -0,16404 | 0,97086 |
| Tirta | 1 | 2 | 3 | 4 | 4 | 3 | 4 | 4 | 4 | 2 | 2 | -0,4359 | 0,30683 | -1,05266 |
| Berlin | 2 | 2 | 2 | 2 | 6 | 4 | 4 | 5 | 3 | 5 | 3 | 0,2051 | -0,70331 | -1,29688 |
| Yeremia | 1 | 2 | 6 | 6 | 3 | 5 | 6 | 7 | 6 | 3 | 4 | 0,8478 | 0,80669 | 0,8157 |
| Beni | 1 | 2 | 7 | 2 | 1 | 2 | 2 | 2 | 2 | 6 | 1 | -1,91146 | -2,38521 | 0,94854 |
| Samuel | 1 | 2 | 6 | 4 | 1 | 3 | 2 | 6 | 2 | 3 | 3 | -0,86121 | -0,47139 | 0,34252 |
| Jason | 1 | 2 | 7 | 1 | 1 | 2 | 3 | 6 | 5 | 7 | 3 | -1,55365 | -1,50926 | 1,82277 |
| Dinan | 2 | 2 | 1 | 4 | 4 | 3 | 4 | 7 | 6 | 4 | 5 | 0,38765 | 0,41065 | -0,66874 |
| Meylani | 2 | 2 | 2 | 1 | 3 | 2 | 2 | 4 | 1 | 4 | 2 | -1,408 | -1,12749 | -1,31304 |
| Mayang | 2 | 2 | 7 | 5 | 5 | 5 | 5 | 5 | 5 | 5 | 5 | 1,26238 | -0,82064 | 0,86208 |
| Smitha | 2 | 2 | 6 | 3 | 1 | 4 | 6 | 5 | 6 | 2 | 3 | -0,55921 | 0,68549 | 0,71427 |
| Octavia | 2 | 2 | 6 | 3 | 2 | 3 | 7 | 5 | 7 | 1 | 2 | -0,88482 | 1,3406 | 0,5864 |
| Amal | 1 | 3 | 1 | 2 | 1 | 4 | 7 | 6 | 5 | 2 | 1 | -1,03578 | 1,45081 | -0,86539 |
| Dema | 1 | 3 | 7 | 6 | 2 | 5 | 5 | 4 | 5 | 4 | 4 | 0,64521 | -0,56235 | 1,14773 |
| Adrian | 1 | 3 | 3 | 3 | 3 | 4 | 5 | 5 | 4 | 3 | 5 | 0,37516 | -0,09277 | -0,47887 |
| Sasqia | 2 | 3 | 6 | 6 | 1 | 1 | 7 | 7 | 7 | 1 | 4 | -0,54109 | 1,43206 | 1,47877 |
| Anne | 2 | 3 | 6 | 5 | 5 | 5 | 6 | 5 | 5 | 5 | 6 | 1,63416 | -0,8041 | 0,75811 |
| Ganjar | 1 | 3 | 3 | 3 | 3 | 4 | 2 | 3 | 3 | 6 | 3 | -0,27718 | -1,72385 | -0,50877 |
| Ridho | 1 | 3 | 1 | 5 | 1 | 7 | 6 | 7 | 4 | 1 | 3 | 0,7119 | 1,82415 | -1,29458 |
| Priskila | 2 | 3 | 3 | 4 | 2 | 5 | 1 | 6 | 7 | 2 | 3 | -0,32797 | 1,11588 | -0,87999 |
| Melati | 2 | 3 | 7 | 7 | 1 | 4 | 7 | 7 | 7 | 1 | 4 | 0,39869 | 1,6055 | 1,44885 |
| Bekti | 1 | 3 | 1 | 3 | 5 | 2 | 2 | 3 | 5 | 4 | 3 | -0,52051 | -0,6408 | -1,46248 |
| Cica | 2 | 3 | 5 | 2 | 2 | 4 | 5 | 4 | 4 | 4 | 4 | -0,24731 | -0,73411 | 0,3223 |
| Edwina | 2 | 3 | 7 | 4 | 3 | 3 | 6 | 2 | 2 | 5 | 3 | -0,12386 | -1,90134 | 0,99271 |
| Lian | 1 | 3 | 6 | 5 | 2 | 5 | 6 | 7 | 6 | 3 | 6 | 1,02805 | 0,52016 | 1,06084 |
| Derry | 1 | 3 | 2 | 4 | 6 | 4 | 4 | 4 | 4 | 4 | 4 | 0,77434 | -0,48999 | -1,27203 |
| Pandega | 1 | 3 | 7 | 7 | 1 | 5 | 5 | 6 | 6 | 2 | 3 | 0,2916 | 0,92411 | 1,08722 |
| Calvin | 1 | 3 | 7 | 5 | 5 | 6 | 6 | 6 | 6 | 4 | 5 | 1,54826 | 0,08307 | 0,77323 |
| Rizal | 1 | 3 | 4 | 3 | 5 | 3 | 5 | 3 | 5 | 2 | 3 | -0,1375 | 0,09588 | -0,78903 |
| Dwita | 2 | 3 | 4 | 4 | 2 | 5 | 6 | 4 | 3 | 4 | 6 | 1,02732 | -0,90782 | 0,20604 |
| Vina | 2 | 3 | 1 | 6 | 1 | 4 | 3 | 5 | 5 | 6 | 3 | -0,01959 | -0,63614 | -0,11121 |
| Adinda | 2 | 3 | 5 | 2 | 2 | 3 | 7 | 4 | 5 | 2 | 2 | -0,95027 | 0,46465 | 0,21491 |

| pria | | | wanita | | |
|---|---|---|---|---|---|
| fac 1 | fac 2 | fac 3 | fac 1 | fac 2 | fac 3 |
| 0,48922 | 0,7968 | 0,48347 | -0,00708 | 1,06228 | -1,10226 |
| 1,42794 | -2,28363 | -1,62804 | 0,12343 | 0,20303 | 1,81161 |
| 3,11278 | 0,66171 | -0,40616 | -1,51599 | -0,59135 | -1,78319 |
| 0,38953 | 0,30021 | 0,07322 | 0,38137 | 1,02249 | 0,45176 |
| -0,72856 | 0,65575 | -1,35724 | 0,62486 | -0,00233 | 1,09996 |
| -1,01326 | 1,08045 | -0,80004 | -0,32869 | -0,55083 | -0,65879 |
| 1,3358 | 1,41969 | -0,40828 | -0,12045 | -0,31038 | -0,81964 |
| 0,71662 | 0,0177 | 0,19712 | 0,37275 | -1,72388 | 1,44968 |
| -0,21692 | 0,28279 | -1,10894 | 1,85683 | -0,09044 | -1,76795 |
| -0,23371 | -0,10247 | -0,07963 | -1,66144 | 1,05531 | 0,59246 |
| 0,15 | -0,57097 | 1,33699 | -0,28586 | 1,19004 | 0,2216 |
| 1,39678 | -0,81822 | 0,30996 | -1,70583 | 1,19183 | -0,0097 |
| -0,74849 | -0,41255 | -0,97422 | -1,33709 | 0,57048 | 1,28677 |
| -1,06973 | -0,16404 | 0,97086 | 0,06164 | -0,80222 | -0,04287 |
| -0,4359 | 0,30683 | -1,05266 | -0,80879 | -0,64319 | -0,92783 |
| 0,8478 | 0,80669 | 0,8157 | 0,2051 | -0,70331 | -1,29688 |
| -1,91146 | -2,38521 | 0,94854 | 0,38765 | 0,41065 | -0,66874 |
| -0,86121 | -0,47139 | 0,34252 | -1,408 | -1,12749 | -1,31304 |
| -1,55365 | -1,50926 | 1,82277 | 1,26238 | -0,82064 | 0,86208 |
| -1,03578 | 1,45081 | -0,86539 | -0,55921 | 0,68549 | 0,71427 |
| 0,64521 | -0,56235 | 1,14773 | -0,88482 | 1,3406 | 0,5864 |
| 0,37516 | -0,09277 | -0,47887 | -0,54109 | 1,43206 | 1,47877 |
| -0,27718 | -1,72385 | -0,50877 | 1,63416 | -0,8041 | 0,75811 |
| 0,7119 | 1,82415 | -1,29458 | -0,32797 | 1,11588 | -0,87999 |
| -0,52051 | -0,6408 | -1,46248 | 0,39869 | 1,6055 | 1,44885 |
| 1,02805 | 0,52016 | 1,06084 | -0,24731 | -0,73411 | 0,3223 |
| 0,77434 | -0,48999 | -1,27203 | -0,12386 | -1,90134 | 0,99271 |
| 0,2916 | 0,92411 | 1,08722 | 1,02732 | -0,90782 | 0,20604 |
| 1,54826 | 0,08307 | 0,77323 | -0,01959 | -0,63614 | -0,11121 |
| -0,1375 | 0,09588 | -0,78903 | -0,95027 | 0,46465 | 0,21491 |

## KETERANGAN

gender :
1 = pria : 30
2 = wanita : 30

tipe wajah :
1 = euryprosopic : 20
2 = mesoprosopic : 20
3 = leptoprosopic : 20

var 1 : canggung - nyaman
var 2 : bodoh - pintar
var 3 : kasual -formal
var 4 : bohong - rumit
var 5 : rumit -sederhana
var 6 : kasar - halus
var 7 : egois - peduli
var 8 : lembut - tegas
var 9 : lamban - cekatan

| tipe wajah 1 | | | tipe wajah 2 | | | tipe wajah 3 | | |
|---|---|---|---|---|---|---|---|---|
| fac 1 | fac 2 | fac 3 | fac 1 | fac 2 | fac 3 | fac 1 | fac 2 | fac 3 |
| 0,48922 | 0,7968 | 0,48347 | 0,71662 | 0,0177 | 0,19712 | -1,03578 | 1,45081 | -0,86539 |
| 1,42794 | -2,28363 | -1,62804 | 0,06164 | -0,80222 | -0,04287 | 0,64521 | -0,56235 | 1,14773 |
| -0,00708 | 1,06228 | -1,10226 | -0,21692 | 0,28279 | -1,10894 | 0,37516 | -0,09277 | -0,47887 |
| 3,11278 | 0,66171 | -0,40616 | -0,23371 | -0,10247 | -0,07963 | -0,54109 | 1,43206 | 1,47877 |
| 0,38953 | 0,30021 | 0,07322 | 0,15 | -0,57097 | 1,33699 | 1,63416 | -0,8041 | 0,75811 |
| -0,72856 | 0,65575 | -1,35724 | -0,80879 | -0,64319 | -0,92783 | -0,27718 | -1,72385 | -0,50877 |
| 0,12343 | 0,20303 | 1,81161 | 1,39678 | -0,81822 | 0,30996 | 0,7119 | 1,82415 | -1,29458 |
| -1,51599 | -0,59135 | -1,78319 | -0,74849 | -0,41255 | -0,97422 | -0,32797 | 1,11588 | -0,87999 |
| 0,38137 | 1,02249 | 0,45176 | -1,06973 | -0,16404 | 0,97086 | 0,39869 | 1,6055 | 1,44885 |
| 0,62486 | -0,00233 | 1,09996 | -0,4359 | 0,30683 | -1,05266 | -0,52051 | -0,6408 | -1,46248 |
| -1,01326 | 1,08045 | -0,80004 | 0,2051 | -0,70331 | -1,29688 | -0,24731 | -0,73411 | 0,3223 |
| 1,3358 | 1,41969 | -0,40828 | 0,8478 | 0,80669 | 0,8157 | -0,12386 | -1,90134 | 0,99271 |
| -0,32869 | -0,55083 | -0,65879 | -1,91146 | -2,38521 | 0,94854 | 1,02805 | 0,52016 | 1,06084 |
| -0,12045 | -0,31038 | -0,81964 | -0,86121 | -0,47139 | 0,34252 | 0,77434 | -0,48999 | -1,27203 |
| 0,37275 | -1,72388 | 1,44968 | -1,55365 | -1,50926 | 1,82277 | 0,2916 | 0,92411 | 1,08722 |
| 1,85683 | -0,09044 | -1,76795 | 0,38765 | 0,41065 | -0,66874 | 1,54826 | 0,08307 | 0,77323 |
| -1,66144 | 1,05531 | 0,59246 | -1,408 | -1,12749 | -1,31304 | -0,1375 | 0,09588 | -0,78903 |
| -0,28586 | 1,19004 | 0,2216 | 1,26238 | -0,82064 | 0,86208 | 1,02732 | -0,90782 | 0,20604 |
| -1,70583 | 1,19183 | -0,0097 | -0,55921 | 0,68549 | 0,71427 | -0,01959 | -0,63614 | -0,11121 |
| -1,33709 | 0,57048 | 1,28677 | -0,88482 | 1,3406 | 0,5864 | -0,95027 | 0,46465 | 0,21491 |

## 5.3 Plot matrix round pada wajah mesoprosopic berdasarkan gender responden

plot 1 (x:fac1-empati dan y:fac2-kompetensi)

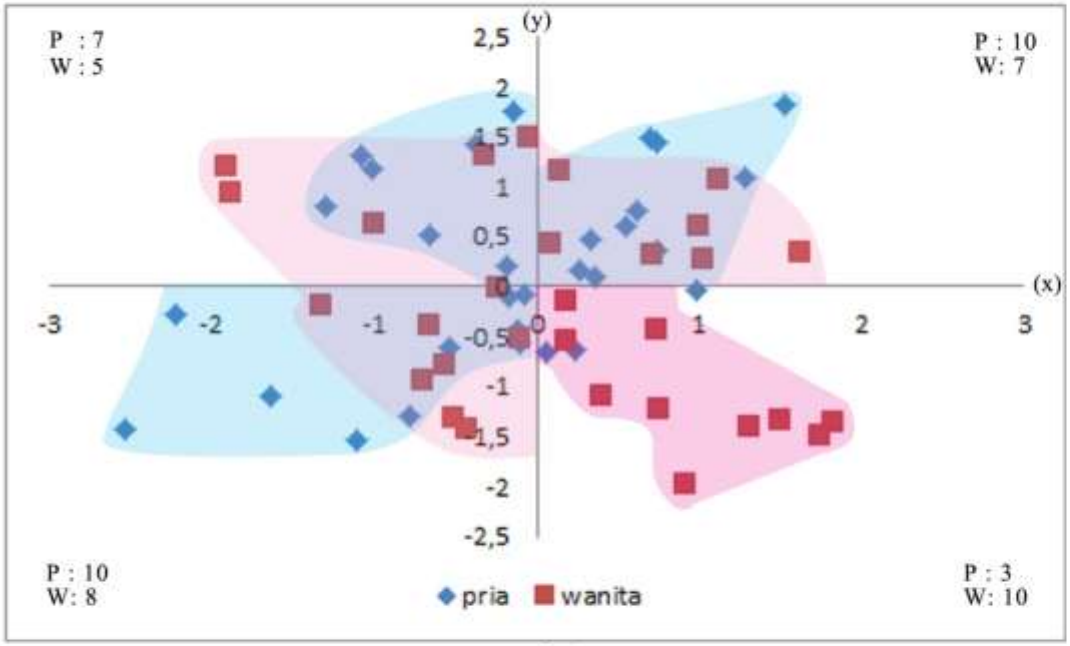


matrix 1

Persepsi wanita pada faktor kompetensi (plot 1 & 3) dominan di wilayah negatif, sedangkan faktor empati (plot 1 & 2) dan faktor aktifiti (plot 2 & 3) dominan di wilayah positif.

Persepsi pria pada faktor kompetensi (plot 1 & 3) dan faktor aktifiti (plot 2 & 3) dominan diwilayah positif, sedangkan faktor empati (plot 1 & 2) dominan di wilayah negatif.

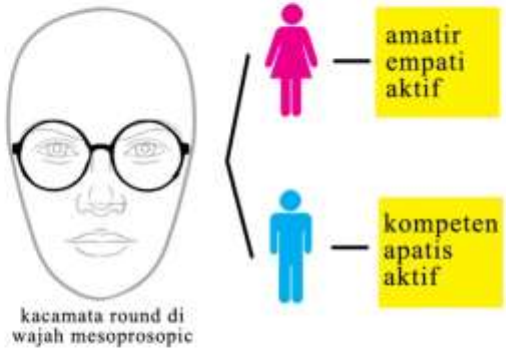


Hasil plot matrix

| gender | kompetensi | empati | aktifiti |
|---|---|---|---|
| pria | + | - | + |
| wanita | - | + | + |

Kedua gender menunjukan persepsi yang ideal pada kacamata round di tipe wajah mesoprosopic.

plot 2 ( x:fac1-empati dan y:fac3-aktifiti)

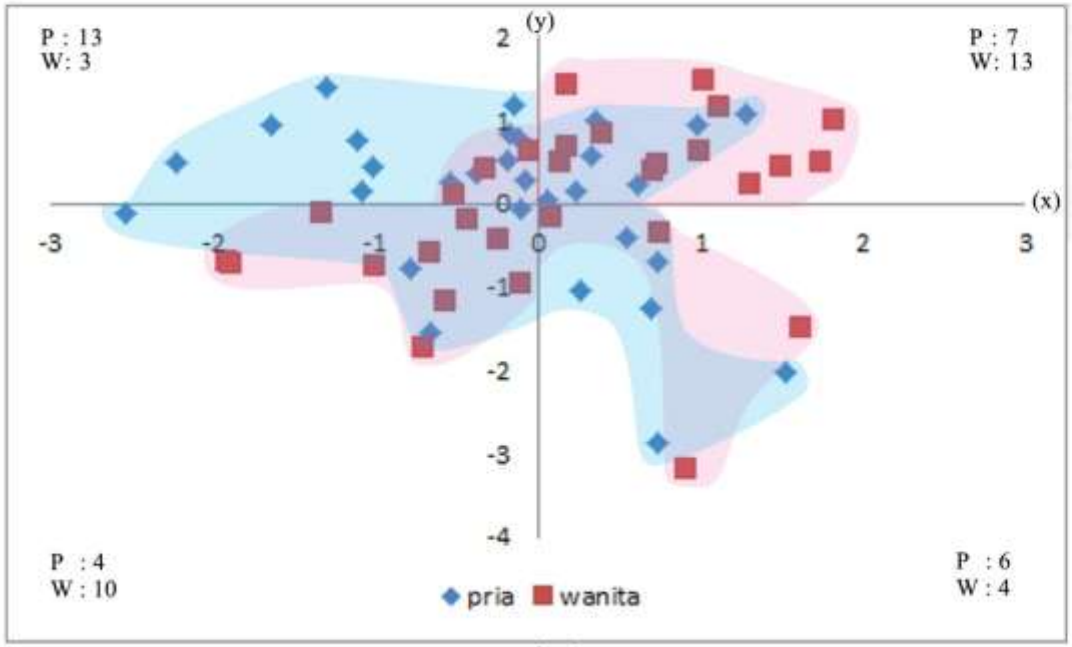


matrix 2

plot 3 ( x:fac2-kompetensi dan y:fac3-aktifiti)

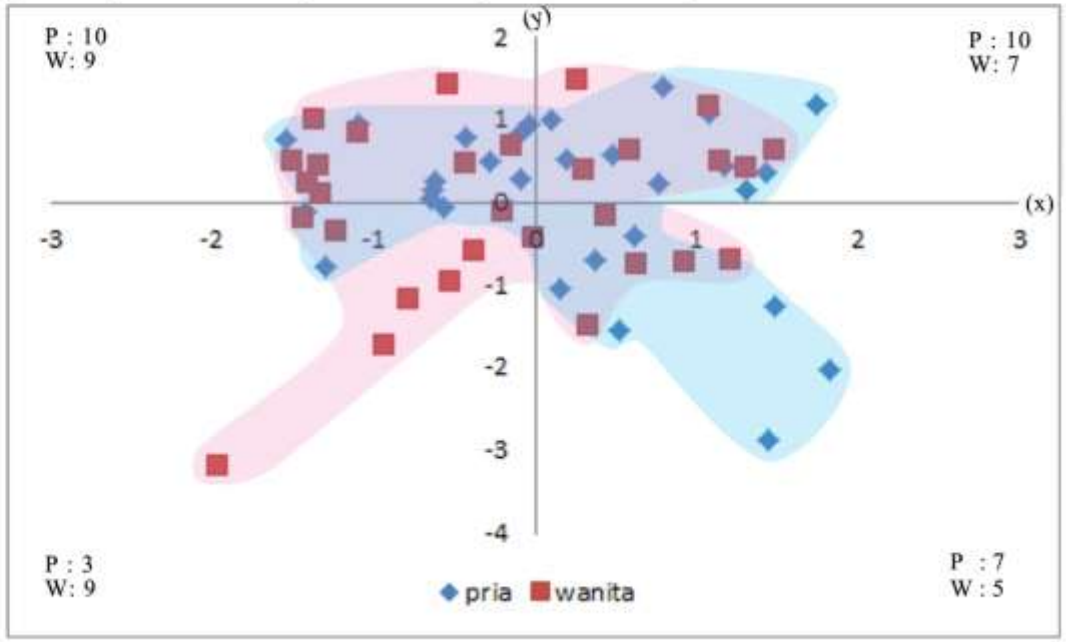


matrix 3

## 5.4 Plot matrix round pada wajah mesoprosopic berdasarkan tipe wajah responden

plot 1 (x:fac1-empati dan y:fac2-kompetensi)

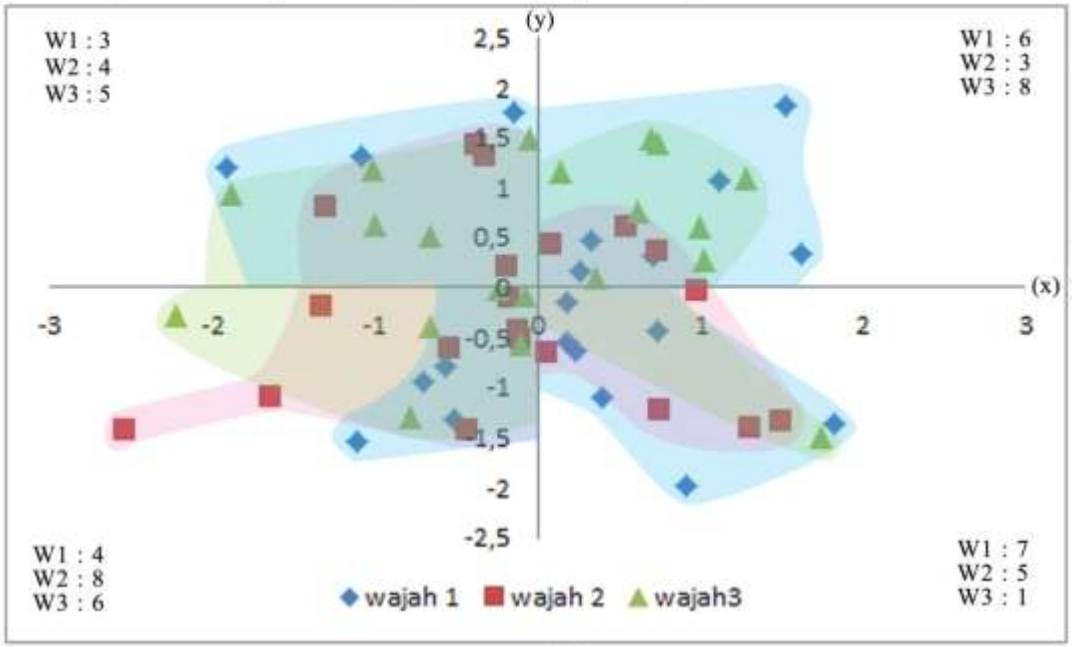


matrix 1

Persepsi responden W1 pada faktor kompetensi (plot 1 & 3) dominan di wilayah negatif, sedangkan faktor empati (plot 1 & 2) dan faktor aktifiti (plot 2 & 3) dominan di wilayah positif.

Persepsi responden W2 pada faktor kompetensi (plot 1 & 3) dan faktor empati (plot 1 & 2) dominan di wilayah negatif, sedangkan aktifiti (plot 2 & 3) dominan di wilayah positif.

Persepsi responden W3 pada faktor kompetensi (plot 1 & 3) dan aktifiti (plot 2 & 3) dominan di wilayah positif. sedangkan faktor empati (plot 1 & 2) dominan di wilayah negatif.

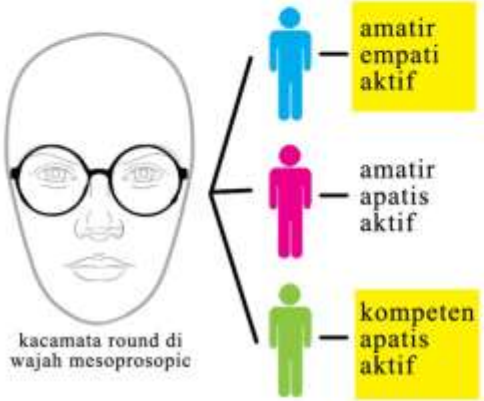


Hasil plot matrix

| tipe wajah | kompetensi | empati | aktifiti |
|---|---|---|---|
| euryprosopic (W1) | - | + | + |
| mesoprosopic (W2) | - | - | + |
| leptoprosopic (W3) | + | - | + |

Responden bertipe wajah euryprosopic (W1) dan leptoprosopic (W3) menunjukan persepsi yang ideal pada kacamata round di tipe wajah mesoprosopic.

plot 2 ( x:fac1-empati dan y:fac3-aktifiti)

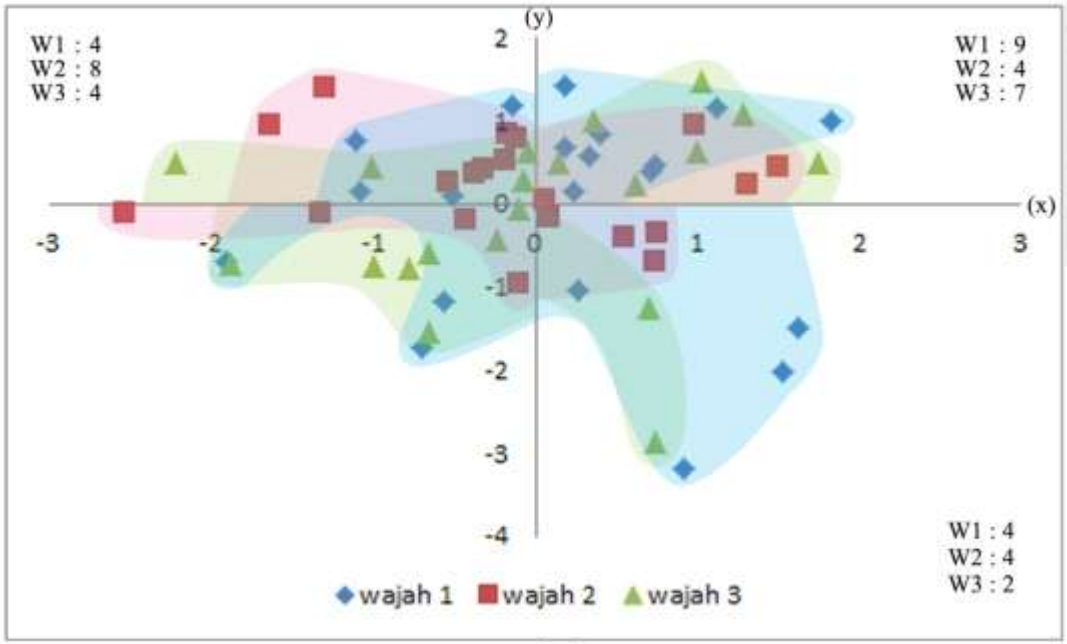


matrix 2

plot 3 ( x:fac2-kompetensi dan y:fac3-aktifiti)

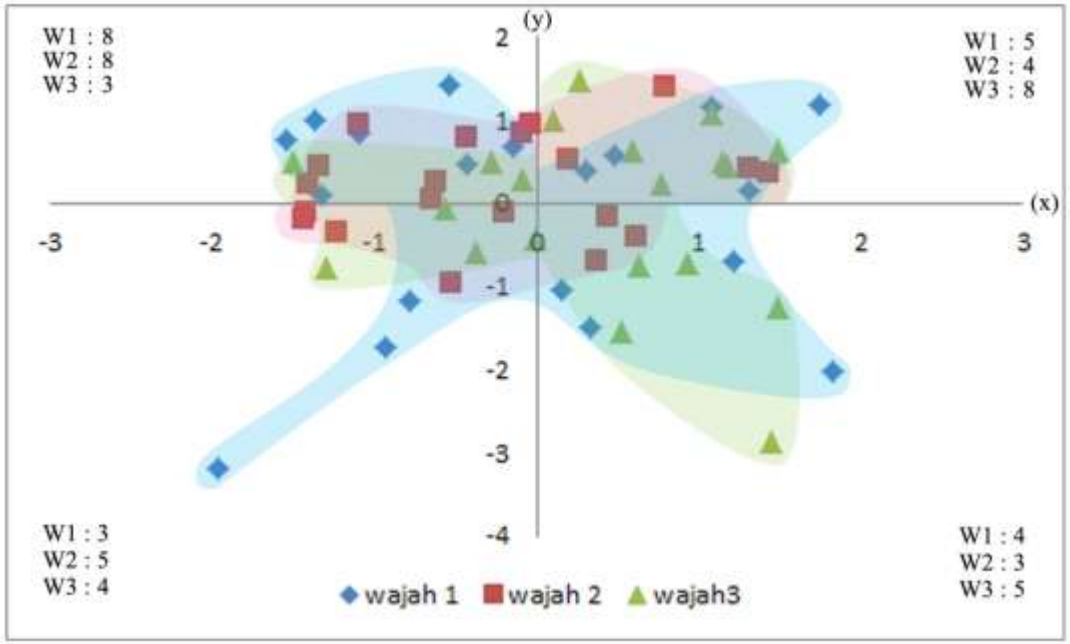


matrix 3

# REGRESSION SCORE (FRAME ROUND-MESOPROSOPIC)

| nama | gender | tipe wajah | var 1 | var 2 | var 3 | var 4 | var 5 | var 6 | var 7 | var 8 | var 9 | fac 1 | fac 2 | fac 3 | fac 4 |
|---|---|---|---|---|---|---|---|---|---|---|---|---|---|---|---|
| Dale | 1 | 1 | 7 | 6 | 2 | 6 | 6 | 6 | 5 | 2 | 5 | -0,14171 | 1,74653 | 1,19325 | 0,23809 |
| Tito | 1 | 1 | 2 | 2 | 1 | 2 | 6 | 6 | 3 | 6 | 3 | -1,10795 | -1,54039 | 0,76456 | 0,38353 |
| Nanda | 2 | 1 | 4 | 2 | 2 | 2 | 3 | 3 | 3 | 3 | 4 | -0,5033 | -1,32425 | 0,08592 | -1,31828 |
| Wildan | 1 | 1 | 2 | 6 | 7 | 7 | 7 | 6 | 7 | 2 | 1 | 1,52627 | 1,83176 | -2,01593 | 1,32612 |
| Lucky | 1 | 1 | 5 | 2 | 2 | 4 | 4 | 5 | 5 | 3 | 3 | 0,23937 | -0,62942 | 0,15563 | -0,02253 |
| Farhan | 1 | 1 | 2 | 6 | 1 | 6 | 2 | 6 | 6 | 2 | 6 | -1,07666 | 1,30869 | 0,15955 | 1,01344 |
| Cany | 2 | 1 | 6 | 4 | 3 | 5 | 7 | 5 | 3 | 1 | 2 | 0,71101 | 0,30987 | 0,39991 | 0,05141 |
| Esti | 2 | 1 | 1 | 1 | 7 | 2 | 1 | 7 | 4 | 3 | 1 | 0,92068 | -1,969 | -3,1915 | 1,13253 |
| Karin | 2 | 1 | 7 | 4 | 1 | 7 | 7 | 7 | 7 | 2 | 2 | 1,12591 | 1,07571 | 1,15703 | 1,26212 |
| Denisa | 2 | 1 | 2 | 6 | 6 | 4 | 6 | 5 | 2 | 6 | 6 | -1,90259 | 1,21169 | -0,68549 | -0,3028 |
| Pahlevi | 1 | 1 | 3 | 4 | 3 | 5 | 2 | 4 | 5 | 2 | 3 | 0,26291 | 0,16047 | -1,02822 | -0,27873 |
| Adit | 1 | 1 | 6 | 4 | 3 | 4 | 6 | 6 | 6 | 3 | 4 | 0,3383 | 0,47569 | 0,57378 | 0,19436 |
| Rizkia | 2 | 1 | 7 | 3 | 5 | 5 | 1 | 5 | 7 | 1 | 3 | 1,62184 | 0,33639 | -1,50302 | -0,31785 |
| Mega | 2 | 1 | 2 | 3 | 4 | 3 | 3 | 4 | 3 | 5 | 3 | -0,56738 | -0,77656 | -1,17811 | -0,72329 |
| Risthie | 2 | 1 | 1 | 3 | 5 | 2 | 2 | 2 | 3 | 4 | 4 | -0,69913 | -0,93047 | -1,71917 | -1,63303 |
| Romana | 2 | 1 | 2 | 5 | 1 | 3 | 6 | 6 | 6 | 2 | 3 | 0,17863 | -0,1404 | 0,68168 | 0,75467 |
| Zanira | 2 | 1 | 5 | 3 | 2 | 4 | 6 | 7 | 5 | 2 | 2 | 0,7456 | -0,42225 | 0,48256 | 1,07992 |
| Andra | 2 | 1 | 6 | 2 | 1 | 4 | 7 | 7 | 5 | 3 | 3 | 0,18597 | -0,53418 | 1,41459 | 1,03833 |
| Sarah | 2 | 1 | 7 | 2 | 1 | 2 | 6 | 5 | 6 | 1 | 1 | 1,82045 | -1,35876 | 0,99207 | -0,43406 |
| Eka | 2 | 1 | 4 | 4 | 1 | 1 | 5 | 6 | 5 | 2 | 3 | 0,40359 | -1,08792 | 0,84672 | 0,00895 |
| Docko | 1 | 2 | 6 | 6 | 1 | 3 | 3 | 5 | 4 | 6 | 3 | -0,18173 | 0,19947 | 0,51459 | -1,56819 |
| Suwi | 2 | 2 | 4 | 5 | 1 | 7 | 4 | 5 | 6 | 3 | 4 | -0,32038 | 1,31183 | 0,41496 | 0,38322 |
| Fikri | 1 | 2 | 1 | 1 | 2 | 5 | 6 | 7 | 6 | 2 | 4 | -0,53686 | -0,61614 | 0,25278 | 2,52324 |
| Tomi | 1 | 2 | 1 | 1 | 2 | 3 | 2 | 7 | 2 | 6 | 6 | -2,533 | -1,41662 | -0,122 | 1,23015 |
| Aditya | 1 | 2 | 3 | 3 | 4 | 6 | 6 | 6 | 6 | 2 | 2 | 0,74473 | 0,37091 | -0,70729 | 1,376 |
| Sherin | 2 | 2 | 5 | 2 | 3 | 2 | 4 | 3 | 5 | 4 | 2 | 0,7516 | -1,22782 | -0,35546 | -1,62535 |
| Ari | 1 | 2 | 5 | 6 | 1 | 4 | 6 | 3 | 2 | 4 | 5 | -1,29688 | 0,7984 | 1,39749 | -1,63013 |
| Ijul | 1 | 2 | 1 | 2 | 1 | 3 | 6 | 4 | 2 | 2 | 5 | -1,63447 | -1,09112 | 0,9443 | 0,39197 |
| Yusuf | 1 | 2 | 6 | 3 | 2 | 3 | 5 | 5 | 4 | 3 | 4 | -0,11283 | -0,43012 | 0,79083 | -0,47972 |
| Tirta | 1 | 2 | 6 | 6 | 2 | 6 | 4 | 4 | 4 | 4 | 4 | -0,36758 | 1,43216 | 0,3653 | -1,09007 |
| Berlin | 2 | 2 | 1 | 2 | 1 | 7 | 3 | 7 | 3 | 2 | 4 | -1,33056 | -0,19138 | -0,12057 | 2,43665 |
| Yeremia | 1 | 2 | 4 | 3 | 2 | 3 | 4 | 4 | 5 | 4 | 3 | 0,05658 | -0,64291 | 0,05546 | -0,82098 |
| Beni | 1 | 2 | 6 | 4 | 2 | 4 | 7 | 5 | 2 | 5 | 2 | -0,17101 | -0,09364 | 0,84059 | -0,72074 |
| Samuel | 1 | 2 | 6 | 5 | 3 | 4 | 3 | 2 | 6 | 5 | 3 | 0,54733 | 0,61287 | -0,41505 | -2,55225 |
| Jason | 1 | 2 | 7 | 4 | 2 | 3 | 6 | 6 | 6 | 2 | 3 | 0,98936 | -0,03709 | 0,96054 | -0,1009 |
| Dinan | 2 | 2 | 4 | 3 | 4 | 3 | 2 | 4 | 4 | 3 | 4 | -0,10715 | -0,52431 | -0,9601 | -0,8457 |
| Meylani | 2 | 2 | 4 | 2 | 3 | 2 | 4 | 5 | 2 | 4 | 3 | -0,42543 | -1,43315 | -0,19656 | -0,45774 |
| Mayang | 2 | 2 | 7 | 4 | 4 | 4 | 4 | 4 | 4 | 4 | 4 | 0,08872 | 0,4372 | -0,15749 | -1,38905 |
| Smitha | 2 | 2 | 6 | 1 | 2 | 3 | 6 | 6 | 6 | 2 | 1 | 1,50295 | -1,33805 | 0,43429 | 0,47599 |
| Octavia | 2 | 2 | 5 | 2 | 3 | 1 | 6 | 7 | 7 | 3 | 2 | 1,30966 | -1,40207 | 0,23213 | 0,5615 |
| Amal | 1 | 3 | 1 | 2 | 1 | 4 | 3 | 4 | 6 | 6 | 7 | -2,21748 | -0,278 | 0,48821 | 0,01524 |
| Dema | 1 | 3 | 6 | 3 | 4 | 6 | 6 | 5 | 5 | 5 | 6 | -1,01112 | 1,17484 | 0,4394 | 0,01659 |
| Adrian | 1 | 3 | 4 | 4 | 2 | 4 | 5 | 5 | 4 | 3 | 3 | -0,06829 | -0,08315 | 0,27773 | -0,08974 |
| Sasqia | 2 | 3 | 1 | 3 | 5 | 6 | 6 | 6 | 4 | 2 | 5 | -0,99321 | 0,6324 | -0,74586 | 1,85055 |
| Anne | 2 | 3 | 6 | 5 | 3 | 5 | 6 | 5 | 6 | 4 | 4 | 0,14894 | 1,15057 | 0,49013 | -0,41236 |
| Ganjar | 1 | 3 | 2 | 3 | 2 | 3 | 2 | 6 | 2 | 6 | 2 | -0,78452 | -1,29514 | -0,77473 | 0,01184 |
| Ridho | 1 | 3 | 2 | 4 | 1 | 3 | 3 | 5 | 6 | 4 | 3 | -0,09964 | -0,56892 | -0,04923 | -0,10976 |
| Priskila | 2 | 3 | 5 | 6 | 2 | 3 | 6 | 4 | 7 | 2 | 3 | 0,99797 | 0,5967 | 0,63538 | -0,99642 |
| Melati | 2 | 3 | 7 | 3 | 1 | 5 | 7 | 7 | 7 | 1 | 3 | 1,02462 | 0,26816 | 1,46684 | 1,21606 |
| Bekti | 1 | 3 | 5 | 4 | 1 | 4 | 6 | 5 | 6 | 3 | 3 | 0,36151 | 0,10169 | 0,99081 | -0,13727 |
| Cica | 2 | 3 | 5 | 3 | 4 | 4 | 4 | 4 | 4 | 4 | 4 | -0,2378 | -0,00373 | -0,42659 | -0,82995 |
| Edwina | 2 | 3 | 1 | 5 | 5 | 5 | 6 | 4 | 2 | 6 | 5 | -1,87749 | 0,93236 | -0,71283 | -0,29145 |
| Lian | 1 | 3 | 6 | 5 | 2 | 5 | 4 | 5 | 6 | 3 | 3 | 0,61796 | 0,76161 | 0,22243 | -0,47022 |
| Derry | 1 | 3 | 2 | 3 | 5 | 6 | 3 | 5 | 5 | 5 | 4 | -0,6628 | 0,52825 | -1,55438 | 0,47052 |
| Pandega | 1 | 3 | 2 | 7 | 7 | 6 | 2 | 6 | 4 | 2 | 2 | 0,73462 | 1,44068 | -2,86883 | 0,52973 |
| Calvin | 1 | 3 | 7 | 7 | 1 | 4 | 5 | 7 | 7 | 1 | 3 | 1,2764 | 1,08239 | 1,07428 | 0,22827 |
| Rizal | 1 | 3 | 6 | 5 | 7 | 5 | 6 | 6 | 7 | 7 | 3 | 0,69292 | 1,48924 | -1,24056 | -0,38685 |
| Dwita | 2 | 3 | 4 | 2 | 4 | 4 | 3 | 3 | 3 | 2 | 5 | -0,6531 | -0,38036 | -0,60018 | -0,76054 |
| Vina | 2 | 3 | 6 | 6 | 2 | 6 | 5 | 6 | 5 | 3 | 4 | -0,04698 | 1,49101 | 0,63221 | 0,17094 |
| Adinda | 2 | 3 | 5 | 2 | 1 | 2 | 5 | 6 | 7 | 1 | 1 | 1,74263 | -1,50221 | 0,50124 | 0,42402 |

| pria | | | | wanita | | | |
|---|---|---|---|---|---|---|---|
| fac 1 | fac 2 | fac 3 | fac 4 | fac 1 | fac 2 | fac 3 | fac 4 |
| -0,14171 | 1,74653 | 1,19325 | 0,23809 | -0,5033 | -1,32425 | 0,08592 | -1,31828 |
| -1,10795 | -1,54039 | 0,76456 | 0,38353 | 0,71101 | 0,30987 | 0,39991 | 0,05141 |
| 1,52627 | 1,83176 | -2,01593 | 1,32612 | 0,92068 | -1,969 | -3,1915 | 1,13253 |
| 0,23937 | -0,62942 | 0,15563 | -0,02253 | 1,12591 | 1,07571 | 1,15703 | 1,26212 |
| -1,07666 | 1,30869 | 0,15955 | 1,01344 | -1,90259 | 1,21169 | -0,68549 | -0,3028 |
| 0,26291 | 0,16047 | -1,02822 | -0,27873 | 1,62184 | 0,33639 | -1,50302 | -0,31785 |
| 0,3383 | 0,47569 | 0,57378 | 0,19436 | -0,56738 | -0,77656 | -1,17811 | -0,72329 |
| -0,18173 | 0,19947 | 0,51459 | -1,56819 | -0,69913 | -0,93047 | -1,71917 | -1,63303 |
| -0,53686 | -0,61614 | 0,25278 | 2,52324 | 0,17863 | -0,1404 | 0,68168 | 0,75467 |
| -2,533 | -1,41662 | -0,122 | 1,23015 | 0,7456 | -0,42225 | 0,48256 | 1,07992 |
| 0,74473 | 0,37091 | -0,70729 | 1,376 | 0,18597 | -0,53418 | 1,41459 | 1,03833 |
| -1,29688 | 0,7984 | 1,39749 | -1,63013 | 1,82045 | -1,35876 | 0,99207 | -0,43406 |
| -1,63447 | -1,09112 | 0,9443 | 0,39197 | 0,40359 | -1,08792 | 0,84672 | 0,00895 |
| -0,11283 | -0,43012 | 0,79083 | -0,47972 | -0,32038 | 1,31183 | 0,41496 | 0,38322 |
| -0,36758 | 1,43216 | 0,3653 | -1,09007 | 0,7516 | -1,22782 | -0,35546 | -1,62535 |
| 0,05658 | -0,64291 | 0,05546 | -0,82098 | -1,33056 | -0,19138 | -0,12057 | 2,43665 |
| -0,17101 | -0,09364 | 0,84059 | -0,72074 | -0,10715 | -0,52431 | -0,9601 | -0,8457 |
| 0,54733 | 0,61287 | -0,41505 | -2,55225 | -0,42543 | -1,43315 | -0,19656 | -0,45774 |
| 0,98936 | -0,03709 | 0,96054 | -0,1009 | 0,08872 | 0,4372 | -0,15749 | -1,38905 |
| -2,21748 | -0,278 | 0,48821 | 0,01524 | 1,50295 | -1,33805 | 0,43429 | 0,47599 |
| -1,01112 | 1,17484 | 0,4394 | 0,01659 | 1,30966 | -1,40207 | 0,23213 | 0,5615 |
| -0,06829 | -0,08315 | 0,27773 | -0,08974 | -0,99321 | 0,6324 | -0,74586 | 1,85055 |
| -0,78452 | -1,29514 | -0,77473 | 0,01184 | 0,14894 | 1,15057 | 0,49013 | -0,41236 |
| -0,09964 | -0,56892 | -0,04923 | -0,10976 | 0,99797 | 0,5967 | 0,63538 | -0,99642 |
| 0,36151 | 0,10169 | 0,99081 | -0,13727 | 1,02462 | 0,26816 | 1,46684 | 1,21606 |
| 0,61796 | 0,76161 | 0,22243 | -0,47022 | -0,2378 | -0,00373 | -0,42659 | -0,82995 |
| -0,6628 | 0,52825 | -1,55438 | 0,47052 | -1,87749 | 0,93236 | -0,71283 | -0,29145 |
| 0,73462 | 1,44068 | -2,86883 | 0,52973 | -0,6531 | -0,38036 | -0,60018 | -0,76054 |
| 1,2764 | 1,08239 | 1,07428 | 0,22827 | -0,04698 | 1,49101 | 0,63221 | 0,17094 |
| 0,69292 | 1,48924 | -1,24056 | -0,38685 | 1,74263 | -1,50221 | 0,50124 | 0,42402 |

| tipe wajah 1 | | | | tipe wajah 2 | | | | tipe wajah 3 | | | |
|---|---|---|---|---|---|---|---|---|---|---|---|
| fac 1 | fac 2 | fac 3 | fac 4 | fac 1 | fac 2 | fac 3 | fac 4 | fac 1 | fac 2 | fac 3 | fac 4 |
| -0,14171 | 1,74653 | 1,19325 | 0,23809 | -0,18173 | 0,19947 | 0,51459 | -1,56819 | -2,21748 | -0,278 | 0,48821 | 0,01524 |
| -1,10795 | -1,54039 | 0,76456 | 0,38353 | -0,32038 | 1,31183 | 0,41496 | 0,38322 | -1,01112 | 1,17484 | 0,4394 | 0,01659 |
| -0,5033 | -1,32425 | 0,08592 | -1,31828 | -0,53686 | -0,61614 | 0,25278 | 2,52324 | -0,06829 | -0,08315 | 0,27773 | -0,08974 |
| 1,52627 | 1,83176 | -2,01593 | 1,32612 | -2,533 | -1,41662 | -0,122 | 1,23015 | -0,99321 | 0,6324 | -0,74586 | 1,85055 |
| 0,23937 | -0,62942 | 0,15563 | -0,02253 | 0,74473 | 0,37091 | -0,70729 | 1,376 | 0,14894 | 1,15057 | 0,49013 | -0,41236 |
| -1,07666 | 1,30869 | 0,15955 | 1,01344 | 0,7516 | -1,22782 | -0,35546 | -1,62535 | -0,78452 | -1,29514 | -0,77473 | 0,01184 |
| 0,71101 | 0,30987 | 0,39991 | 0,05141 | -1,29688 | 0,7984 | 1,39749 | -1,63013 | -0,09964 | -0,56892 | -0,04923 | -0,10976 |
| 0,92068 | -1,969 | -3,1915 | 1,13253 | -1,63447 | -1,09112 | 0,9443 | 0,39197 | 0,99797 | 0,5967 | 0,63538 | -0,99642 |
| 1,12591 | 1,07571 | 1,15703 | 1,26212 | -0,11283 | -0,43012 | 0,79083 | -0,47972 | 1,02462 | 0,26816 | 1,46684 | 1,21606 |
| -1,90259 | 1,21169 | -0,68549 | -0,3028 | -0,36758 | 1,43216 | 0,3653 | -1,09007 | 0,36151 | 0,10169 | 0,99081 | -0,13727 |
| 0,26291 | 0,16047 | -1,02822 | -0,27873 | -1,33056 | -0,19138 | -0,12057 | 2,43665 | -0,2378 | -0,00373 | -0,42659 | -0,82995 |
| 0,3383 | 0,47569 | 0,57378 | 0,19436 | 0,05658 | -0,64291 | 0,05546 | -0,82098 | -1,87749 | 0,93236 | -0,71283 | -0,29145 |
| 1,62184 | 0,33639 | -1,50302 | -0,31785 | -0,17101 | -0,09364 | 0,84059 | -0,72074 | -0,6531 | 0,76161 | 0,22243 | -0,47022 |
| -0,56738 | -0,77656 | -1,17811 | -0,72329 | 0,54733 | 0,61287 | -0,41505 | -2,55225 | -0,6628 | 0,52825 | -1,55438 | 0,47052 |
| -0,69913 | -0,93047 | -1,71917 | -1,63303 | 0,98936 | -0,03709 | 0,96054 | -0,1009 | 0,73462 | 1,44068 | -2,86883 | 0,52973 |
| 0,17863 | -0,1404 | 0,68168 | 0,75467 | -0,10715 | -0,52431 | -0,9601 | -0,8457 | 1,2764 | 1,08239 | 1,07428 | 0,22827 |
| 0,7456 | -0,42225 | 0,48256 | 1,07992 | -0,42543 | -1,43315 | -0,19656 | -0,45774 | 0,69292 | 1,48924 | -1,24056 | -0,38685 |
| 0,18597 | -0,53418 | 1,41459 | 1,03833 | 0,08872 | 0,4372 | -0,15749 | -1,38905 | -0,6531 | -0,38036 | -0,60018 | -0,76054 |
| 1,82045 | -1,35876 | 0,99207 | -0,43406 | 1,50295 | -1,33805 | 0,43429 | 0,47599 | -0,04698 | 1,49101 | 0,63221 | 0,17094 |
| 0,40359 | -1,08792 | 0,84672 | 0,00895 | 1,30966 | -1,40207 | 0,23213 | 0,5615 | 1,74263 | -1,50221 | 0,50124 | 0,42402 |

## KETERANGAN

gender :
1 = pria : 30
2 = wanita : 30

tipe wajah :
1 = euryprosopic : 20
2 = mesoprosopic : 20
3 = leptoprosopic : 20

var 1 : canggung - nyaman
var 2 : bodoh - pintar
var 3 : kasual -formal
var 4 : bohong - rumit
var 5 : rumit -sederhana
var 6 : kasar - halus
var 7 : egois - peduli
var 8 : lembut - tegas
var 9 : lamban - cekatan

## 5.5 Plot matrix round pada wajah leptoprosopic berdasarkan gender responden

### plot 1 ( x:fac1-kompetensi dan y:fac2-empati)

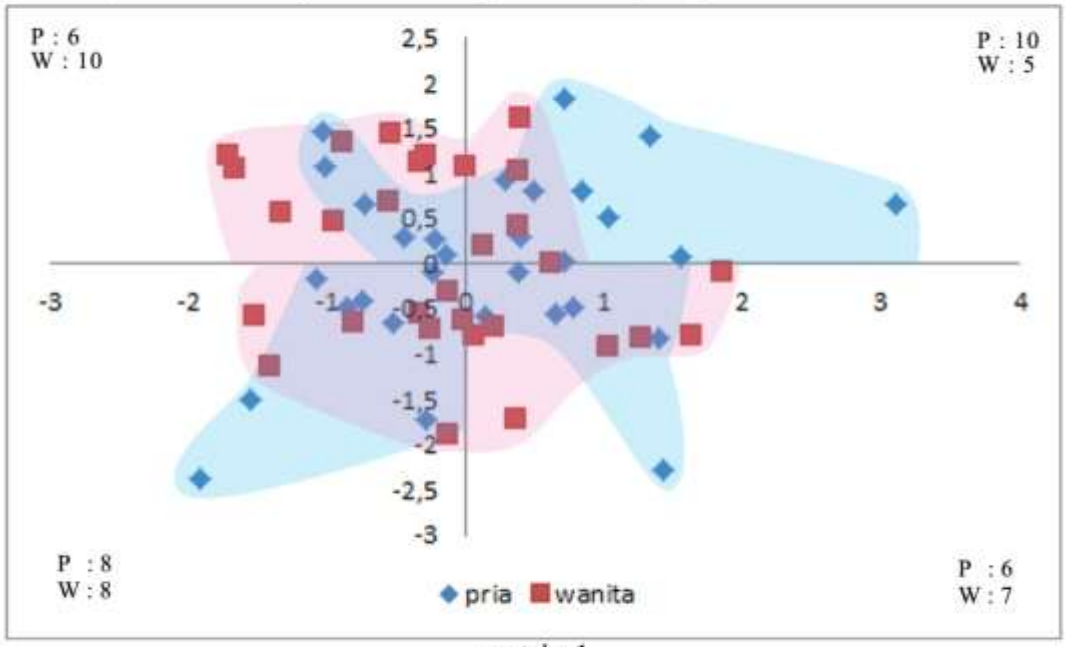


matrix 1

Persepsi wanita pada faktor kompetensi (plot 1 & 2) dominan di wilayah negatif sedangkan faktor empati (plot 1 & 3) berada diwilayah netral dan faktor aktifiti (plot 2 & 3) dominan di wilayah positif.

Persepsi pria pada faktor kompetensi (plot 1 & 2) dan faktor empati (plot 1 & 3) dominan di wilayah positif sedangkan faktor aktifiti (plot 2 & 3) dominan di wilayah negatif.

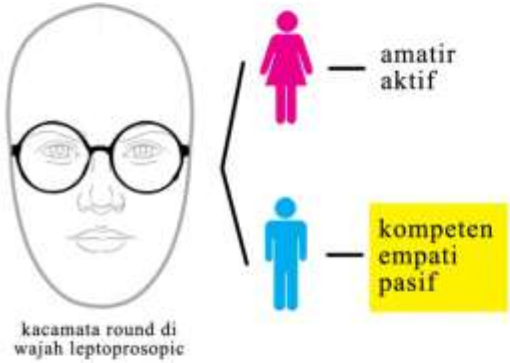


Hasil plot matrix

| gender | kompetensi | empati | aktifiti |
|---|---|---|---|
| pria | + | + | - |
| wanita | - | = | + |

Gender pria menunjukan persepsi yang ideal pada kacamata round di tipe wajah leptoprosopic.

### plot 2 ( x:fac1-kompetensi dan y:fac3-aktifiti )

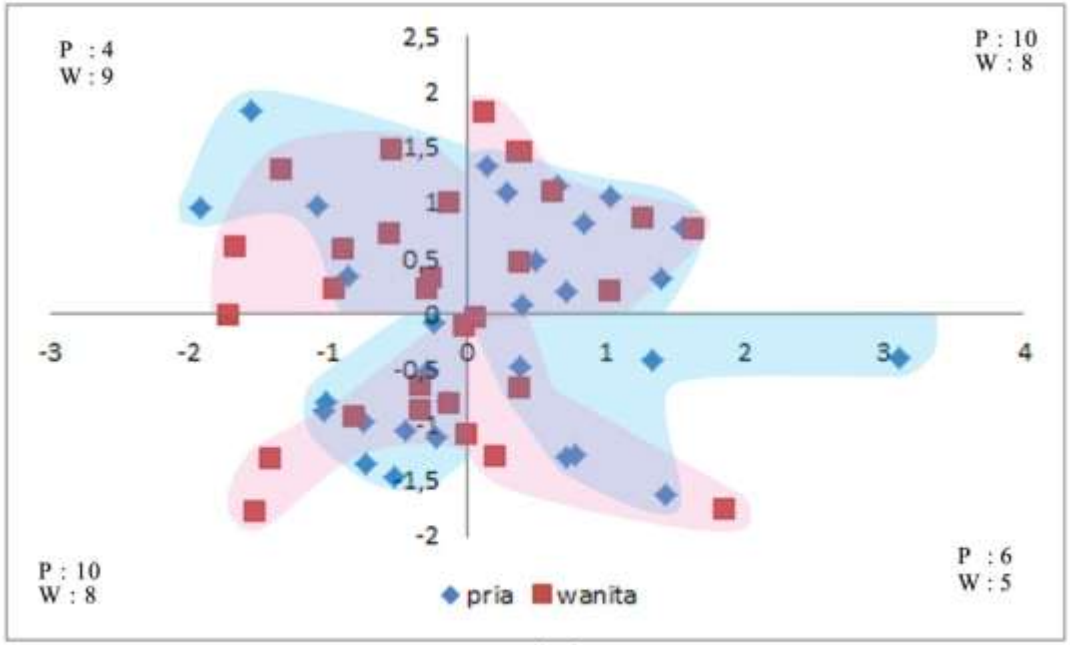


matrix 2

### plot 3 ( x:fac2-empati dan y:fac3-aktifiti)

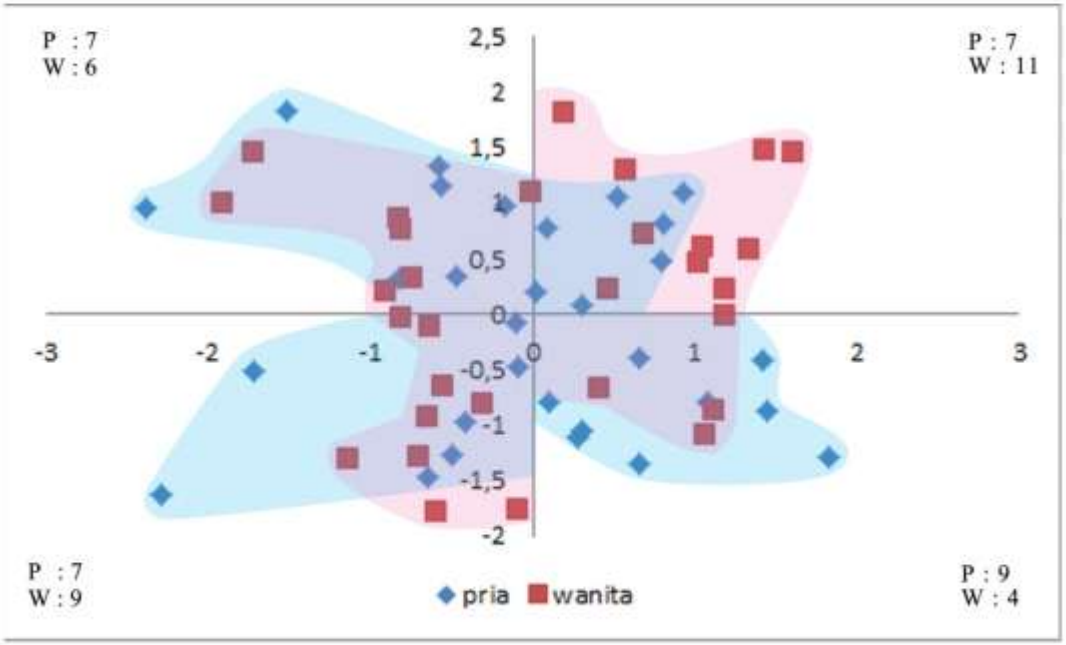


matrix 3

## 5.6 Plot matrix round pada wajah leptoprosopic berdasarkan tipe wajah responden

plot 1 ( x:fac1-kompetensi dan y:fac2-empati)

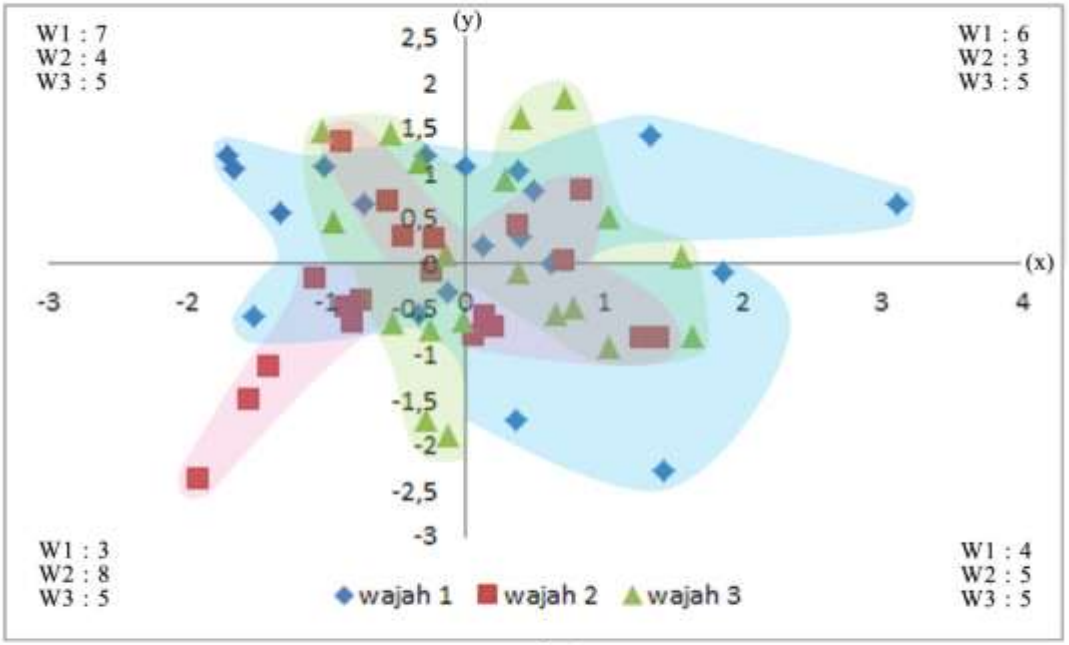


matrix 1

Persepsi responden W1 pada faktor kompetensi (plot 1 & 2) berada diwilayah netral, faktor empati (plot 2 & 3) dominan di wilayah positif, dan faktor aktifiti (plot 1 & 3) dominan di wilayah negatif.

Persepsi responden W2 pada faktor kompetensi (plot 1 & 2) dan faktor empati (plot 1 & 3) dominan di wilayah negatif, sedangkan faktor aktifiti (plot 2 & 3) dominan di wilayah positif.

Persepsi responden W3 pada faktor kompetensi (plot 1 & 2), faktor empati (plot 1 & 3) berada diwilayah netral, sedangkan faktor aktifiti (plot 2 & 3) dominan di wilayah positif.

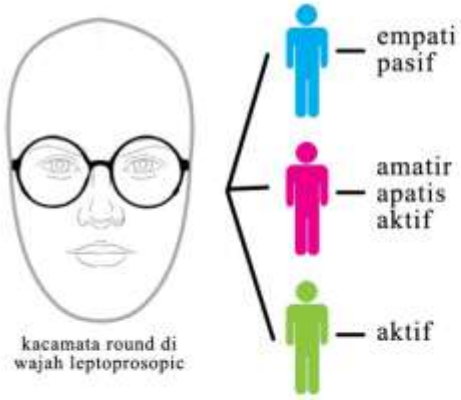


Hasil plot matrix

| tipe wajah | kompetensi | empati | aktifiti |
|---|---|---|---|
| euryprosopic (W1) | = | + | - |
| mesoprosopic (W2) | - | - | + |
| leptoprosopic (W3) | = | = | + |

Semua tipe responden menunjukan persepsi yang kurang ideal pada kacamata round di tipe wajah leptoprosopic.

plot 2 ( x:fac1-kompetensi dan y:fac3-aktifiti )

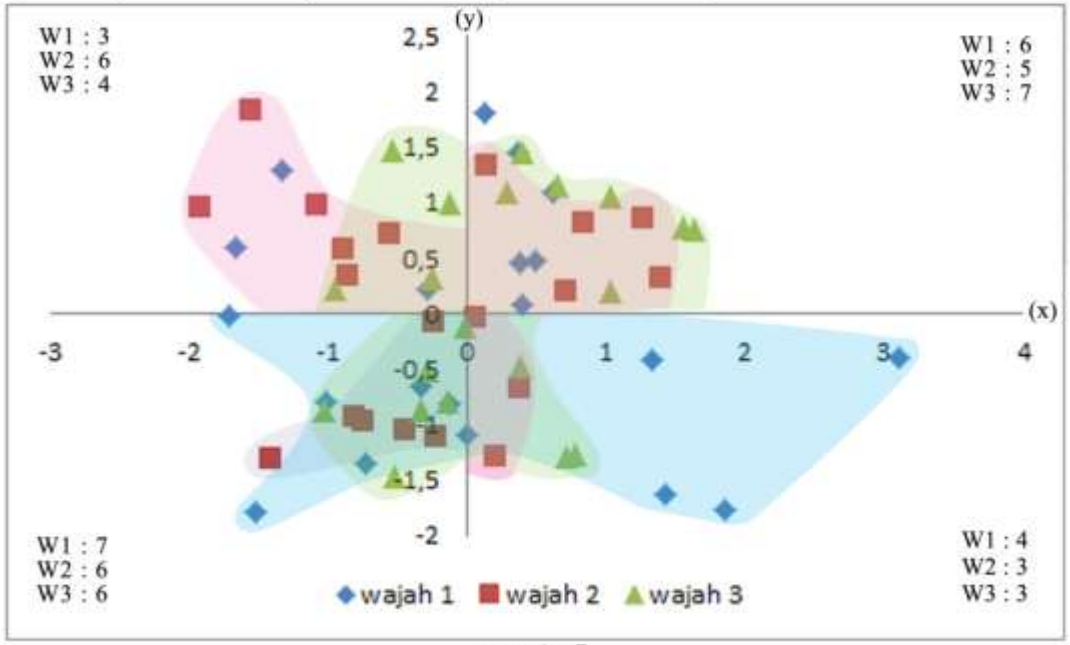


matrix 2

plot 3 ( x:fac2-empati dan y:fac3-aktifiti)

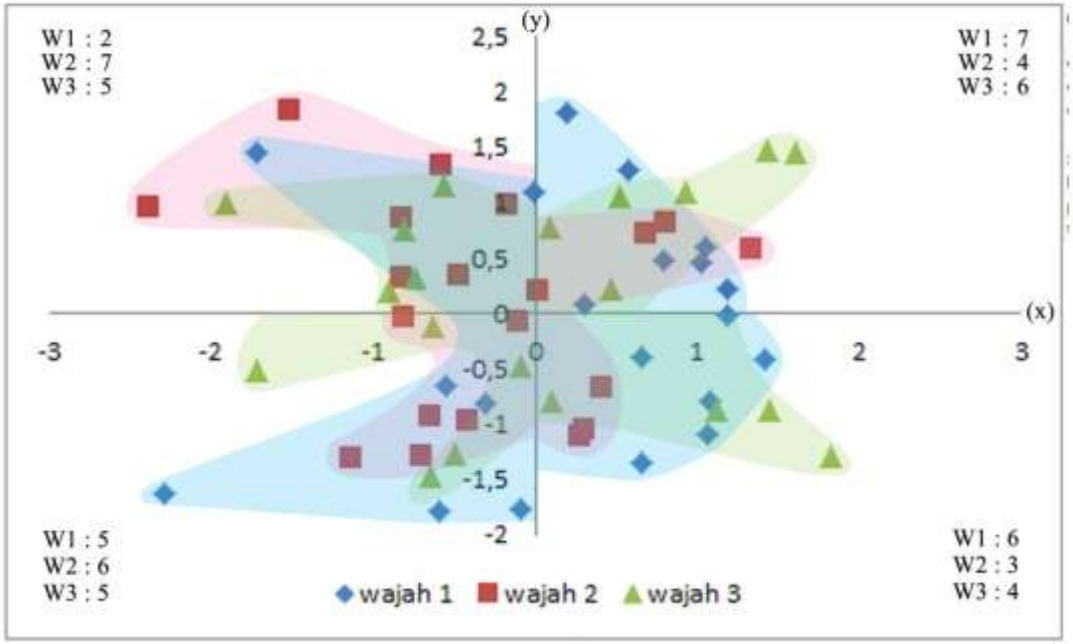


matrix 3

# Analisa kacamata square

- PCA square
- Nilai regressi, kordinat x & y pada setiap factor.
- plot matrix responden gender (pria : 30,  wanita : 30)
-plot matrix responden tipe wajah ( W1 : 20, W2 : 20, W3 : 20)

Plot matrix merupakan persebaran posisi persepsi responden sehingga didapatkan wilayah paling dominan. Kordinat x dan y didapatkan dari nilai regresi faktor. Berdasarkan hasil rotasi faktor didapatkan 3 faktor, meliputi faktor kompetensi, empati, dan aktifiti.  Berikut proses  membaca matrix :

1. matrix kanan  > kiri maka fac x = positif (+)
2. matrix kanan  < kiri maka fac x = negatif (-)
3. matrix atas  > bawah maka fac y = positif (+)
4. matrix atas  < bawah maka fac y = negatif (-)

namun jika

5. matrix kanan  = kiri atau matrix atas = bawah maka fac x / fac y = netral (=).

# PRINCIPAL COMPONENT ANALYSIS (FRAME SQUARE)

## Frame rectangel ( 9 variabel )

### KMO and Bartlletts test ( euryprosopic )

| | | |
|---|---|---|
| Kaiser-Meyer-Olkin Measure of Sampling Adequacy. | | ,526 |
| Bartlett's Test of Sphericity | Approx. Chi-Square | 100,574 |
| | df | 36 |
| | Sig. | ,000 |

### KMO and Bartlletts test ( mesoprosopic )

| | | |
|---|---|---|
| Kaiser-Meyer-Olkin Measure of Sampling Adequacy. | | ,563 |
| Bartlett's Test of Sphericity | Approx. Chi-Square | 82,654 |
| | df | 36 |
| | Sig. | ,000 |

### KMO and Bartlletts test ( leptoprosopic )

| | | |
|---|---|---|
| Kaiser-Meyer-Olkin Measure of Sampling Adequacy. | | ,561 |
| Bartlett's Test of Sphericity | Approx. Chi-Square | 80,973 |
| | df | 36 |
| | Sig. | ,000 |

### factor rotation ( euryprosopic )

Rotated Component Matrix[a]

| | Component | | |
|---|---|---|---|
| | 1 | 2 | 3 |
| canggung_nyaman | ,826 | ,033 | -,042 |
| bodoh_pintar | ,095 | ,058 | ,861 |
| kasual_formal | -,162 | ,191 | ,736 |
| bohong_jujur | ,374 | ,614 | -,051 |
| rumit_sederhana | ,781 | ,185 | -,100 |
| kasar_halus | ,427 | -,603 | ,382 |
| egois_peduli | ,681 | -,245 | ,084 |
| lembut_tegas | -,031 | ,726 | ,302 |
| lamban_cekatan | -,046 | ,522 | ,133 |

### factor rotation ( mesoprosopic )

Rotated Component Matrix[a]

| | Component | | | |
|---|---|---|---|---|
| | 1 | 2 | 3 | 4 |
| canggung_nyaman | ,128 | ,159 | -,115 | ,866 |
| bodoh_pintar | ,751 | ,077 | -,074 | ,270 |
| kasual_formal | ,789 | ,119 | -,183 | -,386 |
| bohong_jujur | ,505 | ,211 | ,318 | ,121 |
| rumit_sederhana | ,068 | ,119 | ,847 | -,201 |
| kasar_halus | -,047 | -,211 | ,577 | ,074 |
| egois_peduli | ,537 | -,271 | ,307 | ,385 |
| lembut_tegas | ,224 | ,848 | -,126 | -,115 |
| lamban_cekatan | -,031 | ,827 | ,019 | ,285 |

### factor rotation ( leptoprosopic )

Rotated Component Matrix[a]

| | Component | | |
|---|---|---|---|
| | 1 | 2 | 3 |
| canggung_nyaman | -,254 | ,145 | ,752 |
| bodoh_pintar | ,329 | ,046 | ,696 |
| kasual_formal | ,706 | ,257 | -,104 |
| bohong_jujur | ,087 | ,645 | ,340 |
| rumit_sederhana | -,134 | ,821 | -,129 |
| kasar_halus | -,487 | ,446 | -,021 |
| egois_peduli | ,122 | ,638 | ,150 |
| lembut_tegas | ,779 | -,114 | ,135 |
| lamban_cekatan | ,522 | ,046 | ,482 |

### Total variance explained ( euryprosopic )

| Component | Initial Eigenvalues | | | Extraction Sums of Squared Loadings | | | Rotation Sums of Squared Loadings | | |
|---|---|---|---|---|---|---|---|---|---|
| | Total | % of Variance | Cumulative % | Total | % of Variance | Cumulative % | Total | % of Variance | Cumulative % |
| 1 | 2,136 | 23,734 | 23,734 | 2,136 | 23,734 | 23,734 | 2,116 | 23,516 | 23,516 |
| 2 | 1,795 | 19,940 | 43,674 | 1,795 | 19,940 | 43,674 | 1,676 | 18,622 | 42,138 |
| 3 | 1,421 | 15,792 | 59,466 | 1,421 | 15,792 | 59,466 | 1,559 | 17,328 | 59,466 |
| 4 | ,989 | 10,992 | 70,458 | | | | | | |
| 5 | ,820 | 9,108 | 79,567 | | | | | | |
| 6 | ,702 | 7,803 | 87,370 | | | | | | |
| 7 | ,445 | 4,943 | 92,313 | | | | | | |
| 8 | ,397 | 4,415 | 96,728 | | | | | | |
| 9 | ,294 | 3,272 | 100,000 | | | | | | |

| factor 1 | factor 2 | factor 3 |
|---|---|---|
| nyaman | jujur | pintar |
| sederhana | halus | formal |
| peduli | tegas | |
| | cekatan | |

Pada tabel total varience explained (euryprosopic) , terdapat **3 faktor** yang terbentuk dengan total persentase yang dapat menjelaskan variasi sebesar **59,6 %.**

1. **score fac 1 : 2.136 - 23,7 % variasi**
2. **score fac 2 : 1.795 - 19,9 % variasi**
3. **score fac 3 : 1.421 - 15,7 % variasi**

**kompetensi** **empati** **aktifiti**

### Total variance explained ( mesoprosopic )

| Component | Initial Eigenvalues | | | Extraction Sums of Squared Loadings | | | Rotation Sums of Squared Loadings | | |
|---|---|---|---|---|---|---|---|---|---|
| | Total | % of Variance | Cumulative % | Total | % of Variance | Cumulative % | Total | % of Variance | Cumulative % |
| 1 | 2,124 | 23,601 | 23,601 | 2,124 | 23,601 | 23,601 | 1,805 | 20,050 | 20,050 |
| 2 | 1,561 | 17,345 | 40,946 | 1,561 | 17,345 | 40,946 | 1,625 | 18,059 | 38,109 |
| 3 | 1,197 | 13,301 | 54,247 | 1,197 | 13,301 | 54,247 | 1,315 | 14,610 | 52,719 |
| 4 | 1,137 | 12,628 | 66,876 | 1,137 | 12,628 | 66,876 | 1,274 | 14,157 | 66,876 |
| 5 | ,928 | 10,311 | 77,187 | | | | | | |
| 6 | ,803 | 8,925 | 86,112 | | | | | | |
| 7 | ,513 | 5,698 | 91,810 | | | | | | |
| 8 | ,447 | 4,971 | 96,781 | | | | | | |
| 9 | ,290 | 3,219 | 100,000 | | | | | | |

| factor 1 | factor 2 | factor 3 | factor 4 |
|---|---|---|---|
| pintar | tegas | sederhana | nyaman |
| formal | cekatan | halus | |
| jujur | | | |
| peduli | | | |

Pada tabel total varience explained (mesoprosopic) , terdapat **4 faktor** yang terbentuk dengan total persentase yang dapat menjelaskan variasi sebesar **66,9 %.**

1. **score fac 1 : 2.124 - 23,6 % variasi**
2. **score fac 2 : 1.561 - 17,3 % variasi**
3. **score fac 3 : 1.197 - 13,3 % variasi**
4. **score fac 4 : 1.137 - 12,6 % variasi**

**kompetensi** **empati** **aktifiti**

### Total variance explained ( leptoprosopic )

| Component | Initial Eigenvalues | | | Extraction Sums of Squared Loadings | | | Rotation Sums of Squared Loadings | | |
|---|---|---|---|---|---|---|---|---|---|
| | Total | % of Variance | Cumulative % | Total | % of Variance | Cumulative % | Total | % of Variance | Cumulative % |
| 1 | 2,123 | 23,584 | 23,584 | 2,123 | 23,584 | 23,584 | 1,828 | 20,306 | 20,306 |
| 2 | 1,903 | 21,150 | 44,734 | 1,903 | 21,150 | 44,734 | 1,799 | 19,988 | 40,294 |
| 3 | 1,066 | 11,848 | 56,582 | 1,066 | 11,848 | 56,582 | 1,466 | 16,288 | 56,582 |
| 4 | ,960 | 10,672 | 67,254 | | | | | | |
| 5 | ,850 | 9,441 | 76,695 | | | | | | |
| 6 | ,693 | 7,704 | 84,398 | | | | | | |
| 7 | ,621 | 6,904 | 91,302 | | | | | | |
| 8 | ,424 | 4,710 | 96,012 | | | | | | |
| 9 | ,359 | 3,988 | 100,000 | | | | | | |

| factor 1 | factor 2 | factor 3 |
|---|---|---|
| formal | jujur | nyaman |
| halus | sederhana | pintar |
| tegas | peduli | |
| cekatan | | |

Pada tabel total varience explained (leptoprosopic) , terdapat **3 faktor** yang terbentuk dengan total persentase yang dapat menjelaskan variasi sebesar **56,6 %.**

1. **score fac 1 : 2.123 - 23,6 % variasi**
2. **score fac 2 : 1.903 - 21,2 % variasi**
3. **score fac 3 : 1.066 - 11,8 % variasi**

**kompetensi** **empati** **aktifiti**

# REGRESSION SCORE (FRAME SQUARE-EURYPROSOPIC)

| nama | gender | tipe wajah | var 1 | var 2 | var 3 | var 4 | var 5 | var 6 | var 7 | var 8 | var 9 | fac1 | fac 2 | fac 3 |
|---|---|---|---|---|---|---|---|---|---|---|---|---|---|---|
| Dale | 1 | 1 | 7 | 6 | 3 | 5 | 5 | 5 | 5 | 3 | 4 | 1,23704 | -0,79029 | -0,10962 |
| Tito | 1 | 1 | 6 | 6 | 3 | 3 | 3 | 3 | 6 | 6 | 3 | 0,28735 | -0,4048 | 0,02249 |
| Nanda | 2 | 1 | 2 | 4 | 2 | 3 | 2 | 5 | 5 | 7 | 2 | -0,75322 | -0,96356 | -0,56393 |
| Wildan | 1 | 1 | 5 | 6 | 2 | 4 | 2 | 6 | 4 | 5 | 3 | 0,00455 | -1,19968 | 0,19192 |
| Lucky | 1 | 1 | 4 | 6 | 4 | 4 | 4 | 4 | 4 | 6 | 6 | -0,15986 | 0,44924 | 0,46268 |
| Farhan | 1 | 1 | 3 | 6 | 7 | 3 | 2 | 5 | 3 | 4 | 6 | -1,16355 | -0,64159 | 1,4294 |
| Cany | 2 | 1 | 7 | 7 | 7 | 6 | 7 | 6 | 6 | 7 | 6 | 1,95983 | 0,94233 | 1,98616 |
| Esti | 2 | 1 | 7 | 7 | 7 | 1 | 7 | 4 | 2 | 7 | 4 | 0,21414 | 0,11295 | 1,62415 |
| Karin | 2 | 1 | 2 | 7 | 5 | 6 | 3 | 2 | 3 | 6 | 4 | -1,01805 | 1,08142 | 0,64824 |
| Denisa | 2 | 1 | 4 | 6 | 6 | 4 | 3 | 2 | 6 | 6 | 4 | -0,2964 | 0,39036 | 0,67012 |
| Pahlevi | 1 | 1 | 4 | 4 | 6 | 5 | 5 | 4 | 4 | 2 | 3 | 0,04797 | -0,85665 | -0,47528 |
| Adit | 1 | 1 | 5 | 4 | 6 | 5 | 4 | 5 | 3 | 2 | 5 | -0,03715 | -0,67869 | -0,21734 |
| Rizkia | 2 | 1 | 7 | 6 | 5 | 6 | 5 | 5 | 4 | 5 | 2 | 1,07984 | -0,21279 | 0,47325 |
| Mega | 2 | 1 | 5 | 6 | 4 | 5 | 5 | 3 | 3 | 4 | 6 | 0,06575 | 0,61128 | -0,10772 |
| Risthie | 2 | 1 | 3 | 7 | 2 | 4 | 7 | 3 | 7 | 7 | 4 | 0,89183 | 0,44666 | 0,17701 |
| Romana | 2 | 1 | 6 | 6 | 5 | 5 | 6 | 3 | 3 | 6 | 6 | 0,45143 | 1,31893 | 0,2928 |
| Zanira | 2 | 1 | 7 | 7 | 7 | 6 | 6 | 7 | 6 | 6 | 3 | 1,89276 | -0,31136 | 2,03579 |
| Andra | 2 | 1 | 4 | 5 | 6 | 3 | 5 | 3 | 4 | 5 | 5 | -0,32819 | 0,1342 | 0,24059 |
| Sarah | 2 | 1 | 5 | 5 | 3 | 4 | 4 | 4 | 5 | 7 | 2 | 0,31333 | -0,17498 | -0,27466 |
| Eka | 2 | 1 | 5 | 3 | 4 | 2 | 7 | 2 | 3 | 5 | 5 | -0,11359 | 0,38034 | -1,50293 |
| Docko | 1 | 2 | 4 | 5 | 6 | 3 | 2 | 2 | 5 | 5 | 4 | -0,87926 | -0,12904 | 0,19415 |
| Suwi | 2 | 2 | 1 | 7 | 7 | 5 | 2 | 3 | 4 | 7 | 7 | -1,35883 | 1,32597 | 1,77343 |
| Fikri | 1 | 2 | 2 | 7 | 6 | 3 | 1 | 2 | 2 | 7 | 7 | -2,11608 | 1,16061 | 1,35132 |
| Tomi | 1 | 2 | 7 | 5 | 1 | 2 | 6 | 7 | 7 | 1 | 6 | 1,77793 | -2,42941 | -0,62634 |
| Aditya | 1 | 2 | 5 | 5 | 2 | 2 | 6 | 6 | 5 | 4 | 5 | 0,75525 | -1,35138 | -0,32719 |
| Sherin | 2 | 2 | 3 | 5 | 2 | 5 | 2 | 3 | 3 | 4 | 3 | -0,92318 | -0,35137 | -1,00698 |
| Ari | 1 | 2 | 5 | 6 | 4 | 4 | 3 | 5 | 5 | 4 | 3 | 0,19966 | -1,15177 | 0,43119 |
| Ijul | 1 | 2 | 1 | 3 | 4 | 4 | 2 | 3 | 4 | 5 | 5 | -1,44845 | 0,04607 | -1,02828 |
| Yusuf | 1 | 2 | 4 | 5 | 5 | 6 | 3 | 3 | 2 | 6 | 4 | -0,71483 | 0,98626 | -0,1181 |
| Tirta | 1 | 2 | 7 | 2 | 2 | 7 | 7 | 3 | 6 | 6 | 6 | 1,80913 | 1,64585 | -2,35719 |
| Berlin | 2 | 2 | 5 | 5 | 6 | 3 | 4 | 4 | 3 | 3 | 2 | -0,3857 | -1,2877 | 0,12705 |
| Yeremia | 1 | 2 | 6 | 6 | 6 | 5 | 7 | 6 | 5 | 6 | 5 | 1,42419 | 0,23472 | 1,17351 |
| Beni | 1 | 2 | 5 | 6 | 4 | 6 | 6 | 3 | 5 | 7 | 5 | 0,83775 | 1,41911 | 0,13197 |
| Samuel | 1 | 2 | 2 | 6 | 6 | 2 | 2 | 4 | 3 | 6 | 3 | -1,57634 | -0,7474 | 1,12445 |
| Jason | 1 | 2 | 1 | 5 | 4 | 3 | 2 | 2 | 2 | 4 | 6 | -2,07924 | 0,12114 | -0,44014 |
| Dinan | 2 | 2 | 3 | 7 | 6 | 2 | 4 | 5 | 4 | 6 | 6 | -0,58577 | -0,32115 | 1,79026 |
| Meylani | 2 | 2 | 5 | 3 | 3 | 6 | 5 | 3 | 2 | 7 | 6 | -0,04073 | 1,83175 | -1,50479 |
| Mayang | 2 | 2 | 5 | 4 | 2 | 2 | 4 | 4 | 3 | 4 | 4 | -0,36508 | -0,9781 | -1,19046 |
| Smitha | 2 | 2 | 6 | 6 | 5 | 5 | 5 | 6 | 5 | 6 | 7 | 1,03563 | 0,45371 | 1,06761 |
| Octavia | 2 | 2 | 6 | 4 | 6 | 3 | 7 | 3 | 4 | 3 | 3 | 0,51703 | -0,61821 | -0,61393 |
| Amal | 1 | 3 | 6 | 5 | 1 | 6 | 7 | 2 | 7 | 6 | 3 | 1,68532 | 0,83121 | -1,4963 |
| Dema | 1 | 3 | 4 | 4 | 3 | 5 | 4 | 4 | 4 | 3 | 2 | -0,01306 | -0,96484 | -1,18593 |
| Adrian | 1 | 3 | 4 | 5 | 4 | 5 | 6 | 4 | 5 | 6 | 5 | 0,58508 | 0,59268 | -0,12726 |
| Sasqia | 2 | 3 | 2 | 6 | 4 | 2 | 6 | 4 | 2 | 4 | 2 | -0,83555 | -1,18445 | 0,10046 |
| Anne | 2 | 3 | 6 | 5 | 6 | 5 | 5 | 3 | 3 | 5 | 6 | 0,16232 | 1,00859 | 0,07756 |
| Ganjar | 1 | 3 | 6 | 6 | 6 | 7 | 6 | 5 | 6 | 6 | 5 | 1,55849 | 0,86351 | 0,95106 |
| Ridho | 1 | 3 | 1 | 4 | 5 | 3 | 1 | 7 | 5 | 4 | 5 | -1,09324 | -1,73624 | 0,5459 |
| Priskila | 2 | 3 | 6 | 5 | 2 | 4 | 6 | 5 | 7 | 4 | 6 | 1,52363 | -0,50038 | -0,54691 |
| Melati | 2 | 3 | 3 | 3 | 2 | 6 | 4 | 1 | 1 | 7 | 7 | -1,11484 | 2,5037 | -2,09584 |
| Bekti | 1 | 3 | 5 | 4 | 2 | 3 | 4 | 5 | 4 | 3 | 5 | 0,09817 | -1,15243 | -1,06664 |
| Cica | 2 | 3 | 5 | 5 | 5 | 4 | 4 | 4 | 4 | 5 | 4 | -0,0055 | -0,16896 | 0,10528 |
| Edwina | 2 | 3 | 4 | 4 | 4 | 4 | 5 | 3 | 3 | 6 | 6 | -0,33965 | 0,92404 | -0,71316 |
| Lian | 1 | 3 | 4 | 6 | 3 | 6 | 2 | 3 | 6 | 4 | 3 | 0,03435 | -0,31298 | -0,24609 |
| Derry | 1 | 3 | 1 | 3 | 3 | 3 | 3 | 3 | 3 | 4 | 3 | -1,51903 | -0,78023 | -1,5074 |
| Pandega | 1 | 3 | 3 | 6 | 6 | 6 | 6 | 3 | 4 | 7 | 6 | 0,08874 | 1,73413 | 0,72159 |
| Calvin | 1 | 3 | 7 | 4 | 4 | 4 | 3 | 3 | 1 | 6 | 5 | -0,51787 | 0,81522 | -0,79878 |
| Rizal | 1 | 3 | 4 | 4 | 3 | 2 | 6 | 5 | 6 | 4 | 3 | 0,55238 | -1,5561 | -0,70119 |
| Dwita | 2 | 3 | 2 | 7 | 4 | 4 | 3 | 5 | 3 | 6 | 5 | -0,85707 | -0,08724 | 1,12669 |
| Vina | 2 | 3 | 3 | 5 | 5 | 3 | 3 | 5 | 4 | 5 | 6 | -0,67297 | -0,42133 | 0,52847 |
| Adinda | 2 | 3 | 5 | 4 | 4 | 4 | 5 | 4 | 4 | 5 | 5 | 0,2214 | 0,0991 | -0,62618 |

| pria | | | wanita | | |
|---|---|---|---|---|---|
| fac1 | fac 2 | fac 3 | fac1 | fac 2 | fac 3 |
| 1,23704 | -0,79029 | -0,10962 | -0,75322 | -0,96356 | -0,56393 |
| 0,28735 | -0,4048 | 0,02249 | 1,95983 | 0,94233 | 1,98616 |
| 0,00455 | -1,19968 | 0,19192 | 0,21414 | 0,11295 | 1,62415 |
| -0,15986 | 0,44924 | 0,46268 | -1,01805 | 1,08142 | 0,64824 |
| -1,16355 | -0,64159 | 1,4294 | -0,2964 | 0,39036 | 0,67012 |
| 0,04797 | -0,85665 | -0,47528 | 1,07984 | -0,21279 | 0,47325 |
| -0,03715 | -0,67869 | -0,21734 | 0,06575 | 0,61128 | -0,10772 |
| -0,87926 | -0,12904 | 0,19415 | 0,89183 | 0,44666 | 0,17701 |
| -2,11608 | 1,16061 | 1,35132 | 0,45143 | 1,31893 | 0,2928 |
| 1,77793 | -2,42941 | -0,62634 | 1,89276 | -0,31136 | 2,03579 |
| 0,75525 | -1,35138 | -0,32719 | -0,32819 | 0,1342 | 0,24059 |
| 0,19966 | -1,15177 | 0,43119 | 0,31333 | -0,17498 | -0,27466 |
| -1,44845 | 0,04607 | -1,02828 | -0,11359 | 0,38034 | -1,50293 |
| -0,71483 | 0,98626 | -0,1181 | -1,35883 | 1,32597 | 1,77343 |
| 1,80913 | 1,64585 | -2,35719 | -0,92318 | -0,35137 | -1,00698 |
| 1,42419 | 0,23472 | 1,17351 | -0,3857 | -1,2877 | 0,12705 |
| 0,83775 | 1,41911 | 0,13197 | -0,58577 | -0,32115 | 1,79026 |
| -1,57634 | -0,7474 | 1,12445 | -0,04073 | 1,83175 | -1,50479 |
| -2,07924 | 0,12114 | -0,44014 | -0,36508 | -0,9781 | -1,19046 |
| 1,68532 | 0,83121 | -1,4963 | 1,03563 | 0,45371 | 1,06761 |
| -0,01306 | -0,96484 | -1,18593 | 0,51703 | -0,61821 | -0,61393 |
| 0,58508 | 0,59268 | -0,12726 | -0,83555 | -1,18445 | 0,10046 |
| 1,55849 | 0,86351 | 0,95106 | 0,16232 | 1,00859 | 0,07756 |
| -1,09324 | -1,73624 | 0,5459 | 1,52363 | -0,50038 | -0,54691 |
| 0,09817 | -1,15243 | -1,06664 | -1,11484 | 2,5037 | -2,09584 |
| 0,03435 | -0,31298 | -0,24609 | -0,0055 | -0,16896 | 0,10528 |
| -1,51903 | -0,78023 | -1,5074 | -0,33965 | 0,92404 | -0,71316 |
| 0,08874 | 1,73413 | 0,72159 | -0,85707 | -0,08724 | 1,12669 |
| -0,51787 | 0,81522 | -0,79878 | -0,67297 | -0,42133 | 0,52847 |
| 0,55238 | -1,5561 | -0,70119 | 0,2214 | 0,0991 | -0,62618 |

## KETERANGAN

gender :
1 = pria : 30
2 = wanita : 30

tipe wajah :
1 = euryprosopic : 20
2 = mesoprosopic : 20
3 = leptoprosopic : 20

var 1 : canggung - nyaman
var 2 : bodoh - pintar
var 3 : kasual -formal
var 4 : bohong - rumit
var 5 : rumit -sederhana
var 6 : kasar - halus
var 7 : egois - peduli
var 8 : lembut - tegas
var 9 : lamban - cekatan

| tipe wajah 1 | | | tipe wajah 2 | | | tipewajah 3 | | |
|---|---|---|---|---|---|---|---|---|
| fac1 | fac 2 | fac 3 | fac1 | fac 2 | fac 3 | fac1 | fac 2 | fac 3 |
| 1,23704 | -0,79029 | -0,10962 | -0,87926 | -0,12904 | 0,19415 | 1,68532 | 0,83121 | -1,4963 |
| 0,28735 | -0,4048 | 0,02249 | -1,35883 | 1,32597 | 1,77343 | -0,01306 | -0,96484 | -1,18593 |
| -0,75322 | -0,96356 | -0,56393 | -2,11608 | 1,16061 | 1,35132 | 0,58508 | 0,59268 | -0,12726 |
| 0,00455 | -1,19968 | 0,19192 | 1,77793 | -2,42941 | -0,62634 | -0,83555 | -1,18445 | 0,10046 |
| -0,15986 | 0,44924 | 0,46268 | 0,75525 | -1,35138 | -0,32719 | 0,16232 | 1,00859 | 0,07756 |
| -1,16355 | -0,64159 | 1,4294 | -0,92318 | -0,35137 | -1,00698 | 1,55849 | 0,86351 | 0,95106 |
| 1,95983 | 0,94233 | 1,98616 | 0,19966 | -1,15177 | 0,43119 | -1,09324 | -1,73624 | 0,5459 |
| 0,21414 | 0,11295 | 1,62415 | -1,44845 | 0,04607 | -1,02828 | 1,52363 | -0,50038 | -0,54691 |
| -1,01805 | 1,08142 | 0,64824 | -0,71483 | 0,98626 | -0,1181 | -1,11484 | 2,5037 | -2,09584 |
| -0,2964 | 0,39036 | 0,67012 | 1,80913 | 1,64585 | -2,35719 | 0,09817 | -1,15243 | -1,06664 |
| 0,04797 | -0,85665 | -0,47528 | -0,3857 | -1,2877 | 0,12705 | -0,0055 | -0,16896 | 0,10528 |
| -0,03715 | -0,67869 | -0,21734 | 1,42419 | 0,23472 | 1,17351 | -0,33965 | 0,92404 | -0,71316 |
| 1,07984 | -0,21279 | 0,47325 | 0,83775 | 1,41911 | 0,13197 | 0,03435 | -0,31298 | -0,24609 |
| 0,06575 | 0,61128 | -0,10772 | -1,57634 | -0,7474 | 1,12445 | -1,51903 | -0,78023 | -1,5074 |
| 0,89183 | 0,44666 | 0,17701 | -2,07924 | 0,12114 | -0,44014 | 0,08874 | 1,73413 | 0,72159 |
| 0,45143 | 1,31893 | 0,2928 | -0,58577 | -0,32115 | 1,79026 | -0,51787 | 0,81522 | -0,79878 |
| 1,89276 | -0,31136 | 2,03579 | -0,04073 | 1,83175 | -1,50479 | 0,55238 | -1,5561 | -0,70119 |
| -0,32819 | 0,1342 | 0,24059 | -0,36508 | -0,9781 | -1,19046 | -0,85707 | -0,08724 | 1,12669 |
| 0,31333 | -0,17498 | -0,27466 | 1,03563 | 0,45371 | 1,06761 | -0,67297 | -0,42133 | 0,52847 |
| -0,11359 | 0,38034 | -1,50293 | 0,51703 | -0,61821 | -0,61393 | 0,2214 | 0,0991 | -0,62618 |

## 6.1 Plot matrix square pada wajah euryprosopic berdasarkan gender responden

plot 1 (x:fac1-empati dan y:fac2-kompetensi)

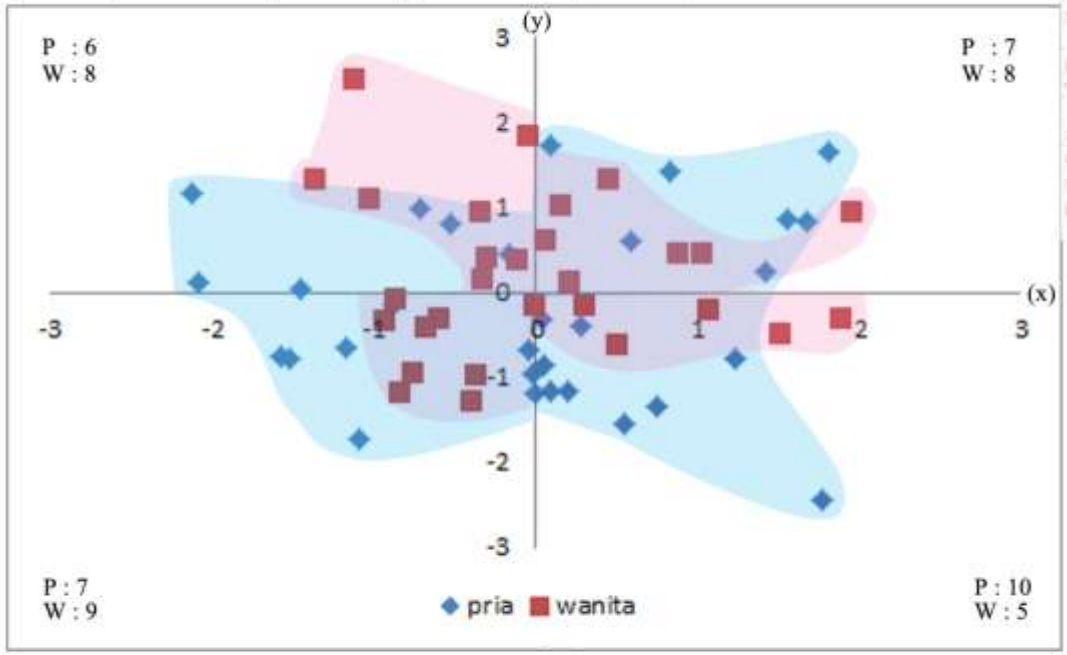


matrix 1

Persepsi wanita pada faktor kompetensi (plot 1 & 3) dan faktor aktifiti (plot 2 & 3) dominan di wilayah positif sedangkan faktor empati (plot 1 & 2) dominan di wilayah negatif.

Persepsi wanita pada faktor kompetensi (plot 1 & 3) dan faktor aktifiti (plot 2 & 3) dominan di wilayah negatif sedangkan faktor empati (plot 1 & 2) dominan di wilayah positif.

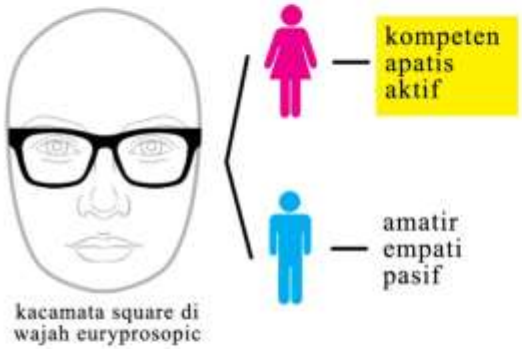


Hasil plot matrix

| gender | kompetensi | empati | aktifiti |
|---|---|---|---|
| pria | - | + | - |
| wanita | + | - | + |

Gender wanita menunjukan persepsi yang ideal pada kacamata square di tipe wajah euryprosopic.

plot 2 (x:fac1-empati dan y:fac3-aktifiti)

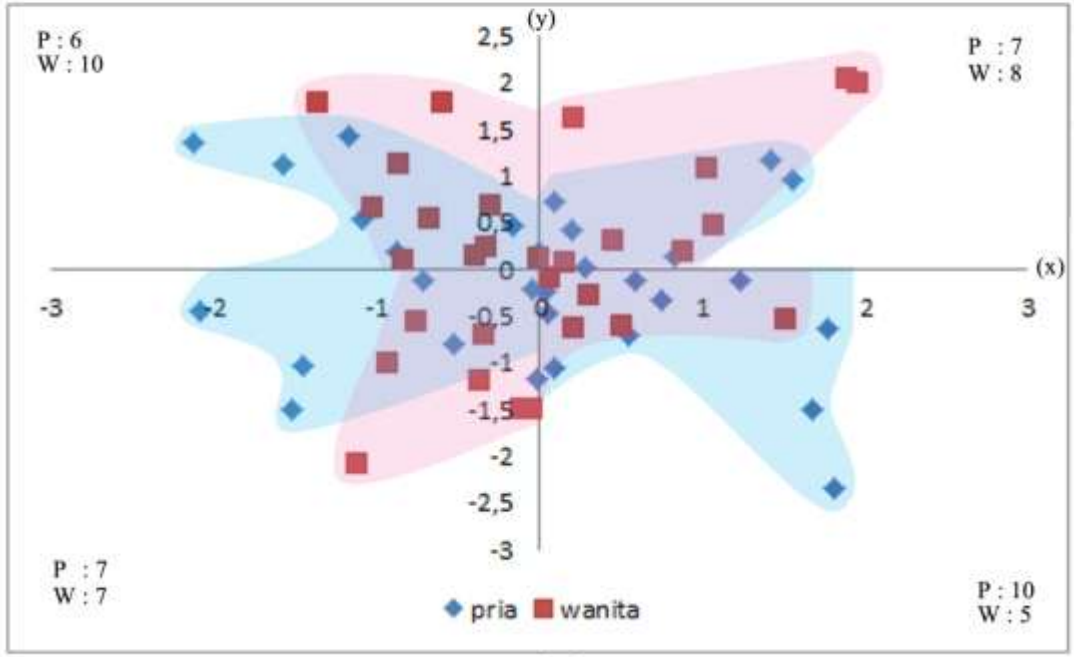


matrix 2

plot 3 (x:fac2-kompetensi dan y:fac3-aktifiti)

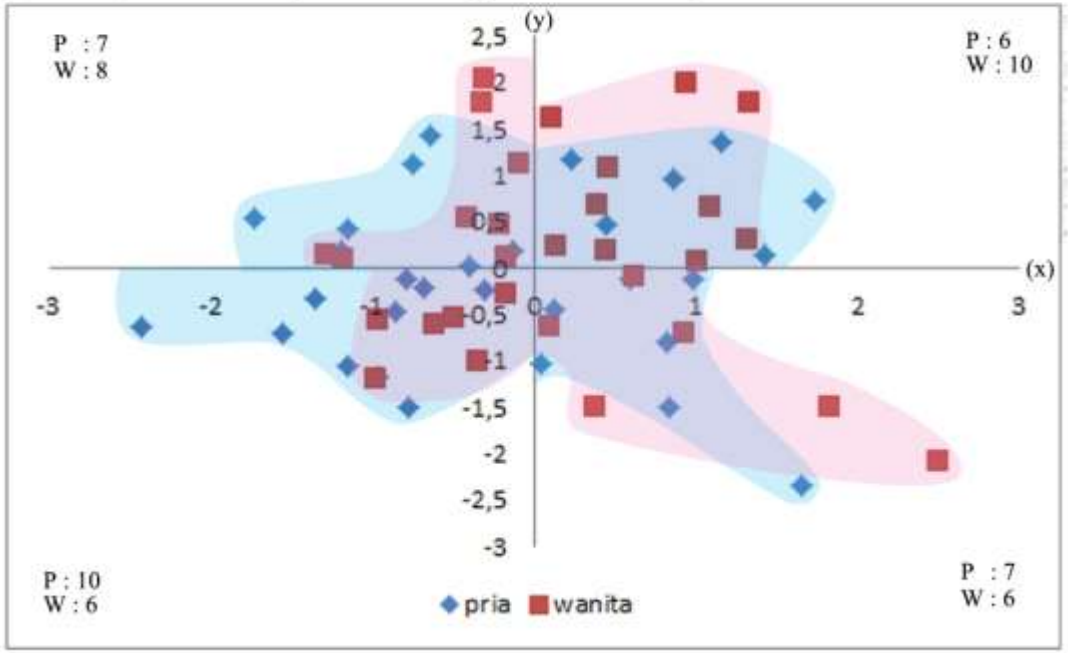


matrix 3

## 6.2 Plot matrix square pada wajah euryprosopic berdasarkan tipe wajah responden

### plot 1 (x:fac1-empati dan y:fac2-kompetensi)

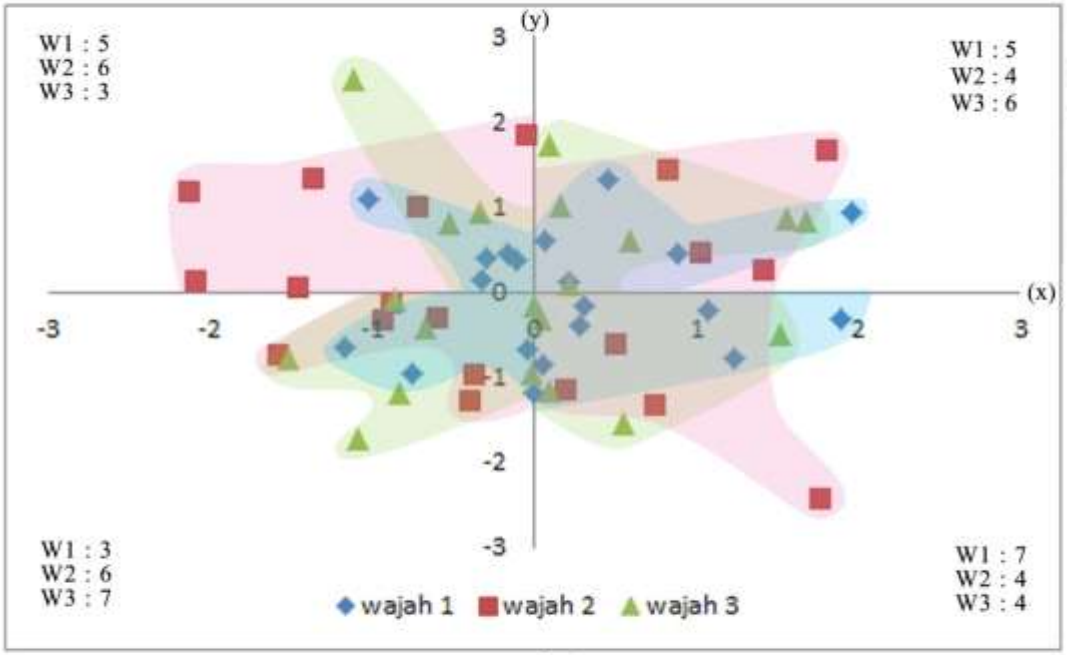


matrix 1

Persepsi responden W1 pada faktor kompetensi (plot 1 & 3) berada di wilayah netral, sedangkan faktor empati (plot 1 & 2) dan aktifiti (plot 2 & 3) dominan di wilayah positif.

Persepsi responden W2 pada faktor kompetensi (plot 1 & 3) dan aktifiti (plot 2 & 3) berada di wilayah netral, sedangkan faktor empati (plot 1 & 2) dominan di wilayah negatif.

Persepsi responden W3 pada faktor kompetensi (plot 1 & 3) dan aktifiti (plot 2 & 3) dominan di wilayah negatif, sedangkan faktor empati (plot 1 & 2) berada di wilayah netral.

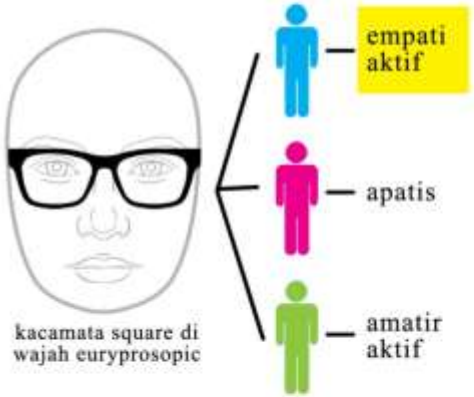


Hasil plot matrix

| tipe wajah | kompetensi | empati | aktifiti |
|---|---|---|---|
| euryprosopic (W1) | = | + | + |
| mesoprosopic (W2) | = | - | = |
| leptoprosopic (W3) | - | = | - |

Responden bertipe wajah euryprosopic (W1) menunjukan persepsi yang ideal pada kacamata square di tipe wajah euryprosopic.

### plot 2 (x:fac1-empati dan y:fac3-aktifiti)

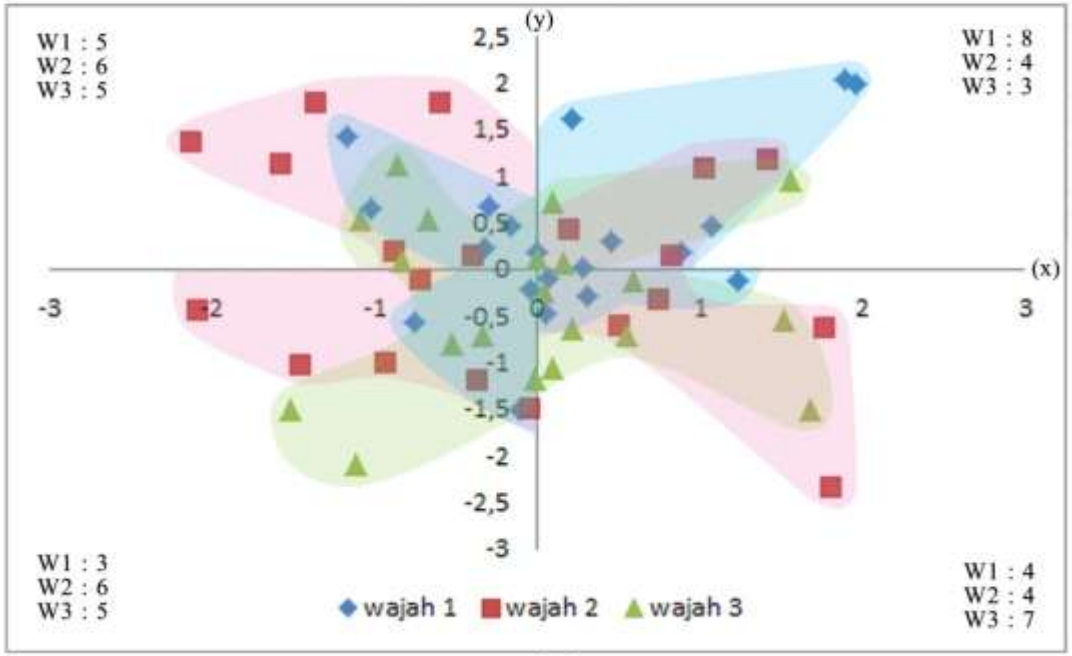


matrix 2

### plot 3 (x:fac2-kompetensi dan y:fac3-aktifiti)

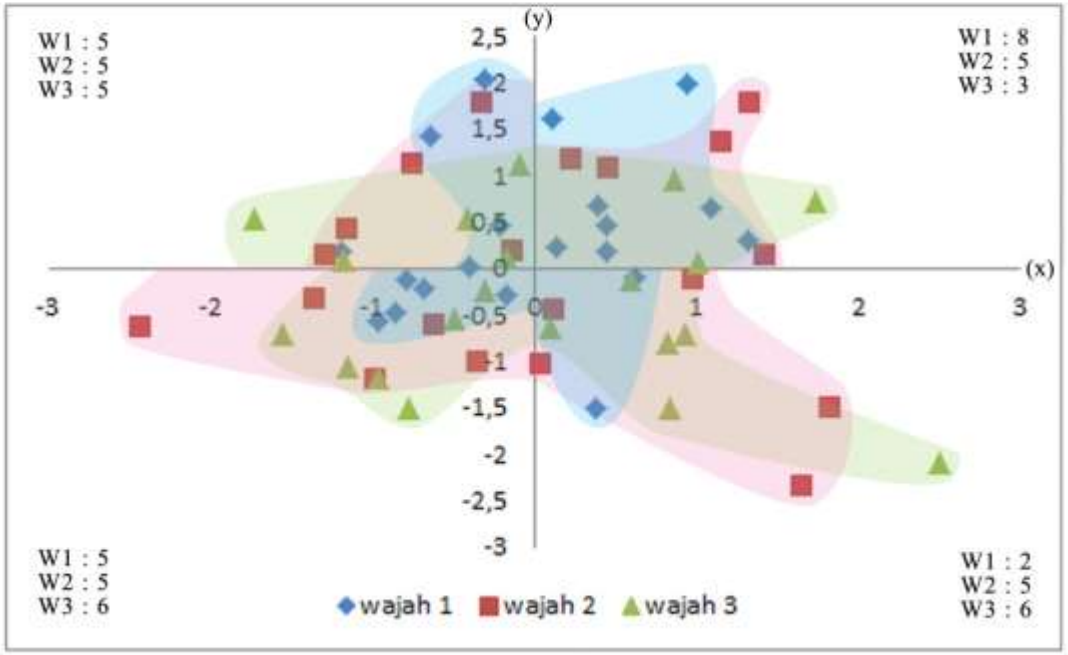


matrix 3

# REGRESSION SCORE (FRAME SQUARE-LEPTOPROSOPIC)

| nama | gender | tipe wajah | var 1 | var 2 | var 3 | var 4 | var 5 | var 6 | var 7 | var 8 | var 9 | fac1 | fac2 | fac3 |
|---|---|---|---|---|---|---|---|---|---|---|---|---|---|---|
| Dale | 1 | 1 | 5 | 2 | 3 | 3 | 5 | 6 | 3 | 6 | 4 | -0,75393 | 0,09591 | -1,21662 |
| Tito | 1 | 1 | 6 | 5 | 1 | 6 | 5 | 5 | 6 | 3 | 6 | -1,26284 | 1,01211 | 1,02442 |
| Nanda | 2 | 1 | 3 | 4 | 4 | 4 | 4 | 4 | 6 | 3 | 2 | -0,73927 | 0,45104 | -1,44358 |
| Wildan | 1 | 1 | 6 | 7 | 6 | 5 | 6 | 7 | 7 | 6 | 4 | 0,07272 | 1,98829 | 0,4433 |
| Lucky | 1 | 1 | 4 | 6 | 6 | 3 | 3 | 4 | 4 | 6 | 6 | 0,95268 | -0,52893 | 0,0306 |
| Farhan | 1 | 1 | 4 | 6 | 7 | 3 | 3 | 2 | 2 | 6 | 5 | 1,25215 | -1,1329 | -0,27758 |
| Cany | 2 | 1 | 7 | 7 | 7 | 7 | 4 | 6 | 5 | 6 | 6 | 0,58553 | 1,31401 | 1,51601 |
| Esti | 2 | 1 | 7 | 7 | 1 | 4 | 1 | 5 | 1 | 3 | 5 | -1,73953 | -1,93509 | 2,10561 |
| Karin | 2 | 1 | 1 | 5 | 6 | 3 | 2 | 3 | 2 | 7 | 6 | 1,6785 | -1,34616 | -1,12918 |
| Denisa | 2 | 1 | 4 | 6 | 2 | 6 | 3 | 4 | 6 | 5 | 2 | -0,63256 | 0,26706 | 0,08034 |
| Pahlevi | 1 | 1 | 3 | 3 | 3 | 5 | 5 | 3 | 2 | 3 | 2 | -1,0081 | 0,01762 | -1,67391 |
| Adit | 1 | 1 | 6 | 6 | 5 | 6 | 4 | 5 | 6 | 3 | 4 | -0,66349 | 1,05138 | 0,64372 |
| Rizkia | 2 | 1 | 6 | 5 | 1 | 6 | 5 | 5 | 6 | 3 | 6 | -1,26284 | 1,01211 | 1,02442 |
| Mega | 2 | 1 | 4 | 5 | 4 | 4 | 3 | 3 | 4 | 5 | 6 | 0,40103 | -0,5769 | 0,06001 |
| Risthie | 2 | 1 | 3 | 6 | 6 | 5 | 6 | 7 | 7 | 2 | 6 | -0,27988 | 2,16826 | -0,42398 |
| Romana | 2 | 1 | 2 | 7 | 7 | 5 | 2 | 3 | 2 | 6 | 6 | 1,63629 | -0,82022 | -0,05379 |
| Zanira | 2 | 1 | 6 | 7 | 2 | 4 | 4 | 4 | 7 | 5 | 6 | -0,24537 | 0,20285 | 1,43529 |
| Andra | 2 | 1 | 4 | 5 | 5 | 5 | 6 | 6 | 5 | 6 | 7 | 0,59243 | 1,42713 | -0,15934 |
| Sarah | 2 | 1 | 5 | 6 | 1 | 3 | 3 | 4 | 4 | 7 | 6 | -0,00462 | -1,07571 | 0,91319 |
| Eka | 2 | 1 | 7 | 5 | 7 | 3 | 4 | 5 | 4 | 7 | 5 | 0,61138 | 0,02085 | 0,23315 |
| Docko | 1 | 2 | 6 | 3 | 6 | 5 | 6 | 3 | 6 | 6 | 5 | 0,65234 | 1,30597 | -0,64967 |
| Suwi | 2 | 2 | 1 | 4 | 1 | 1 | 2 | 5 | 1 | 1 | 4 | -1,78047 | -2,04783 | -1,414 |
| Fikri | 1 | 2 | 6 | 7 | 7 | 5 | 2 | 1 | 6 | 6 | 7 | 1,74135 | -0,42185 | 1,41591 |
| Tomi | 1 | 2 | 1 | 7 | 2 | 1 | 3 | 1 | 7 | 7 | 7 | 1,60706 | -1,29092 | -0,21058 |
| Aditya | 1 | 2 | 6 | 5 | 2 | 4 | 5 | 5 | 5 | 5 | 6 | -0,61763 | 0,36885 | 0,66734 |
| Sherin | 2 | 2 | 6 | 5 | 1 | 5 | 4 | 1 | 4 | 7 | 7 | 0,50878 | -0,69626 | 1,18627 |
| Ari | 1 | 2 | 5 | 1 | 3 | 2 | 3 | 6 | 4 | 3 | 3 | -1,72396 | -0,51943 | -1,5361 |
| Ijul | 1 | 2 | 6 | 5 | 1 | 2 | 3 | 4 | 3 | 6 | 6 | -0,53838 | -1,48749 | 0,81424 |
| Yusuf | 1 | 2 | 6 | 5 | 4 | 4 | 3 | 3 | 4 | 3 | 4 | -0,73351 | -0,56083 | 0,34539 |
| Tirta | 1 | 2 | 4 | 3 | 4 | 4 | 4 | 4 | 4 | 6 | 6 | 0,38857 | -0,03253 | -0,71668 |
| Berlin | 2 | 2 | 6 | 5 | 3 | 5 | 3 | 5 | 2 | 5 | 5 | -0,674 | -0,55702 | 0,74482 |
| Yeremia | 1 | 2 | 5 | 6 | 2 | 4 | 5 | 5 | 6 | 6 | 5 | -0,26603 | 0,53905 | 0,4664 |
| Beni | 1 | 2 | 6 | 5 | 7 | 3 | 2 | 2 | 6 | 7 | 5 | 1,36778 | -0,70047 | 0,17401 |
| Samuel | 1 | 2 | 5 | 3 | 4 | 2 | 2 | 3 | 3 | 6 | 6 | 0,32145 | -1,5867 | -0,35275 |
| Jason | 1 | 2 | 2 | 5 | 4 | 2 | 3 | 4 | 2 | 7 | 3 | 0,43239 | -1,30175 | -1,38767 |
| Dinan | 2 | 2 | 3 | 4 | 4 | 4 | 2 | 5 | 6 | 4 | 4 | -0,32298 | -0,11048 | -0,80515 |
| Meylani | 2 | 2 | 5 | 4 | 3 | 4 | 2 | 3 | 2 | 7 | 6 | 0,42242 | -1,45001 | 0,29267 |
| Mayang | 2 | 2 | 7 | 4 | 1 | 4 | 4 | 4 | 4 | 1 | 4 | -2,27575 | -0,30682 | 0,57857 |
| Smitha | 2 | 2 | 4 | 6 | 2 | 3 | 6 | 5 | 6 | 5 | 6 | -0,25346 | 0,66831 | 0,09638 |
| Octavia | 2 | 2 | 5 | 5 | 3 | 3 | 5 | 3 | 7 | 7 | 4 | 0,36521 | 0,3019 | -0,27951 |
| Amal | 1 | 3 | 7 | 6 | 2 | 4 | 6 | 2 | 7 | 6 | 2 | -0,47857 | 0,5917 | 0,40275 |
| Dema | 1 | 3 | 7 | 7 | 2 | 4 | 3 | 2 | 3 | 5 | 5 | -0,39985 | -1,26454 | 1,69637 |
| Adrian | 1 | 3 | 5 | 6 | 4 | 4 | 5 | 4 | 4 | 3 | 5 | -0,55371 | 0,25246 | 0,26325 |
| Sasqia | 2 | 3 | 1 | 2 | 7 | 6 | 4 | 3 | 6 | 6 | 6 | 1,73382 | 1,1139 | -2,11894 |
| Anne | 2 | 3 | 5 | 6 | 6 | 5 | 4 | 4 | 5 | 6 | 6 | 0,90041 | 0,48671 | 0,44127 |
| Ganjar | 1 | 3 | 6 | 6 | 6 | 6 | 6 | 4 | 6 | 7 | 7 | 1,24189 | 1,56377 | 0,78421 |
| Ridho | 1 | 3 | 7 | 4 | 1 | 5 | 6 | 6 | 3 | 3 | 7 | -1,64398 | 0,66386 | 0,97134 |
| Priskila | 2 | 3 | 3 | 2 | 1 | 5 | 4 | 5 | 2 | 4 | 3 | -1,4038 | -0,20669 | -1,44487 |
| Melati | 2 | 3 | 1 | 7 | 1 | 4 | 4 | 7 | 7 | 6 | 6 | 0,0251 | 0,65371 | -0,05884 |
| Bekti | 1 | 3 | 3 | 3 | 2 | 3 | 5 | 4 | 2 | 5 | 2 | -0,914 | -0,47078 | -1,79972 |
| Cica | 2 | 3 | 5 | 5 | 5 | 4 | 5 | 4 | 5 | 4 | 4 | -0,23661 | 0,57374 | -0,36574 |
| Edwina | 2 | 3 | 7 | 5 | 6 | 7 | 7 | 5 | 4 | 6 | 6 | 0,3785 | 1,95003 | 0,58832 |
| Lian | 1 | 3 | 3 | 6 | 6 | 5 | 3 | 3 | 2 | 6 | 7 | 1,37817 | -0,57328 | 0,11762 |
| Derry | 1 | 3 | 6 | 6 | 5 | 4 | 4 | 4 | 3 | 6 | 5 | 0,26108 | -0,27847 | 0,57608 |
| Pandega | 1 | 3 | 2 | 6 | 6 | 6 | 6 | 2 | 3 | 6 | 7 | 1,75622 | 0,76229 | -0,49779 |
| Calvin | 1 | 3 | 7 | 6 | 6 | 5 | 2 | 5 | 2 | 6 | 6 | 0,30134 | -0,68375 | 1,35443 |
| Rizal | 1 | 3 | 2 | 3 | 3 | 3 | 5 | 2 | 3 | 5 | 4 | 0,14914 | -0,47162 | -1,86372 |
| Dwita | 2 | 3 | 2 | 4 | 5 | 3 | 6 | 7 | 4 | 2 | 4 | -0,96117 | 1,07712 | -1,86725 |
| Vina | 2 | 3 | 5 | 6 | 6 | 3 | 3 | 5 | 5 | 6 | 6 | 0,68561 | -0,19517 | 0,35486 |
| Adinda | 2 | 3 | 5 | 5 | 3 | 4 | 6 | 3 | 6 | 5 | 5 | -0,03107 | 0,7286 | -0,09557 |

| pria | | | wanita | | |
|---|---|---|---|---|---|
| fac1 | fac2 | fac3 | fac1 | fac2 | fac3 |
| -0,75393 | 0,09591 | -1,21662 | -0,73927 | 0,45104 | -1,44358 |
| -1,26284 | 1,01211 | 1,02442 | 0,58553 | 1,31401 | 1,51601 |
| 0,07272 | 1,98829 | 0,4433 | -1,73953 | -1,93509 | 2,10561 |
| 0,95268 | -0,52893 | 0,0306 | 1,6785 | -1,34616 | -1,12918 |
| 1,25215 | -1,1329 | -0,27758 | -0,63256 | 0,26706 | 0,08034 |
| -1,0081 | 0,01762 | -1,67391 | -1,26284 | 1,01211 | 1,02442 |
| -0,66349 | 1,05138 | 0,64372 | 0,40103 | -0,5769 | 0,06001 |
| 0,65234 | 1,30597 | -0,64967 | -0,27988 | 2,16826 | -0,42398 |
| 1,74135 | -0,42185 | 1,41591 | 1,63629 | -0,82022 | -0,05379 |
| 1,60706 | -1,29092 | -0,21058 | -0,24537 | 0,20285 | 1,43529 |
| -0,61763 | 0,36885 | 0,66734 | 0,59243 | 1,42713 | -0,15934 |
| -1,72396 | -0,51943 | -1,5361 | -0,00462 | -1,07571 | 0,91319 |
| -0,53838 | -1,48749 | 0,81424 | 0,61138 | 0,02085 | 0,23315 |
| -0,73351 | -0,56083 | 0,34539 | -1,78047 | -2,04783 | -1,414 |
| 0,38857 | -0,03253 | -0,71668 | 0,50878 | -0,69626 | 1,18627 |
| -0,26603 | 0,53905 | 0,4664 | -0,674 | -0,55702 | 0,74482 |
| 1,36778 | -0,70047 | 0,17401 | -0,32298 | -0,11048 | -0,80515 |
| 0,32145 | -1,5867 | -0,35275 | 0,42242 | -1,45001 | 0,29267 |
| 0,43239 | -1,30175 | -1,38767 | -2,27575 | -0,30682 | 0,57857 |
| -0,47857 | 0,5917 | 0,40275 | -0,25346 | 0,66831 | 0,09638 |
| -0,39985 | -1,26454 | 1,69637 | 0,36521 | 0,3019 | -0,27951 |
| -0,55371 | 0,25246 | 0,26325 | 1,73382 | 1,1139 | -2,11894 |
| 1,24189 | 1,56377 | 0,78421 | 0,90041 | 0,48671 | 0,44127 |
| -1,64398 | 0,66386 | 0,97134 | -1,4038 | -0,20669 | -1,44487 |
| -0,914 | -0,47078 | -1,79972 | 0,0251 | 0,65371 | -0,05884 |
| 1,37817 | -0,57328 | 0,11762 | -0,23661 | 0,57374 | -0,36574 |
| 0,26108 | -0,27847 | 0,57608 | 0,3785 | 1,95003 | 0,58832 |
| 1,75622 | 0,76229 | -0,49779 | -0,96117 | 1,07712 | -1,86725 |
| 0,30134 | -0,68375 | 1,35443 | 0,68561 | -0,19517 | 0,35486 |
| 0,14914 | -0,47162 | -1,86372 | -0,03107 | 0,7286 | -0,09557 |

| tipe wajah 1 | | | tipe wajah 2 | | | tipe wajah 3 | | |
|---|---|---|---|---|---|---|---|---|
| fac1 | fac2 | fac3 | fac1 | fac2 | fac3 | fac1 | fac2 | fac3 |
| -0,75393 | 0,09591 | -1,21662 | 0,65234 | 1,30597 | -0,64967 | -0,47857 | 0,5917 | 0,40275 |
| -1,26284 | 1,01211 | 1,02442 | -1,78047 | -2,04783 | -1,414 | -0,39985 | -1,26454 | 1,69637 |
| -0,73927 | 0,45104 | -1,44358 | 1,74135 | -0,42185 | 1,41591 | -0,55371 | 0,25246 | 0,26325 |
| 0,07272 | 1,98829 | 0,4433 | 1,60706 | -1,29092 | -0,21058 | 1,73382 | 1,1139 | -2,11894 |
| 0,95268 | -0,52893 | 0,0306 | -0,61763 | 0,36885 | 0,66734 | 0,90041 | 0,48671 | 0,44127 |
| 1,25215 | -1,1329 | -0,27758 | 0,50878 | -0,69626 | 1,18627 | 1,24189 | 1,56377 | 0,78421 |
| 0,58553 | 1,31401 | 1,51601 | -1,72396 | -0,51943 | -1,5361 | -1,64398 | 0,66386 | 0,97134 |
| -1,73953 | -1,93509 | 2,10561 | -0,53838 | -1,48749 | 0,81424 | -1,4038 | -0,20669 | -1,44487 |
| 1,6785 | -1,34616 | -1,12918 | -0,73351 | -0,56083 | 0,34539 | 0,0251 | 0,65371 | -0,05884 |
| -0,63256 | 0,26706 | 0,08034 | 0,38857 | -0,03253 | -0,71668 | -0,914 | -0,47078 | -1,79972 |
| -1,0081 | 0,01762 | -1,67391 | -0,674 | -0,55702 | 0,74482 | -0,23661 | 0,57374 | -0,36574 |
| -0,66349 | 1,05138 | 0,64372 | -0,26603 | 0,53905 | 0,4664 | 0,3785 | 1,95003 | 0,58832 |
| -1,26284 | 1,01211 | 1,02442 | 1,36778 | -0,70047 | 0,17401 | 1,37817 | -0,57328 | 0,11762 |
| 0,40103 | -0,5769 | 0,06001 | 0,32145 | -1,5867 | -0,35275 | 0,26108 | -0,27847 | 0,57608 |
| -0,27988 | 2,16826 | -0,42398 | 0,43239 | -1,30175 | -1,38767 | 1,75622 | 0,76229 | -0,49779 |
| 1,63629 | -0,82022 | -0,05379 | -0,32298 | -0,11048 | -0,80515 | 0,30134 | -0,68375 | 1,35443 |
| -0,24537 | 0,20285 | 1,43529 | 0,42242 | -1,45001 | 0,29267 | 0,14914 | -0,47162 | -1,86372 |
| 0,59243 | 1,42713 | -0,15934 | -2,27575 | -0,30682 | 0,57857 | -0,96117 | 1,07712 | -1,86725 |
| -0,00462 | -1,07571 | 0,91319 | -0,25346 | 0,66831 | 0,09638 | 0,68561 | -0,19517 | 0,35486 |
| 0,61138 | 0,02085 | 0,23315 | 0,36521 | 0,3019 | -0,27951 | -0,03107 | 0,7286 | -0,09557 |

## KETERANGAN

gender :
1 = pria : 30
2 = wanita : 30

tipe wajah :
1 = euryprosopic : 20
2 = mesoprosopic : 20
3 = leptoprosopic : 20

var 1 : canggung - nyaman
var 2 : bodoh - pintar
var 3 : kasual -formal
var 4 : bohong - rumit
var 5 : rumit -sederhana
var 6 : kasar - halus
var 7 : egois - peduli
var 8 : lembut - tegas
var 9 : lamban - cekatan

## 6.3 Plot matrix square pada wajah mesoprosopic berdasarkan gender responden

plot 1 ( x:fac1-empati dan y:fac2-kompetensi)

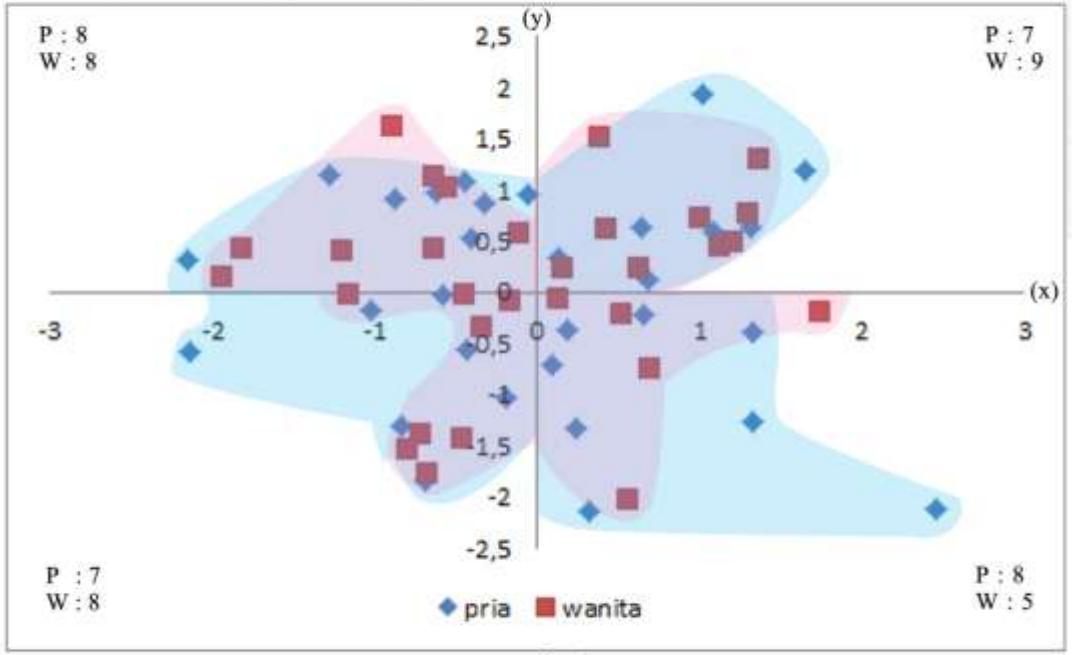


matrix 1

Persepsi wanita pada faktor kompetensi (plot 1 & 3) dominan di wilayah positif, faktor empati (plot 1 & 2) dan faktor aktifiti (plot 2 & 3) dominan di wilayah negatif.

Persepsi pria pada faktor kompetensi (plot 1 & 3) dan faktor empati (plot 1 & 2) berada diwilayah netral, sedangkan faktor aktifiti (plot 2 & 3) dominan di wilayah positif.

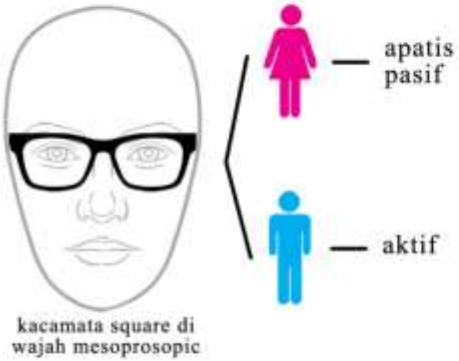


Hasil plot matrix

| gender | kompetensi | empati | aktifiti |
|---|---|---|---|
| pria | = | = | + |
| wanita | + | - | - |

Kedua gender menunjukan persepsi yang kurang ideal pada kacamata square di tipe wajah mesoprosopic.

plot 2 ( x:fac1-empati dan y:fac3-aktifiti)

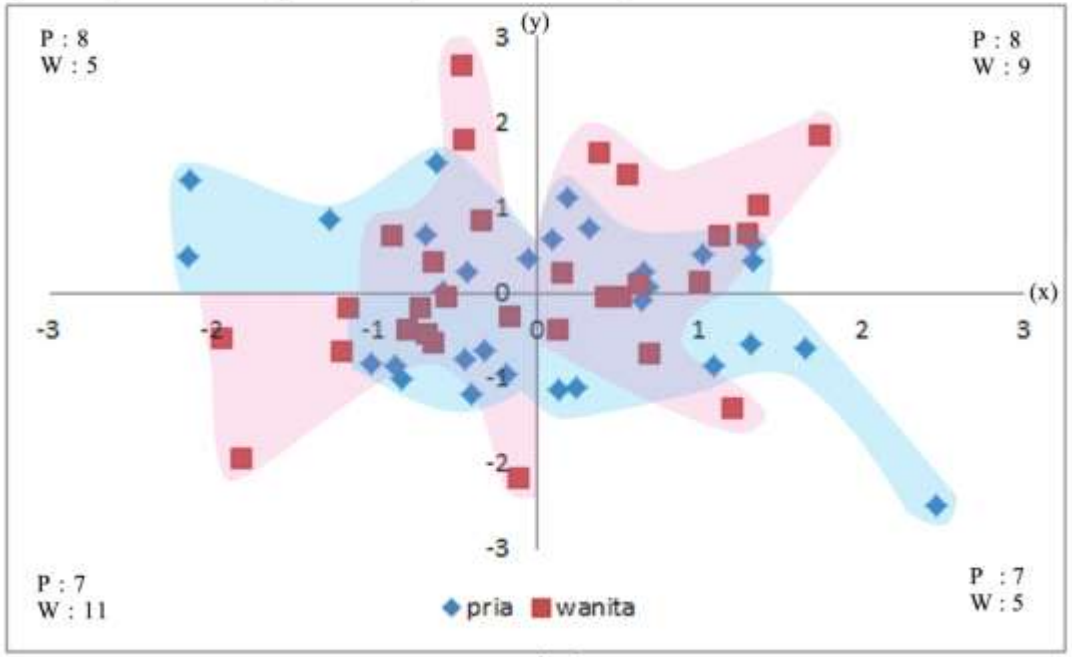


matrix 2

plot 3 ( x:fac2-kompetensi dan y:fac3-aktifiti)

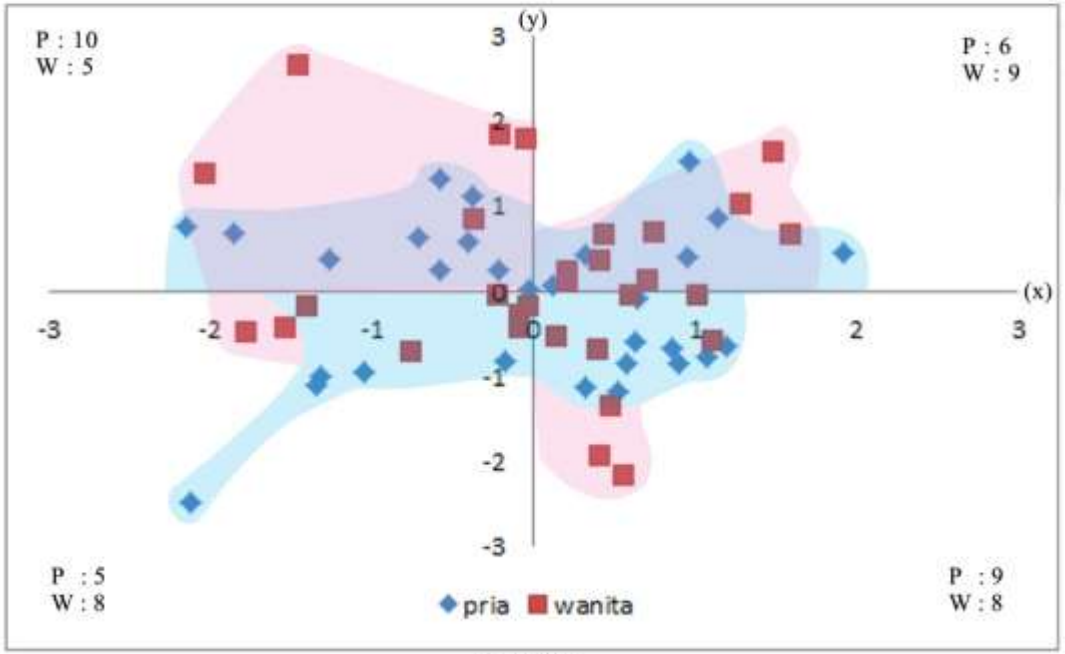


matrix 3

## 6.4 Plot matrix square pada wajah mesoprosopic berdasarkan tipe wajah responden

plot 1 ( x:fac1-empati dan y:fac2-kompetensi)

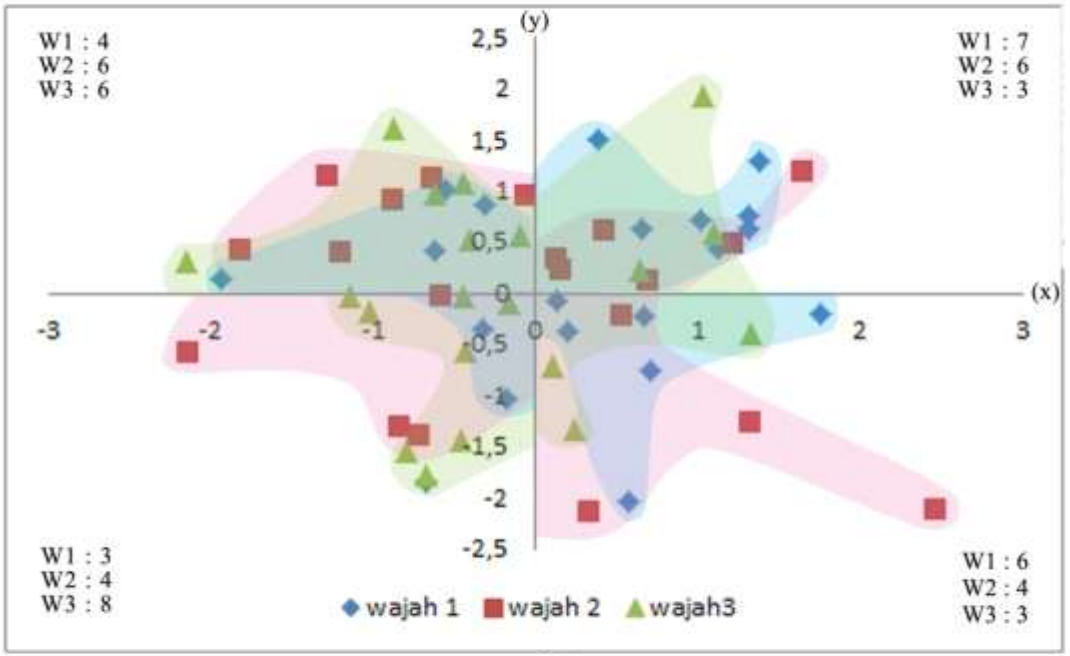


matrix 1

Persepsi responden W1 pada faktor kompetensi (plot 1 & 2), faktor empati (plot 1 & 3) dan faktor aktifiti (plot 2 & 3) dominan di wilayah positif.

Persepsi responden W2 pada faktor kompetensi (plot 1 & 2) dominan diwilayah positif, faktor empati (plot 1 & 3) berada diwilayah netral, dan aktifiti (plot 2 & 3) dominan di wilayah negatif.

Persepsi responden W3 pada faktor kompetensi (plot 1 & 2), faktor empati (plot 1 & 3), dominan di wilayah negatif , sedangkan faktor aktifiti (plot 2 & 3) berada di wilayah netral.

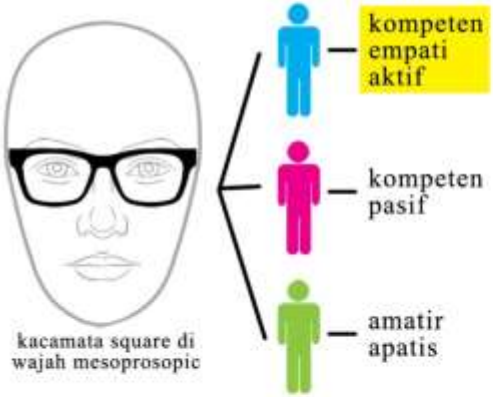


Hasil plot matrix

| tipe wajah | kompetensi | empati | aktifiti |
|---|---|---|---|
| euryprosopic (W1) | + | + | + |
| mesoprosopic (W2) | + | = | - |
| leptoprosopic (W3) | - | - | = |

Responden bertipe wajah euryprosopic (W1) menunjukan persepsi yang ideal pada kacamata square di tipe wajah meso-prosopic.

plot 2 ( x:fac1-empati dan y:fac3-aktifiti)

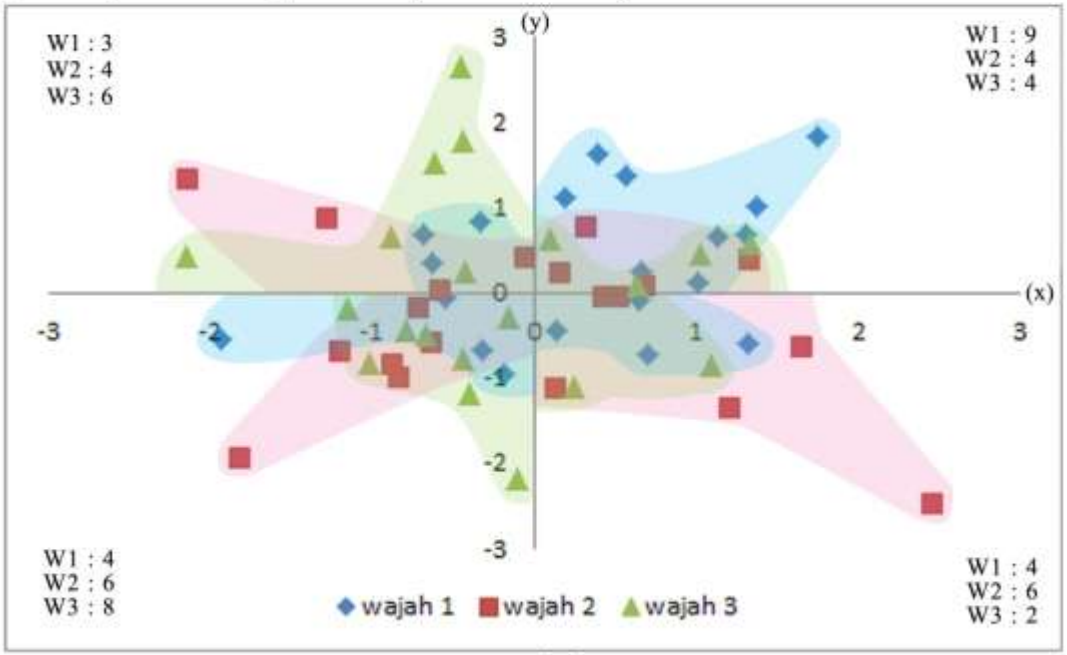


matrix 2

plot 3 ( x:fac2-kompetensi dan y:fac3-aktifiti)

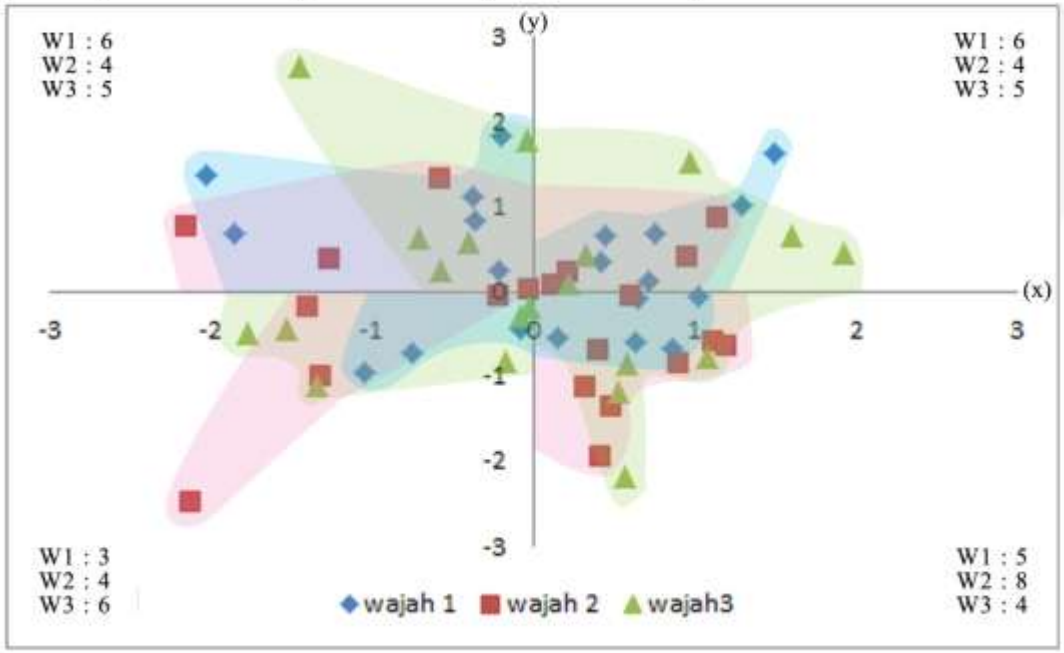


matrix 3

# REGRESSION SCORE (FRAME SQUARE-MESOPROSOPIC)

| nama | gender | tipe wajah | var 1 | var 2 | var 3 | var 4 | var 5 | var 6 | var 7 | var 8 | var 9 | fac 1 | fac 2 | fac3 | fac 4 |
|---|---|---|---|---|---|---|---|---|---|---|---|---|---|---|---|
| Dale | 1 | 1 | 6 | 5 | 3 | 5 | 4 | 2 | 4 | 6 | 6 | -0,31816 | 0,8594 | -0,6729 | 0,75478 |
| Tito | 1 | 1 | 3 | 6 | 6 | 6 | 3 | 6 | 3 | 6 | 6 | 0,6458 | 0,64011 | -0,08786 | -0,68706 |
| Nanda | 2 | 1 | 3 | 4 | 6 | 4 | 4 | 4 | 4 | 6 | 4 | 0,13575 | -0,08103 | -0,43419 | -1,25396 |
| Wildan | 1 | 1 | 7 | 5 | 4 | 6 | 5 | 6 | 5 | 4 | 5 | 0,1945 | -0,3737 | 1,11706 | 1,30584 |
| Lucky | 1 | 1 | 3 | 5 | 4 | 3 | 3 | 3 | 5 | 3 | 5 | -0,18497 | -1,04185 | -0,96583 | -0,07023 |
| Farhan | 1 | 1 | 6 | 7 | 7 | 5 | 4 | 4 | 4 | 6 | 6 | 1,31596 | 0,63445 | -0,60161 | 0,25956 |
| Cany | 2 | 1 | 7 | 7 | 7 | 5 | 6 | 6 | 5 | 7 | 7 | 1,37562 | 1,28384 | 1,01759 | 0,73318 |
| Esti | 2 | 1 | 6 | 7 | 6 | 7 | 6 | 7 | 6 | 5 | 5 | 1,74513 | -0,20009 | 1,82481 | 0,81984 |
| Karin | 2 | 1 | 1 | 7 | 7 | 4 | 7 | 4 | 4 | 7 | 5 | 1,30266 | 0,75622 | 0,68141 | -2,15956 |
| Denisa | 2 | 1 | 4 | 2 | 2 | 3 | 4 | 2 | 4 | 4 | 6 | -1,93165 | 0,14173 | -0,53701 | 0,03769 |
| Pahlevi | 1 | 1 | 3 | 4 | 4 | 3 | 5 | 6 | 4 | 2 | 3 | -0,67831 | -1,852 | 0,66848 | -0,60929 |
| Adit | 1 | 1 | 6 | 6 | 5 | 4 | 5 | 5 | 5 | 6 | 4 | 0,65968 | -0,21711 | 0,25153 | 0,40751 |
| Rizkia | 2 | 1 | 7 | 5 | 3 | 5 | 5 | 5 | 5 | 3 | 6 | -0,33067 | -0,35713 | 0,83289 | 1,66111 |
| Mega | 2 | 1 | 3 | 4 | 4 | 4 | 5 | 4 | 4 | 5 | 6 | -0,62588 | 0,42182 | 0,34943 | -0,59222 |
| Risthie | 2 | 1 | 2 | 5 | 4 | 6 | 5 | 6 | 6 | 2 | 3 | 0,56673 | -2,02809 | 1,37307 | -0,38088 |
| Romana | 2 | 1 | 2 | 6 | 7 | 6 | 7 | 2 | 2 | 6 | 4 | 1,0103 | 0,706 | 0,11919 | -2,38467 |
| Zanira | 2 | 1 | 4 | 6 | 6 | 2 | 3 | 5 | 6 | 5 | 5 | 0,70497 | -0,75462 | -0,73945 | 0,07014 |
| Andra | 2 | 1 | 5 | 6 | 5 | 5 | 6 | 3 | 7 | 6 | 6 | 1,12509 | 0,44771 | 0,66655 | 0,5086 |
| Sarah | 2 | 1 | 6 | 5 | 4 | 6 | 7 | 4 | 6 | 7 | 7 | 0,38292 | 1,49609 | 1,61879 | 0,77004 |
| Eka | 2 | 1 | 5 | 4 | 3 | 5 | 4 | 3 | 5 | 6 | 7 | -0,55129 | 1,02298 | -0,05099 | 0,66021 |
| Docko | 1 | 2 | 2 | 6 | 3 | 4 | 5 | 5 | 6 | 2 | 3 | 0,32907 | -2,15058 | 0,7653 | -0,17195 |
| Suwi | 2 | 2 | 7 | 5 | 2 | 6 | 4 | 2 | 3 | 6 | 6 | -0,63686 | 1,11991 | -0,58732 | 1,15667 |
| Fikri | 1 | 2 | 6 | 7 | 1 | 4 | 6 | 2 | 6 | 6 | 7 | -0,05608 | 0,95854 | 0,40445 | 1,66409 |
| Tomi | 1 | 2 | 7 | 7 | 7 | 7 | 1 | 1 | 6 | 3 | 2 | 2,4576 | -2,12477 | -2,50165 | 1,02806 |
| Aditya | 1 | 2 | 5 | 5 | 2 | 4 | 6 | 5 | 2 | 6 | 6 | -1,27681 | 1,14146 | 0,84679 | 0,10808 |
| Sherin | 2 | 2 | 7 | 5 | 1 | 4 | 3 | 4 | 3 | 6 | 5 | -1,19797 | 0,40396 | -0,69929 | 1,39574 |
| Ari | 1 | 2 | 5 | 2 | 1 | 5 | 7 | 4 | 2 | 3 | 3 | -2,13389 | -0,57802 | 1,33072 | -0,2565 |
| Ijul | 1 | 2 | 1 | 7 | 1 | 2 | 3 | 6 | 5 | 6 | 6 | -0,57747 | -0,02327 | 0,02394 | 0,01221 |
| Yusuf | 1 | 2 | 4 | 5 | 5 | 6 | 3 | 3 | 2 | 6 | 4 | 0,13439 | 0,3225 | -1,13842 | -0,84871 |
| Tirta | 1 | 2 | 3 | 4 | 3 | 4 | 3 | 3 | 3 | 3 | 3 | -0,83728 | -1,31534 | -1,01939 | -0,60451 |
| Berlin | 2 | 2 | 3 | 5 | 4 | 6 | 5 | 3 | 4 | 5 | 5 | 0,15521 | 0,21754 | 0,22027 | -0,6075 |
| Yeremia | 1 | 2 | 5 | 5 | 6 | 5 | 4 | 5 | 5 | 6 | 5 | 0,68666 | 0,12649 | 0,06345 | -0,00295 |
| Beni | 1 | 2 | 6 | 7 | 6 | 6 | 4 | 2 | 6 | 7 | 7 | 1,64522 | 1,19511 | -0,65636 | 0,81443 |
| Samuel | 1 | 2 | 6 | 4 | 3 | 5 | 3 | 3 | 3 | 6 | 6 | -0,8784 | 0,9037 | -0,8545 | 0,61172 |
| Jason | 1 | 2 | 4 | 6 | 6 | 6 | 6 | 3 | 5 | 3 | 3 | 1,32308 | -1,26884 | 0,38107 | -0,52417 |
| Dinan | 2 | 2 | 1 | 4 | 6 | 5 | 4 | 4 | 5 | 6 | 4 | 0,52724 | -0,21263 | -0,05829 | -1,75631 |
| Meylani | 2 | 2 | 3 | 4 | 2 | 2 | 2 | 2 | 2 | 5 | 6 | -1,81678 | 0,41634 | -1,96037 | -0,39725 |
| Mayang | 2 | 2 | 7 | 6 | 1 | 4 | 4 | 4 | 4 | 2 | 4 | -0,71651 | -1,40088 | -0,19375 | 1,85819 |
| Smitha | 2 | 2 | 4 | 6 | 5 | 4 | 5 | 3 | 5 | 5 | 7 | 0,42424 | 0,60293 | -0,05857 | 0,06505 |
| Octavia | 2 | 2 | 7 | 7 | 6 | 3 | 3 | 3 | 6 | 7 | 6 | 1,21044 | 0,4784 | -1,37667 | 1,12891 |
| Amal | 1 | 3 | 5 | 6 | 1 | 4 | 7 | 2 | 6 | 6 | 2 | 0,09996 | -0,71486 | 0,63443 | 0,41862 |
| Dema | 1 | 3 | 7 | 6 | 2 | 4 | 4 | 5 | 5 | 3 | 6 | -0,43148 | -0,57073 | 0,25536 | 2,06524 |
| Adrian | 1 | 3 | 5 | 5 | 4 | 3 | 3 | 3 | 4 | 6 | 6 | -0,40237 | 0,52879 | -1,17752 | 0,29388 |
| Sasqia | 2 | 3 | 2 | 4 | 3 | 4 | 6 | 3 | 4 | 7 | 7 | -0,88008 | 1,60265 | 0,64474 | -0,9837 |
| Anne | 2 | 3 | 3 | 5 | 5 | 6 | 4 | 4 | 5 | 6 | 5 | 0,63744 | 0,22142 | 0,10085 | -0,54937 |
| Ganjar | 1 | 3 | 3 | 5 | 6 | 6 | 6 | 3 | 6 | 6 | 3 | 1,32441 | -0,4014 | 0,56843 | -1,10112 |
| Ridho | 1 | 3 | 5 | 6 | 2 | 6 | 2 | 4 | 3 | 6 | 7 | -0,44941 | 1,07317 | -0,77206 | 1,00569 |
| Priskila | 2 | 3 | 2 | 5 | 2 | 7 | 6 | 5 | 4 | 3 | 6 | -0,44207 | -0,03821 | 1,77719 | -0,20634 |
| Melati | 2 | 3 | 3 | 5 | 1 | 4 | 7 | 7 | 7 | 3 | 4 | -0,46279 | -1,44565 | 2,65607 | 0,60275 |
| Bekti | 1 | 3 | 4 | 3 | 1 | 3 | 5 | 5 | 2 | 6 | 4 | -2,14483 | 0,31681 | 0,41279 | -0,4515 |
| Cica | 2 | 3 | 5 | 6 | 3 | 4 | 4 | 4 | 4 | 5 | 5 | -0,16115 | -0,08481 | -0,2974 | 0,54983 |
| Edwina | 2 | 3 | 2 | 4 | 3 | 1 | 5 | 2 | 6 | 3 | 3 | -0,67066 | -1,77125 | -0,5039 | -0,74181 |
| Lian | 1 | 3 | 2 | 3 | 4 | 6 | 6 | 5 | 4 | 6 | 6 | -0,6165 | 0,97196 | 1,51472 | -1,17103 |
| Derry | 1 | 3 | 3 | 6 | 4 | 5 | 3 | 3 | 3 | 3 | 3 | 0,23614 | -1,33667 | -1,11042 | -0,55793 |
| Pandega | 1 | 3 | 2 | 7 | 6 | 6 | 7 | 2 | 3 | 7 | 7 | 1,02697 | 1,92273 | 0,44409 | -1,57394 |
| Calvin | 1 | 3 | 7 | 6 | 5 | 6 | 2 | 4 | 6 | 7 | 6 | 1,08987 | 0,57909 | -0,85138 | 1,47526 |
| Rizal | 1 | 3 | 3 | 3 | 5 | 2 | 3 | 5 | 3 | 6 | 4 | -1,0186 | -0,17298 | -0,83926 | -1,24708 |
| Dwita | 2 | 3 | 3 | 5 | 3 | 2 | 4 | 5 | 3 | 4 | 2 | -0,78998 | -1,5341 | -0,45156 | -0,78564 |
| Vina | 2 | 3 | 2 | 6 | 6 | 2 | 2 | 3 | 2 | 6 | 6 | -0,10509 | 0,56442 | -2,17338 | -1,40928 |
| Adinda | 2 | 3 | 4 | 3 | 4 | 3 | 4 | 4 | 4 | 4 | 6 | -1,14904 | -0,02769 | -0,19414 | -0,15646 |

| pria | | | | wanita | | | |
|---|---|---|---|---|---|---|---|
| fac 1 | fac 2 | fac3 | fac 4 | fac 1 | fac 2 | fac3 | fac 4 |
| -0,31816 | 0,8594 | -0,6729 | 0,75478 | 0,13575 | -0,08103 | -0,43419 | -1,25396 |
| 0,6458 | 0,64011 | -0,08786 | -0,68706 | 1,37562 | 1,28384 | 1,01759 | 0,73318 |
| 0,1945 | -0,3737 | 1,11706 | 1,30584 | 1,74513 | -0,20009 | 1,82481 | 0,81984 |
| -0,18497 | -1,04185 | -0,96583 | -0,07023 | 1,30266 | 0,75622 | 0,68141 | -2,15956 |
| 1,31596 | 0,63445 | -0,60161 | 0,25956 | -1,93165 | 0,14173 | -0,53701 | 0,03769 |
| -0,67831 | -1,852 | 0,66848 | -0,60929 | -0,33067 | -0,35713 | 0,83289 | 1,66111 |
| 0,65968 | -0,21711 | 0,25153 | 0,40751 | -0,62588 | 0,42182 | 0,34943 | -0,59222 |
| 0,32907 | -2,15058 | 0,7653 | -0,17195 | 0,56673 | -2,02809 | 1,37307 | -0,38088 |
| -0,05608 | 0,95854 | 0,40445 | 1,66409 | 1,0103 | 0,706 | 0,11919 | -2,38467 |
| 2,4576 | -2,12477 | -2,50165 | 1,02806 | 0,70497 | -0,75462 | -0,73945 | 0,07014 |
| -1,27681 | 1,14146 | 0,84679 | 0,10808 | 1,12509 | 0,44771 | 0,66655 | 0,5086 |
| -2,13389 | -0,57802 | 1,33072 | -0,2565 | 0,38292 | 1,49609 | 1,61879 | 0,77004 |
| -0,57747 | -0,02327 | 0,02394 | 0,01221 | -0,55129 | 1,02298 | -0,05099 | 0,66021 |
| 0,13439 | 0,3225 | -1,13842 | -0,84871 | -0,63686 | 1,11991 | -0,58732 | 1,15667 |
| -0,83728 | -1,31534 | -1,01939 | -0,60451 | -1,19797 | 0,40396 | -0,69929 | 1,39574 |
| 0,68666 | 0,12649 | 0,06345 | -0,00295 | 0,15521 | 0,21754 | 0,22027 | -0,6075 |
| 1,64522 | 1,19511 | -0,65636 | 0,81443 | 0,52724 | -0,21263 | -0,05829 | -1,75631 |
| -0,8784 | 0,9037 | -0,8545 | 0,61172 | -1,81678 | 0,41634 | -1,96037 | -0,39725 |
| 1,32308 | -1,26884 | 0,38107 | -0,52417 | -0,71651 | -1,40088 | -0,19375 | 1,85819 |
| 0,09996 | -0,71486 | 0,63443 | 0,41862 | 0,42424 | 0,60293 | -0,05857 | 0,06505 |
| -0,43148 | -0,57073 | 0,25536 | 2,06524 | 1,21044 | 0,4784 | -1,37667 | 1,12891 |
| -0,40237 | 0,52879 | -1,17752 | 0,29388 | -0,88008 | 1,60265 | 0,64474 | -0,9837 |
| 1,32441 | -0,4014 | 0,56843 | -1,10112 | 0,63744 | 0,22142 | 0,10085 | -0,54937 |
| -0,44941 | 1,07317 | -0,77206 | 1,00569 | -0,44207 | -0,03821 | 1,77719 | -0,20634 |
| -2,14483 | 0,31681 | 0,41279 | -0,4515 | -0,46279 | -1,44565 | 2,65607 | 0,60275 |
| -0,6165 | 0,97196 | 1,51472 | -1,17103 | -0,16115 | -0,08481 | -0,2974 | 0,54983 |
| 0,23614 | -1,33667 | -1,11042 | -0,55793 | -0,67066 | -1,77125 | -0,5039 | -0,74181 |
| 1,02697 | 1,92273 | 0,44409 | -1,57394 | -0,78998 | -1,5341 | -0,45156 | -0,78564 |
| 1,08987 | 0,57909 | -0,85138 | 1,47526 | -0,10509 | 0,56442 | -2,17338 | -1,40928 |
| -1,0186 | -0,17298 | -0,83926 | -1,24708 | -1,14904 | -0,02769 | -0,19414 | -0,15646 |

| tipe wajah 1 | | | | tipe wajah 2 | | | | tipe wajah 3 | | | |
|---|---|---|---|---|---|---|---|---|---|---|---|
| fac 1 | fac 2 | fac3 | fac 4 | fac 1 | fac 2 | fac3 | fac 4 | fac 1 | fac 2 | fac3 | fac 4 |
| -0,31816 | 0,8594 | -0,6729 | 0,75478 | 0,32907 | -2,15058 | 0,7653 | -0,17195 | 0,09996 | -0,71486 | 0,63443 | 0,41862 |
| 0,6458 | 0,64011 | -0,08786 | -0,68706 | -0,63686 | 1,11991 | -0,58732 | 1,15667 | -0,43148 | -0,57073 | 0,25536 | 2,06524 |
| 0,13575 | -0,08103 | -0,43419 | -1,25396 | -0,05608 | 0,95854 | 0,40445 | 1,66409 | -0,40237 | 0,52879 | -1,17752 | 0,29388 |
| 0,1945 | -0,3737 | 1,11706 | 1,30584 | 2,4576 | -2,12477 | -2,50165 | 1,02806 | -0,88008 | 1,60265 | 0,64474 | -0,9837 |
| -0,18497 | -1,04185 | -0,96583 | -0,07023 | -1,27681 | 1,14146 | 0,84679 | 0,10808 | 0,63744 | 0,22142 | 0,10085 | -0,54937 |
| 1,31596 | 0,63445 | -0,60161 | 0,25956 | -1,19797 | 0,40396 | -0,69929 | 1,39574 | 1,32441 | -0,4014 | 0,56843 | -1,10112 |
| 1,37562 | 1,28384 | 1,01759 | 0,73318 | -2,13389 | -0,57802 | 1,33072 | -0,2565 | -0,44941 | 1,07317 | -0,77206 | 1,00569 |
| 1,74513 | -0,20009 | 1,82481 | 0,81984 | -0,57747 | -0,02327 | 0,02394 | 0,01221 | -0,44207 | -0,03821 | 1,77719 | -0,20634 |
| 1,30266 | 0,75622 | 0,68141 | -2,15956 | 0,13439 | 0,3225 | -1,13842 | -0,84871 | -0,46279 | -1,44565 | 2,65607 | 0,60275 |
| -1,93165 | 0,14173 | -0,53701 | 0,03769 | -0,83728 | -1,31534 | -1,01939 | -0,60451 | -2,14483 | 0,31681 | 0,41279 | -0,4515 |
| -0,67831 | -1,852 | 0,66848 | -0,60929 | 0,15521 | 0,21754 | 0,22027 | -0,6075 | -0,16115 | -0,08481 | -0,2974 | 0,54983 |
| 0,65968 | -0,21711 | 0,25153 | 0,40751 | 0,68666 | 0,12649 | 0,06345 | -0,00295 | -0,67066 | -1,77125 | -0,5039 | -0,74181 |
| -0,33067 | -0,35713 | 0,83289 | 1,66111 | 1,64522 | 1,19511 | -0,65636 | 0,81443 | -0,6165 | 0,97196 | 1,51472 | -1,17103 |
| -0,62588 | 0,42182 | 0,34943 | -0,59222 | -0,8784 | 0,9037 | -0,8545 | 0,61172 | 0,23614 | -1,33667 | -1,11042 | -0,55793 |
| 0,56673 | -2,02809 | 1,37307 | -0,38088 | 1,32308 | -1,26884 | 0,38107 | -0,52417 | 1,02697 | 1,92273 | 0,44409 | -1,57394 |
| 1,0103 | 0,706 | 0,11919 | -2,38467 | 0,52724 | -0,21263 | -0,05829 | -1,75631 | 1,08987 | 0,57909 | -0,85138 | 1,47526 |
| 0,70497 | -0,75462 | -0,73945 | 0,07014 | -1,81678 | 0,41634 | -1,96037 | -0,39725 | -1,0186 | -0,17298 | -0,83926 | -1,24708 |
| 1,12509 | 0,44771 | 0,66655 | 0,5086 | -0,71651 | -1,40088 | -0,19375 | 1,85819 | -0,78998 | -1,5341 | -0,45156 | -0,78564 |
| 0,38292 | 1,49609 | 1,61879 | 0,77004 | 0,42424 | 0,60293 | -0,05857 | 0,06505 | -0,10509 | 0,56442 | -2,17338 | -1,40928 |
| -0,55129 | 1,02298 | -0,05099 | 0,66021 | 1,21044 | 0,4784 | -1,37667 | 1,12891 | -1,14904 | -0,02769 | -0,19414 | -0,15646 |

## KETERANGAN

gender :

1 = pria : 30

2 = wanita : 30

tipe wajah :

1 = euryprosopic : 20

2 = mesoprosopic : 20

3 = leptoprosopic : 20

var 1 : canggung - nyaman

var 2 : bodoh - pintar

var 3 : kasual -formal

var 4 : bohong - rumit

var 5 : rumit -sederhana

var 6 : kasar - halus

var 7 : egois - peduli

var 8 : lembut - tegas

var 9 : lamban - cekatan

## 6.5 Plot matrix square pada wajah leptoprosopic berdasarkan gender responden

plot 1 ( x:fac1-kompetensi dan y:fac2-empati)

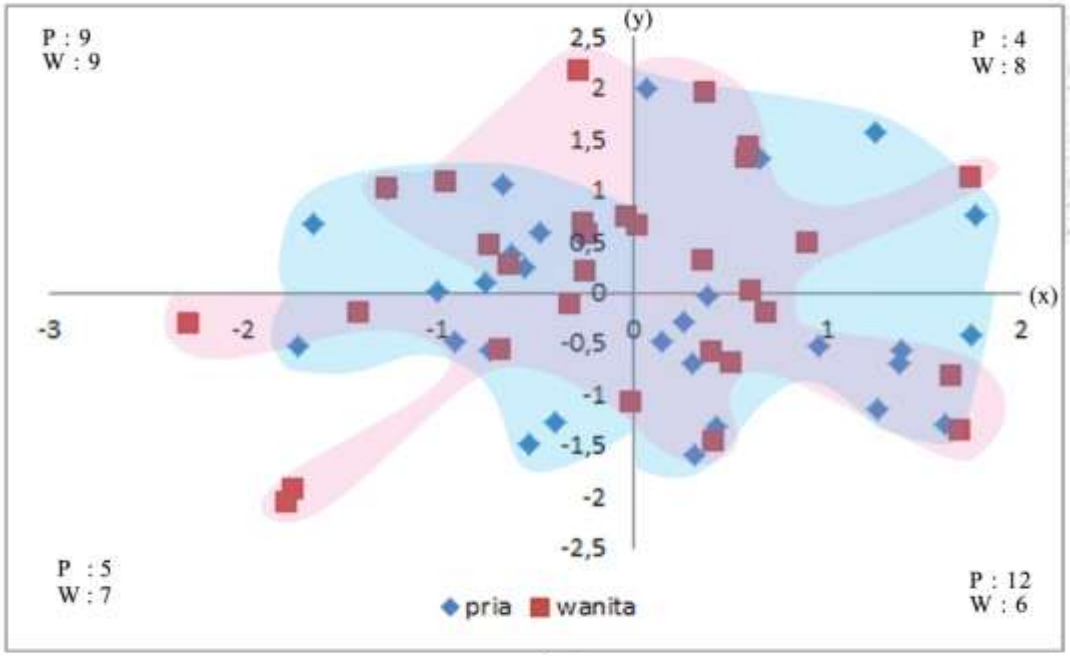


matrix 1

Persepsi wanita pada faktor kompetensi (plot 1 & 2) dominan di wilayah negatif sedangkan faktor empati (plot 1 & 3) dan faktor aktifiti (plot 2 & 3) dominan di wilayah positif.

Persepsi pria pada faktor kompetensi (plot 1 & 2) dan faktor aktifiti (plot 2 & 3) dominan di wilayah positif sedangkan faktor empati (plot 1 & 3) dominan di wilayah negatif.

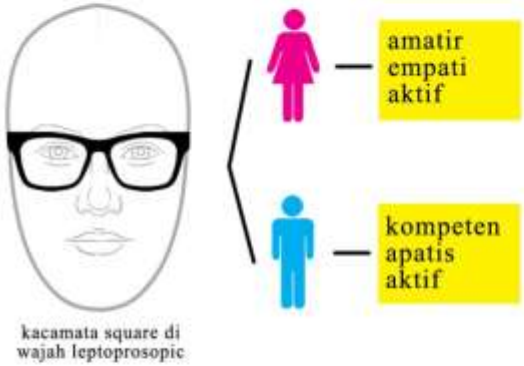


Hasil plot matrix

| gender | kompetensi | empati | aktifiti |
|---|---|---|---|
| pria | + | - | + |
| wanita | - | + | + |

Kedua gender menunjukan persepsi yang ideal pada kacamata square di tipe wajah leptoprosopic.

plot 2 ( x:fac1-kompetensi dan y:fac3-aktifiti)

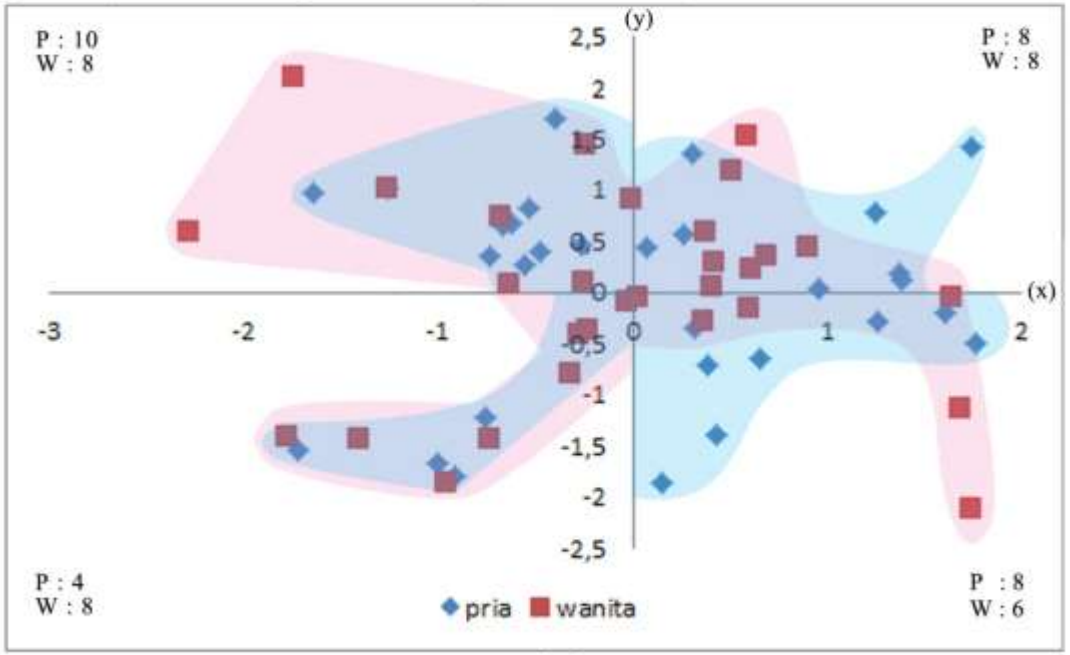


matrix 2

plot 3 (x:fac2-empati dan y:fac3-aktifiti)

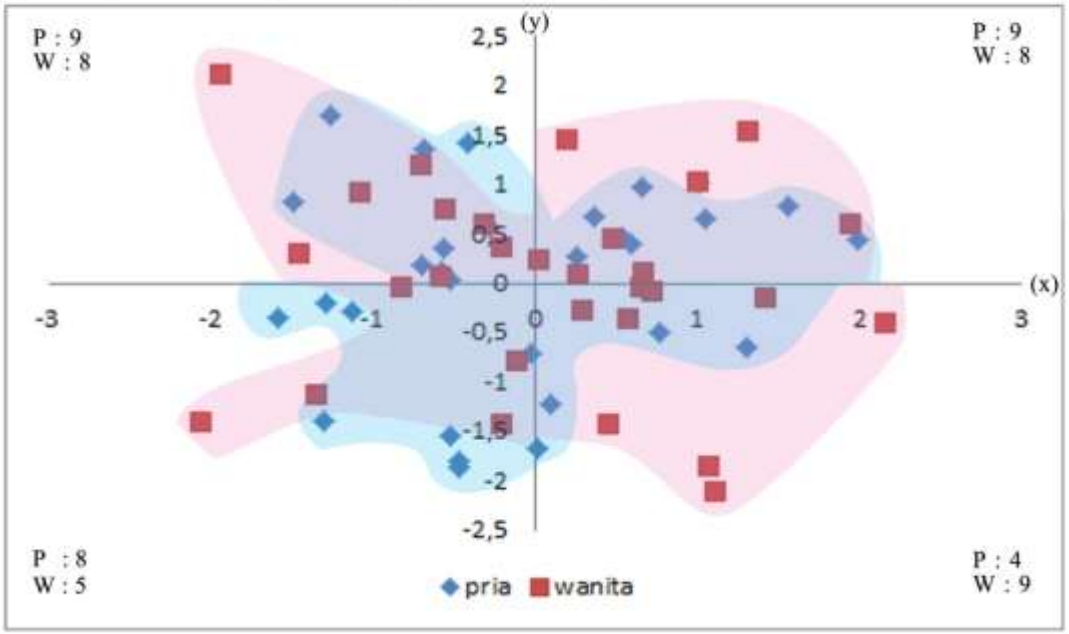


matrix 3

## 6.6 Plot matrix square pada wajah leptoprosopic berdasarkan tipe wajah responden

### plot 1 ( x:fac1-kompetensi dan y:fac2-empati)

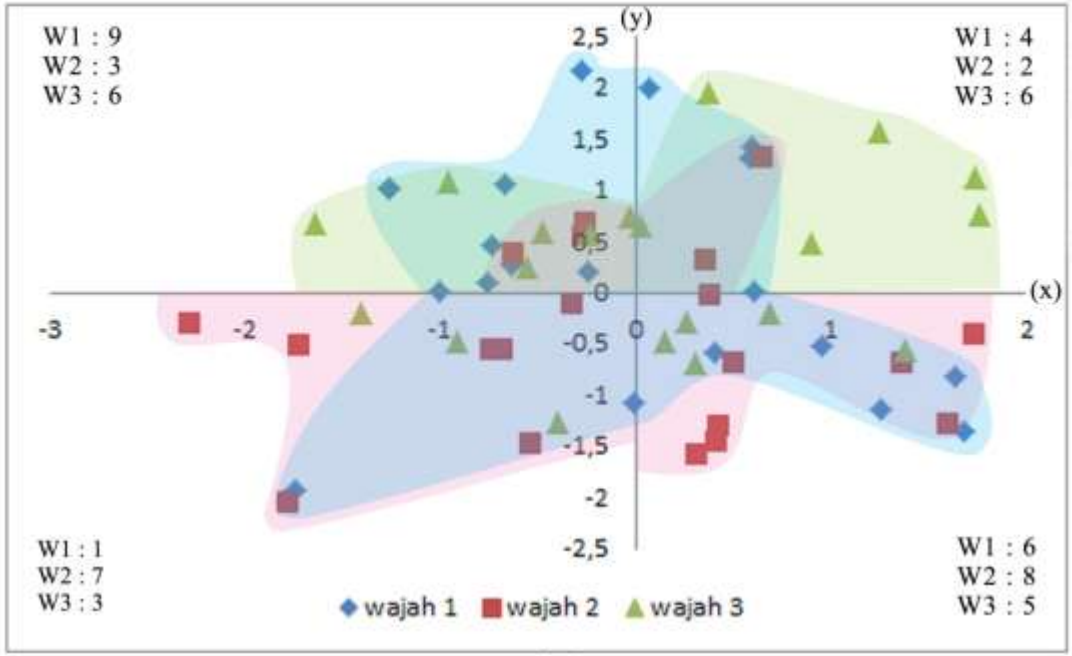


matrix 1

Persepsi responden W1 pada faktor kompetensi (plot 1 & 2) dominan di wilayah negatif, sedangkan faktor empati (plot 1 & 3) dan faktor aktifiti (plot 2 & 3) dominan di wilayah positif.

Persepsi responden W2 pada faktor kompetensi (plot 1 & 2) berada di wilayah netral, faktor empati (plot 1 & 3) berada diwilayah negatif, sedangkan faktor aktifiti (plot 2 & 3) dominan di wilayah positif.

Persepsi responden W3 pada faktor kompetensi (plot 1 & 2), faktor empati (plot 1 & 3) dan faktor aktifiti (plot 2 & 3) dominan di wilayah positif.

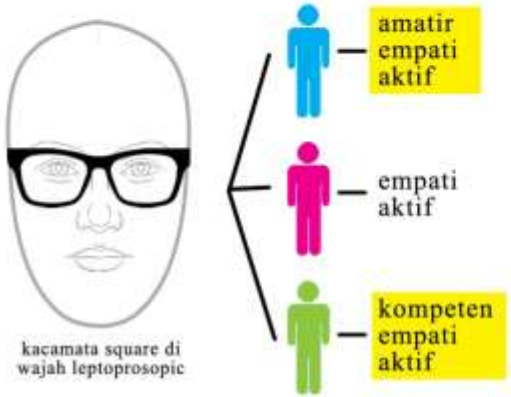


Hasil plot matrix

| tipe wajah | kompetensi | empati | aktifiti |
|---|---|---|---|
| euryprosopic (W1) | - | + | + |
| mesoprosopic (W2) | = | - | + |
| leptoprosopic (W3) | + | + | + |

Responden bertipe wajah euryprosopic (W1) dan responden bertipe wajah meso-prosopic (W2) menunjukan persepsi yang ideal pada kacamata square di tipe wajah leptoprosopic.

### plot 2 ( x:fac1-kompetensi dan y:fac3-aktifiti)

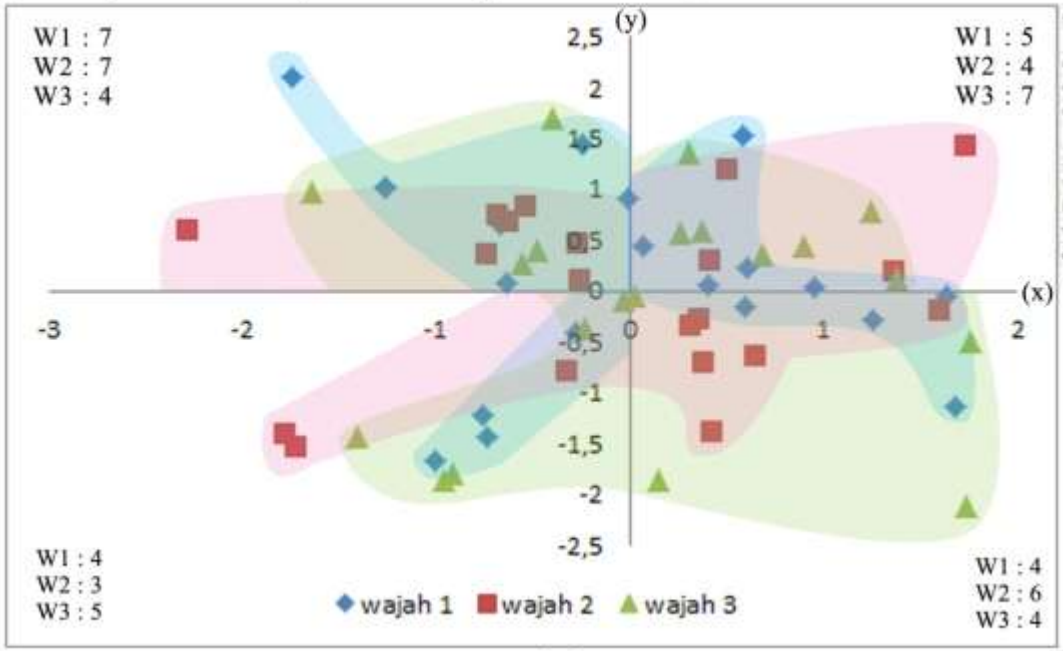


matrix 2

### plot 3 (x:fac2-empati dan y:fac3-aktifiti)

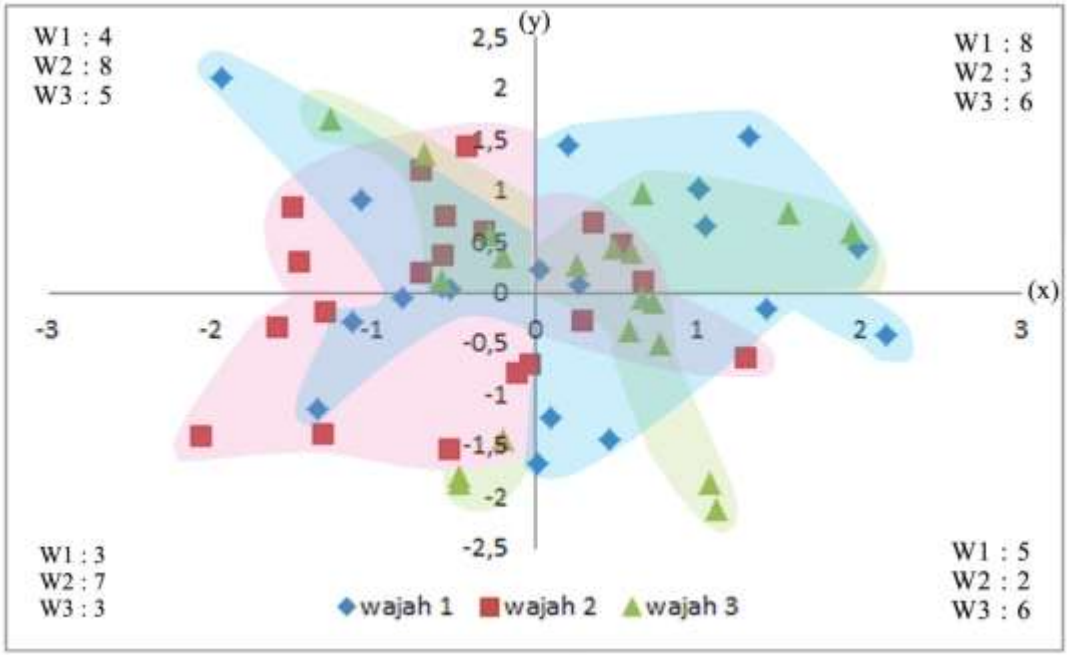


matrix 3

# Rangkuman 1

## (persepsi responden berdasarkan gender)

1. persepsi gender pada 6 jenis kacamata di wajah euryprosopic
2. persepsi gender pada 6 jenis kacamata di wajah mesoprosopic
3. persepsi gender pada 6 jenis kacamata di wajah leptoprosopic
4. Jenis kacamata yang **ideal** dalam membentuk citra kepemimpinan
5. Jenis kacamata yang **tidak ideal** dalam membentuk citra kepemimpinan
6. Jenis kacamata yang **netral** dalam membentuk citra kepemimpinan

7.1 Rangkuman hasil plot matrix berdasarkan persepsi gender pada 6 jenis kacamata di tipe wajah euryprosopic

| pria - euryprosopic | | | |
|---|---|---|---|
| Jenis kacamata | kompetensi | empati | aktifiti |
| Rectangel | - | - | + |
| D-shaped | = | + | |
| Cateye | - | = | = |
| Oval | + | + | - |
| Round | = | + | + |
| Square | - | + | - |

| wanita - euryprosopic | | | |
|---|---|---|---|
| Jenis kacamata | kompetensi | empati | aktifiti |
| Rectangel | + | - | - |
| D-shaped | - | + | |
| Cateye | + | - | - |
| Oval | = | - | = |
| Round | - | + | + |
| Square | + | - | + |

Keterangan

- kacamata ideal ( memiliki 2-3 factor + )
- kacamata tidak ideal ( memiliki 2-3 factor - )
- kacamata netral ( memiliki 2-3 factor = / factor + dan - seimbang )

kacamata rectangel di wajah euryprosopic

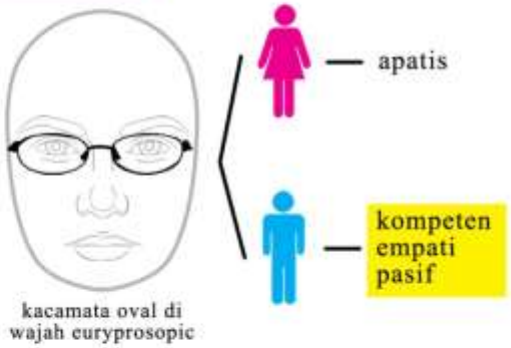

kacamata oval di wajah euryprosopic

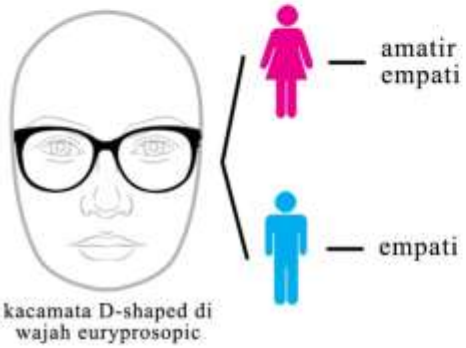

kacamata D-shaped di wajah euryprosopic

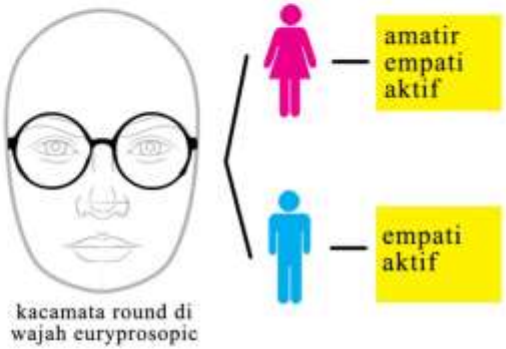

kacamata round di wajah euryprosopic

kacamata cateye di wajah euryprosopic

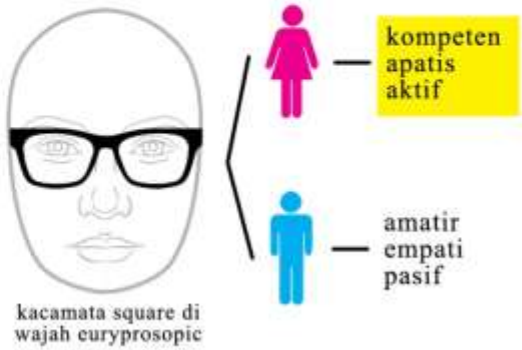

kacamata square di wajah euryprosopic

Ilustrasi disamping menunjukan persepsi enam jenis kacamata di wajah euryprosopic. Berdasarkan persepsi gender, terdapat tiga jenis kacamata yang ideal dalam membentuk citra kepemimpinan, yaitu kacmata oval, round, dan square.

Wanita memiliki persepsi ideal pada kacamara round dan square, sedangkan pria pada kacamata oval dan round. Persepsi kacamata di wajah euryprosopic menunjukan bahwa kedua gender lebih banyak menilai kacamata bersifat tidak ideal dan netral.

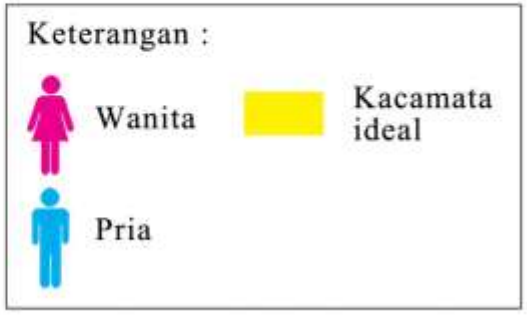

7.2 Rangkuman hasil plot matrix berdasarkan persepsi gender pada 6 jenis kacamata di tipe wajah mesoprosopic

| pria - mesoprosopic | | | |
|---|---|---|---|
| Jenis kacamata | kompetensi | empati | aktifiti |
| Rectangel | + | - | - |
| D-shaped | + | - | = |
| Cateye | = | + | - |
| Oval | + | - | - |
| Round | + | - | + |
| Square | = | = | + |

| wanita - mesoprosopic | | | |
|---|---|---|---|
| Jenis kacamata | kompetensi | empati | aktifiti |
| Rectangel | + | - | + |
| D-shaped | - | + | - |
| Cateye | + | - | + |
| Oval | = | + | + |
| Round | - | + | + |
| Square | + | - | - |

Keterangan

- kacamata ideal ( memiliki 2-3 factor + )
- kacamata tidak ideal ( memiliki 2-3 factor - )
- kacamata netral ( memiliki 2-3 factor = / factor + dan - seimbang )

kacamata rectangel di wajah mesoprosopic

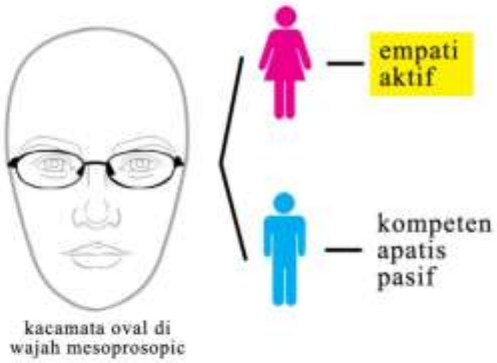

kacamata oval di wajah mesoprosopic

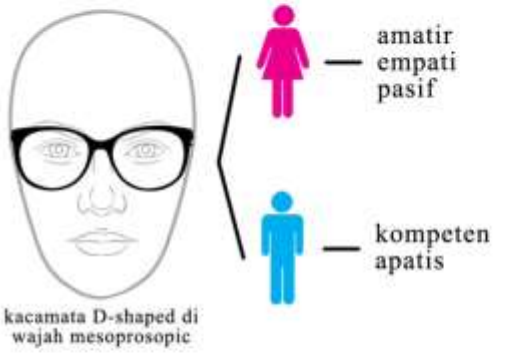

kacamata D-shaped di wajah mesoprosopic

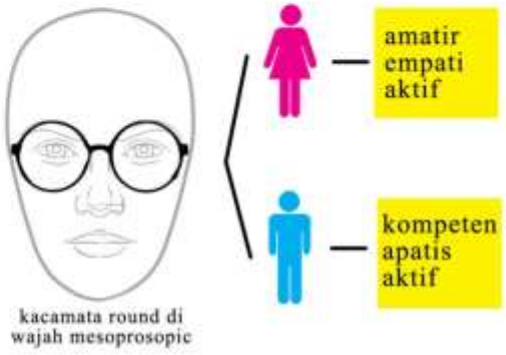

kacamata round di wajah mesoprosopic

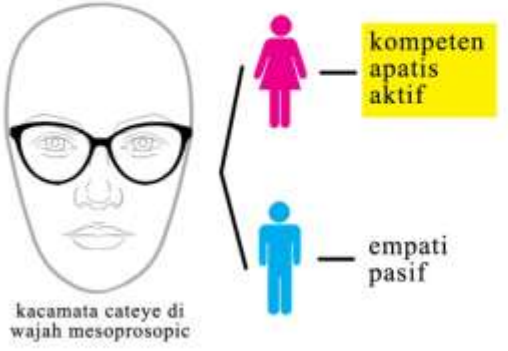

kacamata cateye di wajah mesoprosopic

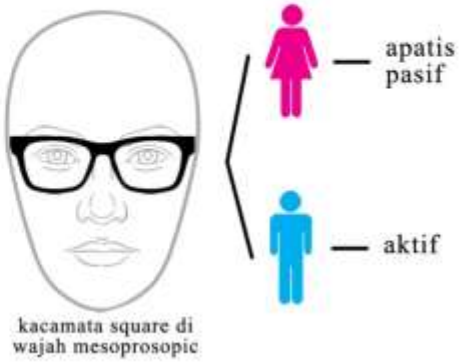

kacamata square di wajah mesoprosopic

Ilustrasi disamping menunjukan persepsi enam jenis kacamata di wajah mesoprosopic. Berdasarkan persepsi gender, terdapat empat jenis kacamata yang ideal dalam membentuk citra kepemimpinan, yaitu kacmata rectangel, cateye, oval, dan round.

Wanita memiliki persepsi ideal pada kacamara rectangel, cateye, oval, dan round sedangkan pria pada hanya pada kacamata round. Persepsi kacamata di wajah mesorosopic menunjukan bahwa gender wanita lebih banyak menilai kacamata ideal, sedangkan pria lebih banyak menilai kacamata tidak ideal / netral.

Keterangan :

Wanita

Kacamata ideal

Pria

## 7.3 Rangkuman hasil plot matrix berdasarkan persepsi gender pada 6 jenis kacamata di tipe wajah leptoprosopic

| pria - leptoprosopic | | | |
|---|---|---|---|
| Jenis kacamata | kompetensi | empati | aktifiti |
| Rectangel | = | - | - |
| D-shaped | + | - | = |
| Cateye | - | - | - |
| Oval | + | - | = |
| Round | + | + | - |
| Square | + | - | + |

| wanita - leptoprosopic | | | |
|---|---|---|---|
| Jenis kacamata | kompetensi | empati | aktifiti |
| Rectangel | + | - | - |
| D-shaped | = | + | - |
| Cateye | + | + | + |
| Oval | = | + | - |
| Round | - | = | + |
| Square | - | + | + |

Keterangan

- kacamata ideal ( memiliki 2-3 factor + )
- kacamata tidak ideal ( memiliki 2-3 factor - )
- kacamata netral ( memiliki 2-3 factor = / factor + dan - seimbang )

kacamata rectangel di wajah leptoprosopic

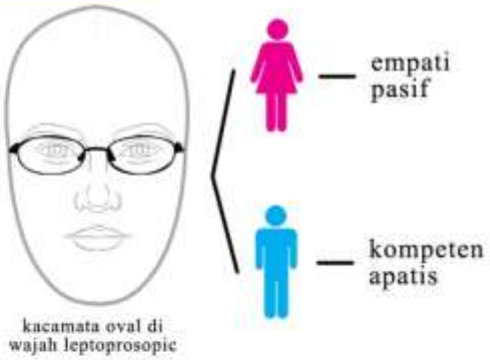

kacamata oval di wajah leptoprosopic

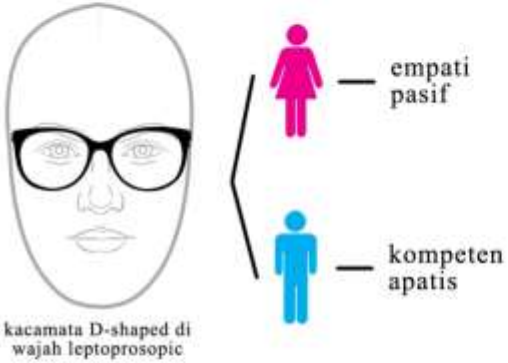

kacamata D-shaped di wajah leptoprosopic

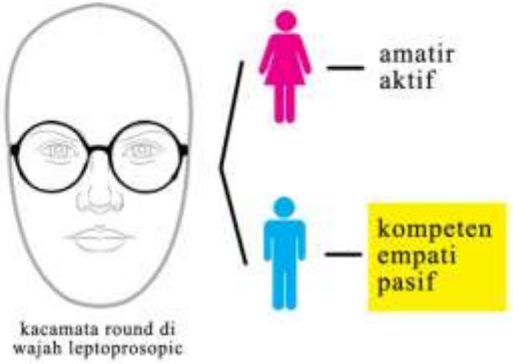

kacamata round di wajah leptoprosopic

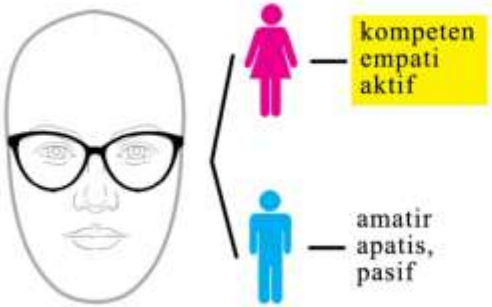

kacamata cateye di wajah leptoprosopic

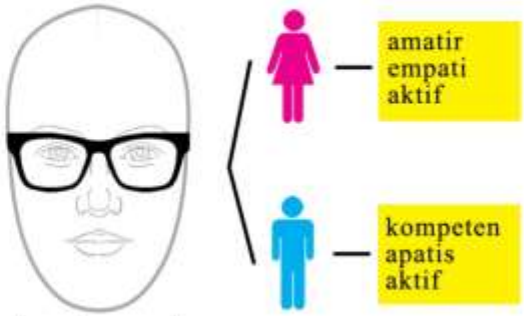

kacamata square di wajah leptoprosopic

Ilustrasi disamping menunjukan persepsi enam jenis kacamata di wajah leptoprosopic. Berdasarkan persepsi gender, terdapat tiga jenis kacamata yang ideal dalam membentuk citra kepemimpinan, yaitu kacamata cateye, round, dan square.

Wanita memiliki persepsi ideal pada kacamara cat eye dan square sedangkan pria pada kacamata round dan square. Persepsi kacamata di wajah leptoprosopic menunjukan bahwa kedua gender lebih banyak menilai kacamata tidak ideal / netral.

7.4 Persepsi gender pada kacamata dan tipe wajah yang membentuk citra pemimpin ideal



kacamata oval di wajah euryprosopic

kacamata round di wajah euryprosopic

kacamata round di wajah mesoprosopic

kacamata round di wajah leptoprosopic

kacamata square di wajah leptoprosopic

Pria cenderung memiliki persepsi ideal pada kacamata round sedangkan wanita pada kacamata cateye, round dan square. Persepsi ideal pada pria cenderung berada di wajah euryprosopic dan leptoprosopic, sedangkan wanita cenderung di wajah mesoprosopic.

kacamata round di wajah euryprosopic

kacamata square di wajah euryprosopic

kacamata rectangel di wajah mesoprosopic

kacamata cateye di wajah mesoprosopic

kacamata oval di wajah mesoprosopic

kacamata round di wajah mesoprosopic

kacamata square di wajah leptoprosopic

kacamata cateye di wajah leptoprosopic

Kesimpulan :

Mayoritas jenis kacamata dengan frame lebar dan melengkung ideal dalam membentuk citra kepemimpinan.

7.5 Persepsi gender pada kacamata dan tipe wajah yang membentuk citra pemimpin tidak ideal

Pria N : 30

kacamata rectangel di wajah euryprosopic | kacamata square di wajah euryprosopic | kacamata rectangel di wajah mesoprosopic | kacamata oval di wajah mesoprosopic | kacamata cateye di wajah leptoprosopic | kacamata rectangel di wajah leptoprosopic

Pria cenderung memiliki persepsi tidak ideal pada kacamata rectangel , sedangkan wanita pada kacamata rectangel dan square. Persepsi tidak ideal pada pria cenderung berada di wajah mesoprosopic dan leptoprosopic, sedangkan wanita di wajah euryprosopic dan mesoprosopic.

Pria N : 30



kacamata rectangel di wajah euryprosopic | kacamata cateye di wajah euryprosopic | kacamata D-shaped di wajah mesoprosopic | kacamata square di wajah mesoprosopic | kacamata rectangel di wajah leptoprosopic

Kesimpulan :

Mayoritas kacamata dengan frame sempit atau bersudut tidak ideal dalam membentuk citra kepemimpinan.

7.6 Persepsi gender pada kacamata dan tipe wajah yang membentuk citra pemimpin netral

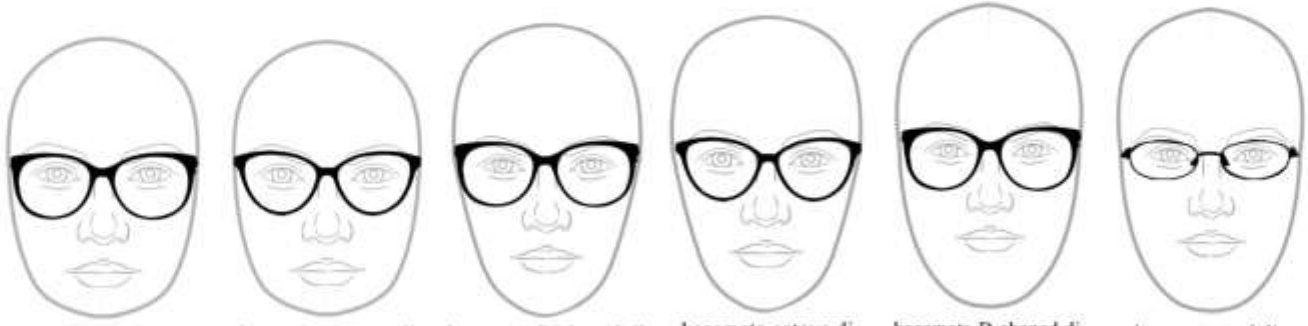


Pria cenderung memiliki persepsi netral pada kacamata D-shaped sedangkan wanita pada kacamata D-shaped dan oval. Persepsi netral pada pria tersebar di setiap wajah secara seimbang sedangkan wanita cenderung di wajah leptoprosopic.

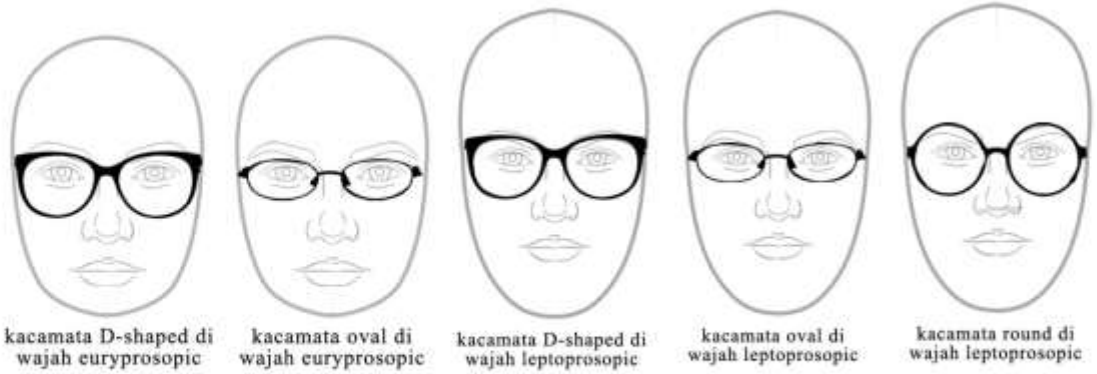


Kesimpulan :

Mayoritas jenis kacamata yang bersifat netral adalah kacamata dengan bentuk D-shaped.

# Rangkuman 2

## (persepsi responden berdasarkan tipe wajah)

1. persepsi responden bertipe wajah euryprosopic pada 6 jenis kacamata di wajah euryprosopic
2. persepsi responden bertipe wajah euryprosopic pada 6 jenis kacamata di wajah mesoprosopic
3. persepsi responden bertipe wajah euryprosopic pada 6 jenis kacamata di wajah leptoprosopic
4. Jenis kacamata yang **ideal** dalam membentuk citra kepemimpinan
5. Jenis kacamata yang **tidak ideal** dalam membentuk citra kepemimpinan
6. Jenis kacamata yang **netral** dalam membentuk citra kepemimpinan

## 8.1 Rangkuman hasil plot matrix berdasarkan persepsi responden bertipe wajah euryprosopic pada 6 jenis kacamata di tiga tipe wajah

| responden W1 - euryprosopic | | | |
|---|---|---|---|
| Jenis kacamata | kompetensi | empati | aktifiti |
| Rectangel | + | - | - |
| D-shaped | - | + | |
| Cateye | + | - | + |
| Oval | - | + | + |
| Round | - | + | - |
| Square | = | + | + |

| responden W1 - mesoprosopic | | | |
|---|---|---|---|
| Jenis kacamata | kompetensi | empati | aktifiti |
| Rectangel | + | - | - |
| D-shaped | - | + | - |
| Cateye | + | - | = |
| Oval | - | = | - |
| Round | - | + | + |
| Square | + | + | + |

| responden W1 - leptoprosopic | | | |
|---|---|---|---|
| Jenis kacamata | kompetensi | empati | aktifiti |
| Rectangel | = | - | - |
| D-shaped | - | + | = |
| Cateye | + | - | + |
| Oval | - | + | - |
| Round | = | + | - |
| Square | - | + | + |

Keterangan

- kacamata ideal ( memiliki 2-3 factor + )
- kacamata tidak ideal ( memiliki 2-3 factor - )
- kacamata netral ( memiliki 2-3 factor = / factor + dan - seimbang )

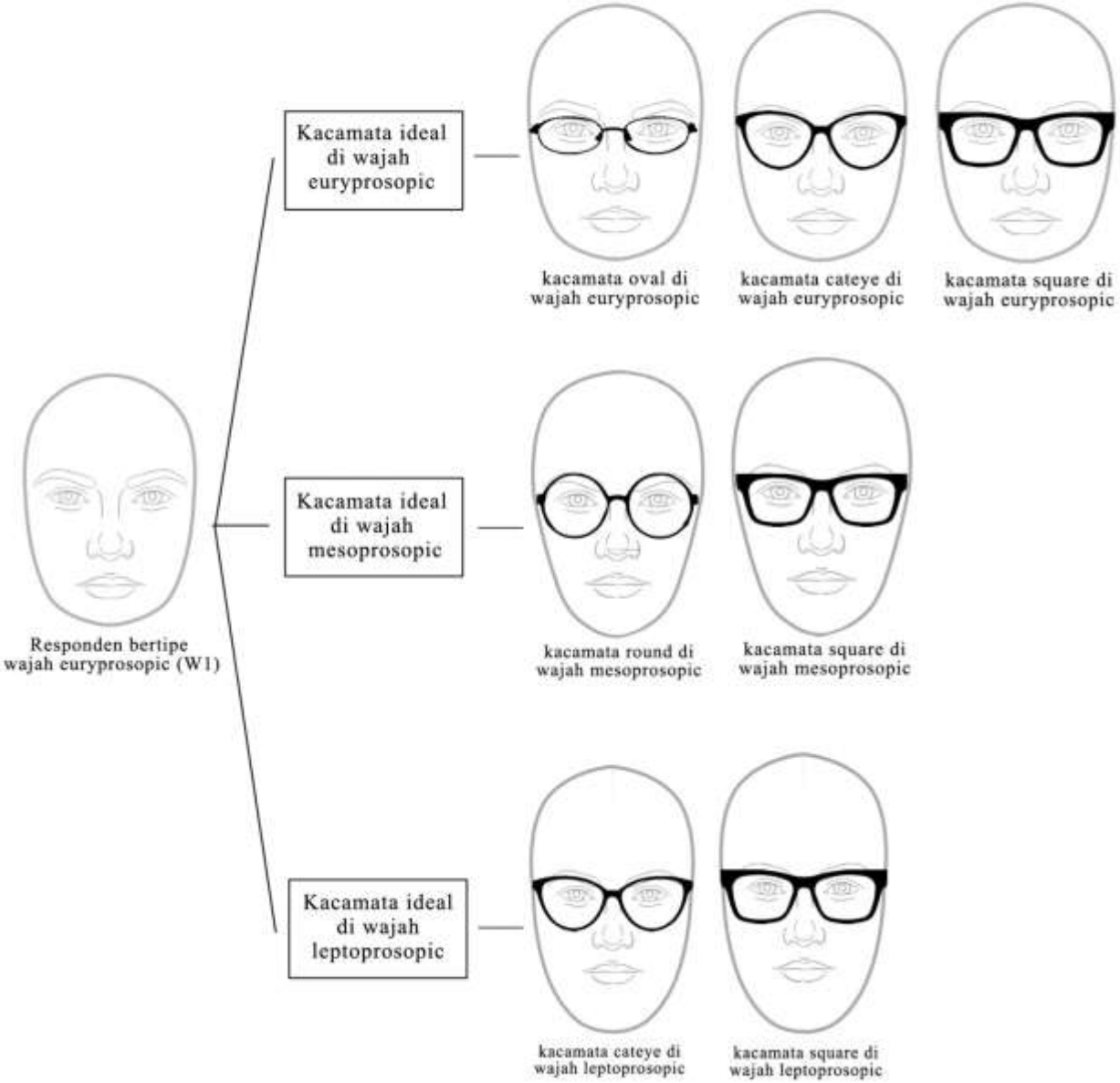


Ilustrasi disamping menunjukan persepsi responden bertipe wajah euryprosopic pada kacamata di tiga tipe wajah.

Responden bertipe wajah euryprosopic memiliki persepsi ideal pada kacamata jenis cat eye, oval, round dan square. Namun kemunculan kacamata square lebih dominan daripada jenis kacamata lainnya, Sehingga karateristik kacamata yang dipersepsi ideal dan dominan adalah kacamata dengan karateristik frame lebar dan bersudut.

Responden bertipe wajah euryprosopic memiliki persepsi kacamata yang lebih banyak dan bervariasi di tipe wajah yang sama. Sehingga menjadi indikasi dari adanya persepsi selektif antara pengaruh kesamaan tipe wajah responden dengan pemilihan tipe wajah ideal dalam menggunakan kacamata.

## 8.2 Rangkuman hasil plot matrix berdasarkan persepsi responden bertipe wajah mesoprosopic pada 6 jenis kacamata di tiga tipe wajah

| responden W2 - euryprosopic | | | |
|---|---|---|---|
| Jenis kacamata | kompetensi | empati | aktifiti |
| Rectangel | = | - | + |
| D-shaped | - | + | |
| Cateye | = | + | - |
| Oval | + | + | + |
| Round | = | - | + |
| Square | = | - | = |

| responden W2 - mesoprosopic | | | |
|---|---|---|---|
| Jenis kacamata | kompetensi | empati | aktifiti |
| Rectangel | - | - | - |
| D-shaped | + | - | - |
| Cateye | + | + | + |
| Oval | + | - | + |
| Round | - | - | + |
| Square | + | = | - |

| responden W2 - leptoprosopic | | | |
|---|---|---|---|
| Jenis kacamata | kompetensi | empati | aktifiti |
| Rectangel | = | - | = |
| D-shaped | + | - | = |
| Cateye | = | + | - |
| Oval | + | - | = |
| Round | - | - | + |
| Square | = | - | + |

Keterangan

- kacamata ideal ( memiliki 2-3 factor + )
- kacamata tidak ideal ( memiliki 2-3 factor - )
- kacamata netral ( memiliki 2-3 factor = / factor + dan - seimbang )

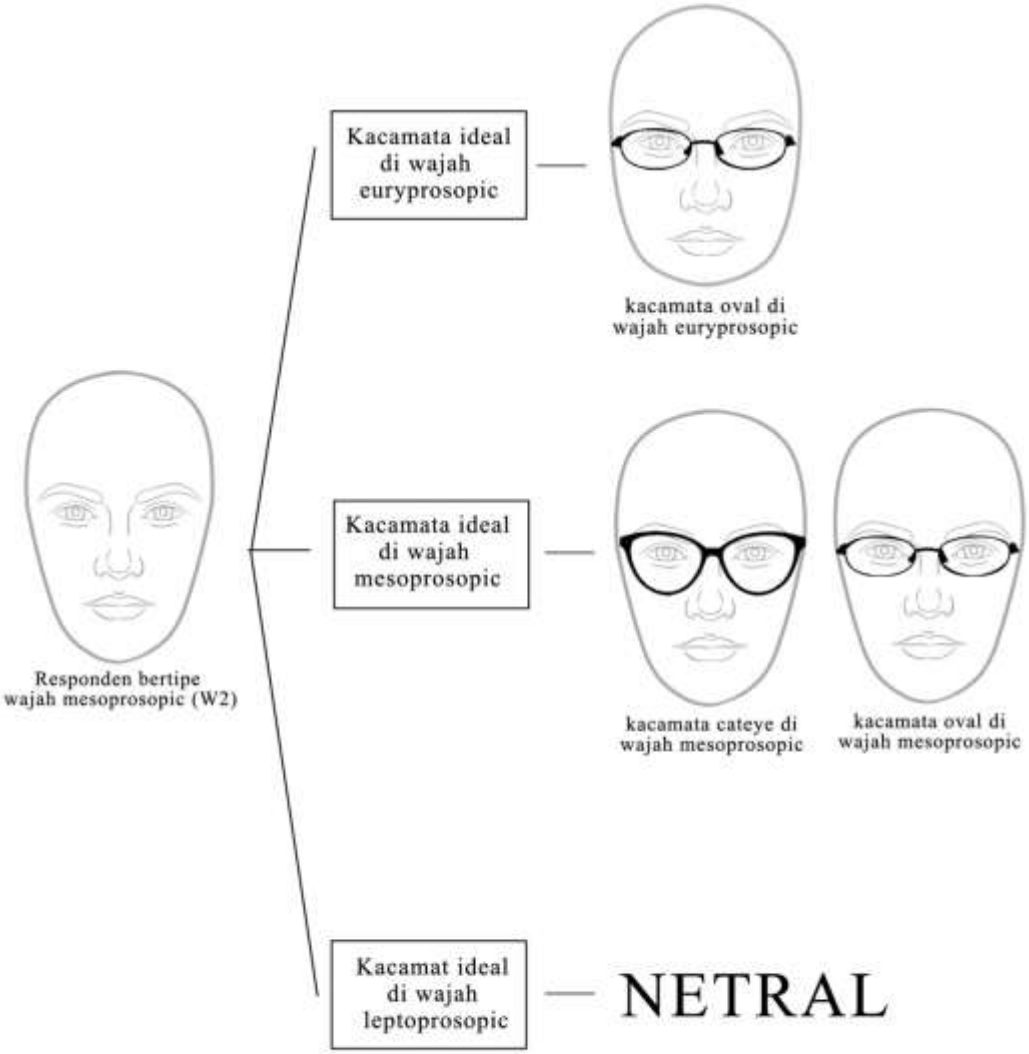


Ilustrasi disamping menunjukan persepsi responden bertipe wajah mesoprosopic pada kacamata di tiga tipe wajah.

Responden bertipe wajah mesoprosopic memiliki persepsi ideal pada kacamata jenis cat eye, dan oval. Namun kemunculan kacamata oval lebih dominan daripada cateye. Sehingga karateristik kacamata yang dipersepsi ideal dan dominan adalah kacamata dengan karateristik frame sempit dan melengkung.

Responden bertipe wajah mesoprosopic memiliki persepsi kacmata yang lebih banyak dan bervariasi di tipe wajah yang sama. Sehingga menjadi indikasi dari adanya persepsi selektif antara pengaruh kesamaan tipe wajah responden dengan pemilihan tipe wajah ideal dalam menggunakan kacamata.

## 8.3 Rangkuman hasil plot matrix berdasarkan persepsi responden bertipe wajah leptoprosopic pada 6 jenis kacamata di tiga tipe wajah

| responden W3 - euryprosopic | | | |
|---|---|---|---|
| Jenis kacamata | kompetensi | empati | aktifiti |
| Rectangel | - | + | + |
| D-shaped | = | + | |
| Cateye | + | - | = |
| Oval | + | - | - |
| Round | = | = | + |
| Square | - | = | - |

| responden W3 -mesoprosopic | | | |
|---|---|---|---|
| Jenis kacamata | kompetensi | empati | aktifiti |
| Rectangel | + | + | - |
| D-shaped | + | - | + |
| Cateye | + | - | - |
| Oval | + | + | + |
| Round | + | - | + |
| Square | - | - | = |

| responden W3 -leptoprosopic | | | |
|---|---|---|---|
| Jenis kacamata | kompetensi | empati | aktifiti |
| Rectangel | + | - | - |
| D-shaped | + | = | - |
| Cateye | - | = | + |
| Oval | = | + | + |
| Round | = | = | + |
| Square | + | + | + |

Keterangan

- kacamata ideal ( memiliki 2-3 factor + )
- kacamata tidak ideal ( memiliki 2-3 factor - )
- kacamata netral ( memiliki 2-3 factor = / factor + dan - seimbang )

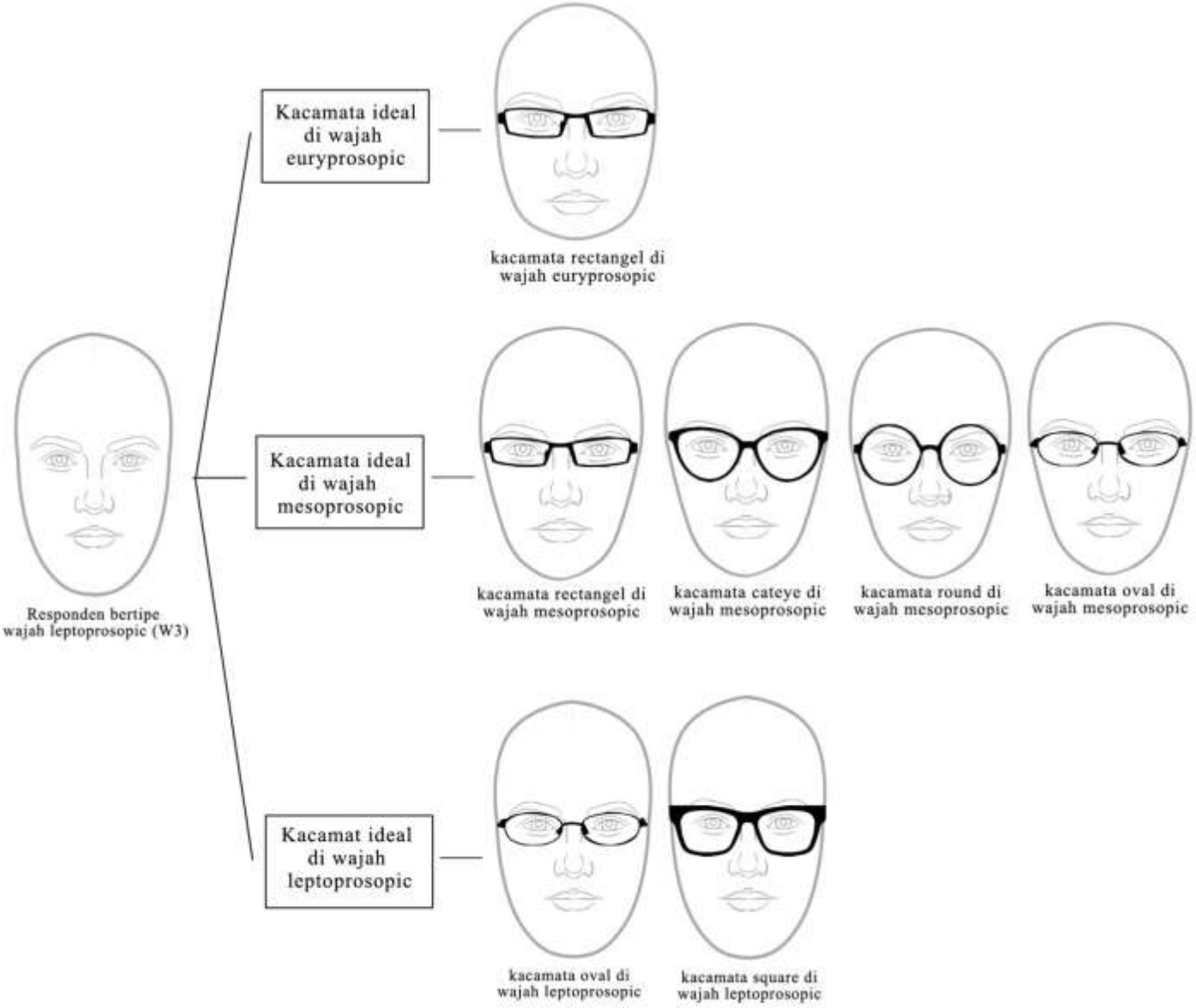


Ilustrasi disamping menunjukan persepsi responden bertipe wajah leptoprosopic pada kacamata di tiga tipe wajah.

Responden bertipe wajah leptoprosopic memiliki persepsi ideal pada kacamata jenis rectangel, cateye, oval, round, dan square. Namun kemunculan kacamata rectangel dan oval lebih dominan daripada kacamata lainnya. Sehingga karateristik kacamata yang dipersepsi ideal dan dominan adalah kacamata dengan karateristik frame sempit.

Responden bertipe wajah leptoprosopic tidak memiliki persepsi kacamata yang lebih banyak dan bervariasi di tipe wajah yang sama. Sehingga menjadi indikasi dari tidak adanya persepsi selektif antara pengaruh kesamaan tipe wajah responden dengan pemilihan tipe wajah ideal dalam menggunakan kacamata.

# kesimpulan

1. Jenis kacamata dan tipe wajah yang ideal dalam membentuk citra kepemimpinan
2. Persepsi gender pada kacamata
3. Pengaruh tipe wajah pada persepsi kacamata.

## 9.1 Kesimpulan berdasarkan persepsi gender.

citra pemimpin — kompeten, apatis, pasif

| Jenis kacamata | Tipe wajah | kompetensi | | empati | | aktifiti | |
|---|---|---|---|---|---|---|---|
| | | Pria | Wanita | Pria | Wanita | Pria | Wanita |
| Rectangel | Euryprosopic | - | + | - | + | - | - |
| | Mesoprosopic | + | + | - | - | - | + |
| | Leptoprosopic | = | + | - | - | - | - |

Citra pemimpin yang terbentuk dari penggunaan kacamata rectangel adalah citra pemimpin yang kompeten namun apatis dan pasif. Persepsi kacamata rectangel di tiga tipe wajah menunjukan bahwa persepsi cenderung negatif di semua tipe wajah.

citra pemimpin — kompeten, apatis / amatir, empati, pasif

| Jenis kacamata | Tipe wajah | kompetensi | | empati | | aktifiti | |
|---|---|---|---|---|---|---|---|
| | | Pria | Wanita | Pria | Wanita | Pria | Wanita |
| D-shaped | Euryprosopic | = | - | + | + | | |
| | Mesoprosopic | + | - | - | + | = | - |
| | Leptoprosopic | + | = | - | + | = | - |

Citra pemimpin yang terbentuk dari penggunaan kacamata D-shape di kedua gender memiliki perbedaan. Pria menilai citra pemimpin yang terbentuk adalah kompeten dan apatis, sedangkan wanita menilai citra pemimpin yang terbentuk adalah amatir, empati dan pasif. Persepsi kacamata D-shaped di tiga tipe wajah menunjukan bahwa persepsi cenderung netral di semua tipe wajah.

citra pemimpin — amatir & pasif / kompeten, apatis, aktif

| Jenis kacamata | Tipe wajah | kompetensi | | empati | | aktifiti | |
|---|---|---|---|---|---|---|---|
| | | Pria | Wanita | Pria | Wanita | Pria | Wanita |
| Cat eye | Euryprosopic | - | + | = | - | = | - |
| | Mesoprosopic | = | + | + | - | - | + |
| | Leptoprosopic | - | + | - | + | - | + |

Citra pemimpin yang terbentuk dari penggunaan kacamata Cateye di kedua gender memiliki perbedaan. Pria menilai citra pemimpin yang terbentuk adalah amatir dan pasif, sedangkan wanita menilai citra pemimpin yang terbentuk adalah kompeten, apatis dan aktif. Persepsi kacamata cateye di tiga tipe wajah menunjukan bahwa persepsi cenderung positif di tipe wajah mesoprosopic.

citra pemimpin — kompeten, apatis, pasif / empati

| Jenis kacamata | Tipe wajah | kompetensi | | empati | | aktifiti | |
|---|---|---|---|---|---|---|---|
| | | Pria | Wanita | Pria | Wanita | Pria | Wanita |
| Oval | Euryprosopic | + | = | + | - | - | = |
| | Mesoprosopic | + | = | - | + | - | + |
| | Leptoprosopic | + | = | - | + | = | - |

Citra pemimpin yang terbentuk dari penggunaan kacamata oval di kedua gender memiliki perbedaan. Pria menilai citra pemimpin yang terbentuk adalah kompeten, apatis, dan pasif , sedangkan wanita menilai citra pemimpin yang terbentuk adalah empati. Persepsi kacamata oval di tiga tipe wajah menunjukan bahwa persepsi cenderung positif di tipe wajah mesoprosopic.

citra pemimpin — kompeten, empati, aktif / amatir, empati, aktif

| Jenis kacamata | Tipe wajah | kompetensi | | empati | | aktifiti | |
|---|---|---|---|---|---|---|---|
| | | Pria | Wanita | Pria | Wanita | Pria | Wanita |
| Round | Euryprosopic | = | - | + | + | + | + |
| | Mesoprosopic | + | - | - | + | + | + |
| | Leptoprosopic | + | - | + | = | - | + |

Citra pemimpin yang terbentuk dari penggunaan kacamata round di kedua gender memiliki perbedaan. Pria menilai citra pemimpin yang terbentuk adalah kompeten, empati, dan aktif, sedangkan wanita menilai citra pemimpin yang terbentuk adalah amatir, empati dan aktif. Persepsi kacamata round di tiga tipe wajah menunjukan bahwa persepsi cenderung positif di semua tipe wajah.

citra pemimpin — aktif / kompeten, apatis, aktif

| Jenis kacamata | Tipe wajah | kompetensi | | empati | | aktifiti | |
|---|---|---|---|---|---|---|---|
| | | Pria | Wanita | Pria | Wanita | Pria | Wanita |
| Round | Euryprosopic | = | - | + | + | + | + |
| | Mesoprosopic | + | - | - | + | + | + |
| | Leptoprosopic | + | - | + | = | - | + |

Citra pemimpin yang terbentuk dari penggunaan kacamata square di kedua gender memiliki perbedaan. Pria menilai citra pemimpin yang terbentuk adalah aktif, sedangkan wanita menilai citra pemimpin yang terbentuk adalah kompeten, apatis dan aktif. Persepsi kacamata round di tiga tipe wajah menunjukan bahwa persepsi cenderung positif di tipe wajah leptoprosopic.

### Kesimpulan

Mayoritas Jenis kacamata yang dipersepsi ideal dalam membentuk citra kepemimpinan adalah kacamata dengan karakteristik frame lebar, Sedangkan mayoritas kacamata yang kurang ideal adalah kacamata dengan frame sempit.

Persepsi ideal wanita lebih banyak daripada pria. Hal ini menunjukan bahwa persepsi kacamata pada wanita lebih bervariatif dan positif.

Frame jenis round dan tipe wajah mesoprosopic dipersepsi paling ideal dalam membentuk citra kepemimpinan.

keterangan :

- persepsi pria
- persepsi wanita
- persepsi paling ideal

9.2 kesimpulan persepsi responden berdasarkan tipe wajah.

Responden bertipe wajah euryprosopic (W1)

Responden bertipe wajah euryprosopic (W1) memiliki 7 variasi persepsi yang kacamata ideal. Responden ini memiliki persepsi ideal pada kacamata dengan karakteristik bentuk frame lebar dan bersudut. Persepsi responden bersifat selektif, karena penilaian lebih dominan di tipe wajah yang sama.

Wajah euryprosopic (pendek / lebar) — Persepsi kacamata ideal jika — frame kacamata lebar dan bersudut

Responden bertipe wajah mesoprosopic (W2)

Responden bertipe wajah mesoprosopic (W2) memiliki 3 variasi persepsi kacamata ideal. Responden ini memiliki persepsi ideal pada kacamata dengan karakteristik bentuk frame sempit dan melengkung. Persepsi responden bersifat selektif, karena penilaian lebih dominan di tipe wajah yang sama

Wajah mesoprosopic (ukuran sedang) — Persepsi kacamata ideal jika — frame kacamata sempit dan melengkung.

Responden bertipe wajah leptoprosopic (W3)

Responden bertipe wajah leptoprosopic (W3) memiliki 7 variasi persepsi kacamata yang ideal. Responden ini memiliki persepsi ideal pada kacamata dengan karakteristik bentuk frame sempit. Persepsi responden bersifat tidak selektif, karena penilaian lebih dominan di tipe wajah yang berbeda.

Wajah leptoprosopic (panjang / sempit) — Persepsi kacamata ideal jika — frame kacamata sempit

Kesimpulan :

Bentuk wajah responden mempengaruhi jenis bentuk kacamata yang dipersepsi ideal. Kacamata dipersepsi ideal jika memiliki kesamaan geometris dengan bentuk wajah.

Persepsi responden bertipe wajah euryprosopic dan leptoprosopic lebih banyak dan bervariasi sedangkan responden bertipe wajah mesoprosopic lebih sedikit dan konstan.

Responden bertipe wajah euryprosopic dan mesoprosopic menunjukan persepsi selektif, sedangkan responden bertipe wajah leptoprosopik tidak menunjukan persepsi selektif. Responden dengan persepsi selektif cenderung memiliki persepsi kacamata yang ideal ketika digunakan pada tipe wajah yang sama.